

A - T R A C

LINERS • PISTONS • VALVES

Your Champion for
Engine Spare Parts.

Engine Valves

Les soupapes de moteur

Válvulas del Motor

клапан двигателя



Quality • Consistency • Range

www.atracparts.com

Technical Terms

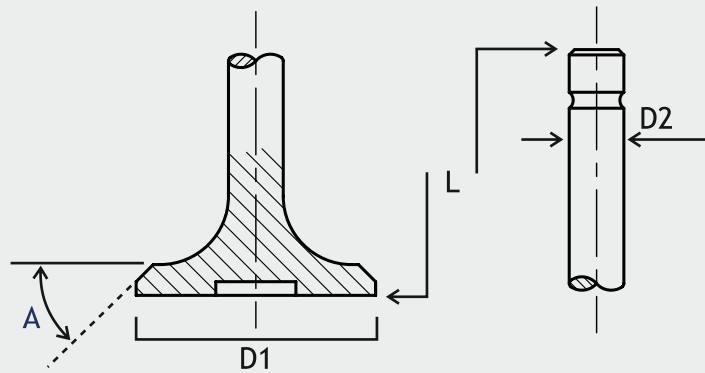
Abbreviation :

L = Total Length

D1 = Seat Dia

D2 = Stem Dia

A = Seat Head Angle



Packaging Box for Arrow Engine Valve



Product Details Label



QR Code



Hologram



Locking Sticker



Additional Catalogues for Engine Parts



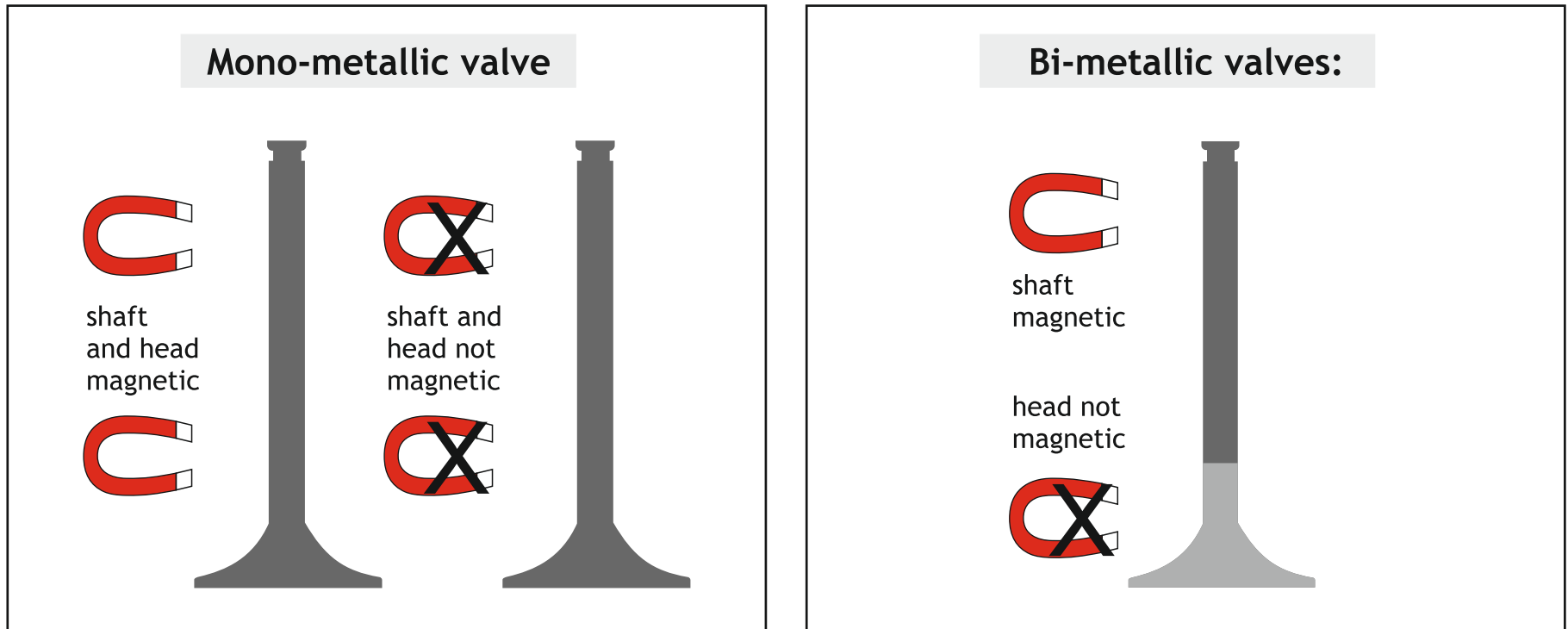
Types and technical terms

Mono-metallic valves:

are produced efficiently in a warm-extruded processor in an upsetting process.

Bi-metallic valves:

make it possible to use the ideal combination of materials both for the shaft and the head.



Function

Valves are precision engine parts and they have to perform four important tasks in the operation of the

Engine:

- Blocking flow areas
- Controlling gas exchange
- Sealing the cylinders to the outside
- Dissipating the heat absorbed by the exhaust gases from combustion to the valve seat ring and to the valve guide.

At temperatures of up to 800° C, each valve opens and closes up to 70 times per second and during the life of the engine it is subjected to an average of 300 million changes of load.

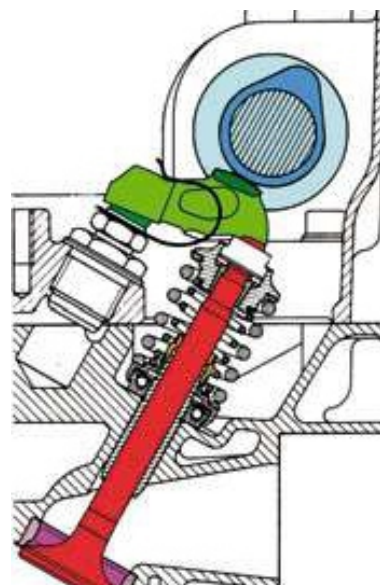
A distinction is generally made between intake valves and exhaust valves.

Intake valves

The valves - which are cooled by the circulation of unburnt gases - have to withstand high mechanical loads, especially upon contact with the valve seat.

Exhaust valves


In addition to the great mechanical demands made on them, exhaust valves are subjected to high thermal stresses and chemical corrosion. Therefore, other materials and more complex production




Manufacturing Facilities



Quality Control





Warehouse



INDEX

AJIT	KIRLOSKAR
ANDORIA	KOMATSU
ARMSTRONG SIDDELEY	KUBOTA
AUDI	LADA
AUSTIN	LANDROVER
B.M.C	LEYLAND
BAJAJ	LISTER
BEDFORD	LOMBARDINI
BERNARD	MACK
BLACKSTONE	MAHINDRA
BUKH	MAN
CASE	MARUTI
CATERPILLAR	MARUTI/SUZUKI
CHEVROLET	MASSEY FERGUSON \ PERKINS
CHRYSLER	MAZDA
CITROEN	MERCEDES
COMET	MITSUBISHI
CUMMINS	MWM
DACIA	NISSAN/DATSUN
DAEWOO	NUFFIELD TRACTOR
DAIHATSU	OPEL
DAVID BROWN	PETTER
DETROIT	PEUGEOT
DEUTZ	RENAULT
DODGE	ROBIN
DONGFENG	ROBSON
EKM	ROCKET
ESCORT	RUMANIA
FAP-FAMOS	RUSSIAN BELARUS
FARMTRAC	RUSTON
FIAT	SAME
FIAT IVECO	SCANIA
FORD	SENDLING
GARDNER	SHIBAURA
GMC	SIFENG
GREAVES PIAGGIO	SKODA
HATZ	SLAVIA
HERCULES MOTOR	STEYR
HINO	SUZUKI
HONDA	TATA
HYUNDAI	TOYOTA
IFA	TRIUMPH
IMT	URSUS TRACTOR
INTERNATIONAL (IHC)	VALTRA
ISUZU	VOLKSWAGEN
JENBACH	VOLVO
JIANG DONG	YAMAHA
JOHN DEERE	YANMAR
KAMAZ	ZETOR
KIA	

Item Code	Description	Engine	Model	O.E.M. No	Reference No
E051A02010221N	ENGINE VALVE (INLET AND EXHAUST) AJIT 102 (NABU) IN. (EN-18D) 39MM & EX. (EN-52) 36MM	AJIT	102		
E051A02020219N	ENGINE VALVE (INLET AND EXHAUST) AJIT 102 (YAM) INLET (EN-18D) & EXHAUST (EN-52)	AJIT	102 (W/C)		
E051A02030800N	ENGINE VALVE (INLET AND EXHAUST) AJIT 114.30 (IN. & EX. BOTH ARE SAME) EN-18D	AJIT	114.3		
E051A02040600N	ENGINE VALVE (INLET AND EXHAUST) AJIT 114.30 (IN. & EX. BOTH ARE SAME) EN-52	AJIT	114.30 (W/C)		
E051A02030200N	ENGINE VALVE (INLET AND EXHAUST) AJIT 114.30 (INLET) EN-18D & (EXHAUST) EN-52	AJIT	114.3		
E051A02050621N	ENGINE VALVE (INLET AND EXHAUST) AJIT 95 (NABU) IN. (EN-52) 36MM & EX. (EN-52) 36MM	AJIT	95		
E041A02020605N	ENGINE VALVE AJIT 102 (LONG TYPE) EXHAUST (EN-52)	AJIT	102		
E041A02020406N	ENGINE VALVE AJIT 102 (LONG TYPE) INLET (EN-18D)	AJIT	102		
E041A02010672N	ENGINE VALVE AJIT 102 (NABU) EXHAUST (EN-52) 36MM	AJIT	102		
E041A02010469N	ENGINE VALVE AJIT 102 (NABU) INLET (EN-18D) 39MM	AJIT	102		
E041A02010669N	ENGINE VALVE AJIT 102 (NABU) INLET (EN-52) 39MM	AJIT	102		
E041A02080001N	ENGINE VALVE AJIT 102 (YAM) EXHAUST (21/4 N)	AJIT	102 (W/C)		
E041A02080601N	ENGINE VALVE AJIT 102 (YAM) EXHAUST (EN-52)	AJIT	102 (W/C)		
E041A02030601N	ENGINE VALVE AJIT 114.30 (EXHAUST) EN-52	AJIT	114.3		
E041A02030403N	ENGINE VALVE AJIT 114.30 (IN. & EX. BOTH ARE SAME) EN-18D	AJIT	114.3		

Item Code	Description	Engine	Model	O.E.M. No	Reference No
E041A02040603N	ENGINE VALVE AJIT 114.30 (IN. & EX. BOTH ARE SAME) EN-52	AJIT	114.3		
E041A02030402N	ENGINE VALVE AJIT 114.30 (INLET) EN-18D	AJIT	114.3		
E041A02060601N	ENGINE VALVE AJIT 95 (EXHAUST) EN-52	AJIT	95 (W/C)		
E041A02060402N	ENGINE VALVE AJIT 95 (INLET) EN-18D	AJIT	95 (W/C)		
E041A02060602N	ENGINE VALVE AJIT 95 (INLET) EN-52	AJIT	95 (W/C)		
E041A02070001N	ENGINE VALVE AJIT 95 (YAM) EXHAUST (21/4 N)	AJIT	95 (W/C)		
E041A02060401N	ENGINE VALVE AJIT 95 (YAM) EXHAUST (EN-18D)	AJIT	95 (W/C)		
E041A02070601Y	ENGINE VALVE AJIT 95 (YAM) EXHAUST (EN-52)	AJIT	95 (W/C)		
E041A02070402Y	ENGINE VALVE AJIT 95,102 (YAM) INLET (EN-18D)	AJIT	95, 102 (W/C)		
E041A02070602N	ENGINE VALVE AJIT 95,102 (YAM) INLET (EN-52)	AJIT	95, 102		
E061A02080403N	ENGINE VALVE WITH GUIDE AJIT 102 (NABU) IN. (EN-52) 39MM & EX. (EN-52) 36MM	AJIT	102		
E061A02070403N	ENGINE VALVE WITH GUIDE AJIT 95 (NABU) IN. (EN-52) 36MM & EX. (EN-52) 36MM	AJIT	95		
E061A02070400N	ENGINE VALVE WITH GUIDE AJIT 95 (YAM) BOTH VALVE EN-52	AJIT	95		
E071A02010305N	ENGINE VALVE WITH GUIDE, SPRING, CUP & COLLET AJIT 102 (NABU) IN. VALVE (EN-18D) 39MM & EX. VALVE (EN-52) 36MM	AJIT	102		
E071A02010301N	ENGINE VALVE WITH GUIDE, SPRING, CUP & COLLET AJIT 102 (NABU) IN. VALVE (EN-52) 39MM & EX. VALVE (EN-52) 36MM	AJIT	102		
E071A02080100N	ENGINE VALVE WITH GUIDE, SPRING, CUP & COLLET AJIT 102 (YAM) BOTH VALVE EN-52	AJIT	102 (W/C)		

Item Code	Description	Engine	Model	O.E.M. No	Reference No
E071A02080300N	ENGINE VALVE WITH GUIDE, SPRING, CUP & COLLET AJIT 102 (YAM) INLET VALVE = EN-18D & EXHAUST VALVE = EN-52	AJIT	102 (W/C)		
E071A02040100N	ENGINE VALVE WITH GUIDE, SPRING, CUP & COLLET AJIT 114.30 (VALVE EN-52)	AJIT	114.3		
E071A02070100N	ENGINE VALVE WITH GUIDE, SPRING, CUP & COLLET AJIT 95 (YAM) BOTH VALVE EN-52	AJIT	95		
E071A02070104N	ENGINE VALVE WITH GUIDE, SPRING, CUP & COLLET AJIT 95 (YAM) EXHAUST VALVE ONLY (EN-52)	AJIT	95		
E071A02070300N	ENGINE VALVE WITH GUIDE, SPRING, CUP & COLLET AJIT 95 (YAM) INLET VALVE = EN-18D & EX. VALVE=EN-52	AJIT	95		
E071A02020000N	ENGINE VALVE WITH GUIDE, SPRING, CUP & COLLET COMET 10 HP (VALVE EN-18D)	AJIT	10 H.P.		
E071A02040300N	ENGINE VALVE WITH GUIDE, SPRING, CUP & COLLET AJIT 114.30 (INLET VALVE=EN-18D & EXHAUST VALVE=EN-52)	AJIT	114.3		
E051A04010800N	ENGINE VALVE (INLET AND EXHAUST) ANDORIA S-231 (BOTH EN-18D)	ANDORIA	S-231		
E051A04010600N	ENGINE VALVE (INLET AND EXHAUST) ANDORIA S-231 (BOTH EN-52)	ANDORIA	S-231		
E051A04011200N	ENGINE VALVE (INLET AND EXHAUST) ANDORIA S-231 (INLET) EN-18D & (EXHAUST) 21/4N	ANDORIA	S-231		
E051A04020800N	ENGINE VALVE (INLET AND EXHAUST) ANDORIA S-320 (18 HP) BOTH EN-18D	ANDORIA	S-320 (18 H.P.)	(IN.)130120, S32014063 & (EX.) 130121, S32014073	

Item Code	Description	Engine	Model	O.E.M. No	Reference No
E051A04020400N	ENGINE VALVE (INLET AND EXHAUST) ANDORIA S-320 (18 HP) INLET (EN-18D) & EXHAUST (21-4 N/BI-METAL)	ANDORIA	S-320 (18 H.P.)	(IN.)130120, S32014063 & (EX.) 13012, S32014073	
E051A04020200N	ENGINE VALVE (INLET AND EXHAUST) ANDORIA S-320 (18 HP) INLET (EN-18D) & EXHAUST (EN-52)	ANDORIA	S-320 (18 H.P.)	(IN.) 130120, S32014063 & (EX.) 130121, S32014073	
AECO-NP-11819	ENGINE VALVE (INLET AND EXHAUST) ANDORIA S-321 (INLET) EN-52 & (EXHAUST) 21/4 N	ANDORIA	S-321		
E041A04010001N	ENGINE VALVE ANDORIA S-231 (EXHAUST) 21/4N	ANDORIA	S-231		
E041A04010401N	ENGINE VALVE ANDORIA S-231 (EXHAUST) EN-18D	ANDORIA	S-231		
E041A04010601N	ENGINE VALVE ANDORIA S-231 (EXHAUST) EN-52	ANDORIA	S-231		
E041A04010402N	ENGINE VALVE ANDORIA S-231 (INLET) EN-18D	ANDORIA	S-231		
E041A04010602N	ENGINE VALVE ANDORIA S-231 (INLET) EN-52	ANDORIA	S-231		
E041A04020101N	ENGINE VALVE ANDORIA S-320 (18 HP) EXHAUST (21-4 N/BI-METAL)	ANDORIA	S-320 (18 H.P.)	OEM # 130121 & S32014073	
E041A04020401N	ENGINE VALVE ANDORIA S-320 (18 HP) EXHAUST (EN-18D)	ANDORIA	S-320 (18 H.P.)	OEM # 130121 & S32014073	
E041A04020601N	ENGINE VALVE ANDORIA S-320 (18 HP) EXHAUST (EN-52)	ANDORIA	S-320 (18 H.P.)	OEM # 130121 & S32014073	
E041A04020402N	ENGINE VALVE ANDORIA S-320 (18 HP) INLET (EN-18D)	ANDORIA	S-320 (18 H.P.)	OEM # 130120 & S32014063	
E041A04020502N	ENGINE VALVE ANDORIA S-320 (18 HP) INLET (EN-24)	ANDORIA	S-320 (18 H.P.)	OEM # 130120 & S32014063	
E041A04020602N	ENGINE VALVE ANDORIA S-320 (18 HP) INLET (EN-52)	ANDORIA	S-320 (18 H.P.)	OEM # 130120 & S32014063	
E041A04030601N	ENGINE VALVE ANDORIA S-321 (EXHAUST) EN-52	ANDORIA	S-321		

Item Code	Description	Engine	Model	O.E.M. No	Reference No
E041A04030602N	ENGINE VALVE ANDORIA S-321 (INLET) EN-52	ANDORIA	S-321		
E061A04010700N	ENGINE VALVE WITH GUIDE ANDORIA S-231 (18 HP) INLET (EN-18D) & (EXHAUST) 21/4 N	ANDORIA	S-231		
E061A04020700N	ENGINE VALVE WITH GUIDE ANDORIA S-320 (18 HP) INLET (EN-18D) & (EXHAUST) 21/4 N	ANDORIA	S-320 (18 H.P.)		
E071A04020600N	ENGINE VALVE WITH GUIDE, SPRING, CUP & COLLET ANDORIA S-320 (18 HP) INLET VALVE - EN-18D & EXHAUST VALVE - 21/4 N	ANDORIA	S-320 (18 H.P.)		
E051A07010800N	ENGINE VALVE (INLET AND EXHAUST) ARMSTRONG SIDDELEY 14/22 HP (IN. & EX. BOTH ARE SAME.) EN-18D	ARMSTRONG SIDDELEY	14/22 H.P.		
E051A07011200N	ENGINE VALVE (INLET AND EXHAUST) ARMSTRONG SIDDELEY 14/22 HP (INLET) EN-18D & (EXHAUST) EN-52	ARMSTRONG SIDDELEY	4/22 H.P.		
E041A07010001N	ENGINE VALVE ARMSTRONG SIDDELEY 14/22 HP (EXHAUST) EN-52	ARMSTRONG SIDDELEY	14/22 H.P.		
E041A07010403N	ENGINE VALVE ARMSTRONG SIDDELEY 14/22 HP (IN. & EX. BOTH ARE SAME.) EN-18D	ARMSTRONG SIDDELEY	14/22 H.P.		
E041A07010402N	ENGINE VALVE ARMSTRONG SIDDELEY 14/22 HP (INLET) EN-18D	ARMSTRONG SIDDELEY	14/22 H.P.		
AE13405	ENGINE VALVE (INLET & EXHAUST) AUDI A2, 1.4,AUA, BAD, BAG, CAXA (IN-EN52 & EX-21/4N)	AUDI	AUDI A2, 1.4,AUA, BAD, BAG, CAXA	IN-036109601AD, 036109601S & EX-036109611K	QUEEN # IN-0323 & EX-0324, FRECIA # IN-ADVI765000 & EX-ADVX765000
E051A12020000N	ENGINE VALVE (INLET AND EXHAUST) AUDI 80 CL/GL/FORMEL-E (INLET) EN-52 & (EXHAUST) 21/4 N	AUDI	80 CL/GL/FORMEL-E	(IN.) 049109601F & (EX.) 049109611F	

Item Code	Description	Engine	Model	O.E.M. No	Reference No
E051A12010000N	ENGINE VALVE (INLET AND EXHAUST) AUDI 80 L/LS/GLS/GT (INLET) EN-52 & (EXHAUST) 21/4 N	AUDI	80 L/LS/GLS/GT	(IN.) 056109601A & (EX.) 056109611A	
E041A12020001N	ENGINE VALVE AUDI 80 CL/GL/FORMEL-E (EXHAUST) 21/4 N	AUDI	80 CL/GL/FORME L-E	OEM # 049109611F	
E041A12020602N	ENGINE VALVE AUDI 80 CL/GL/FORMEL-E (INLET) EN-52	AUDI	80 CL/GL/FORME L-E	049109601F*	
E041A12010001N	ENGINE VALVE AUDI 80 L/LS/GLS/GT (EXHAUST) 21/4 N	AUDI	80 L/LS/GLS/GT	OEM # 056109611A	
E041A12010602N	ENGINE VALVE AUDI 80 L/LS/GLS/GT (INLET) EN-52	AUDI	80 L/LS/GLS/GT	OEM # 056109601A	
AE13407	ENGINE VALVE AUDI A2, 1.4,AUA, BAD, BAG, CAXA (214/N) EXHAUST	AUDI	AUDI A2, 1.4,AUA, BAD, BAG, CAXA	036109611K	QUEEN # IN-0323 & FRECCIA # IN-ADVI765000
AE13406	ENGINE VALVE AUDI A2, 1.4,AUA, BAD, BAG, CAXA (EN52) INLET	AUDI	AUDI A2, 1.4,AUA, BAD, BAG, CAXA	036109601AD , 036109601S	QUEEN # IN-0323 & FRECCIA # IN-ADVI765000
AECO-NP-08497	ENGINE VALVE AUSTIN MORRIS (EXHAUST)	AUSTIN	AUSTIN	34275	
E051B08010700N	ENGINE VALVE (INLET AND EXHAUST) B.M.C 95 (BOTH EN-24)	B.M.C	95	OEM # (IN.) AMK1567 & (EX.) AMK48	FRECCIA # (IN.) 950 & (EX.) 889
E051B08020700N	ENGINE VALVE (INLET AND EXHAUST) B.M.C 98 (BOTH EN-24)	B.M.C	98	OEM # (IN.) 86K943 & (EX.) 86K944	FRECCIA # (IN.) 3498 (EX.) 3499 & QUEEN # (IN.) 2572 (EX.) 2573
E041B08000602N	ENGINE VALVE B.M.C (INLET) EN-52	B.M.C	B.M.C		
E041B08010501N	ENGINE VALVE B.M.C 95 (EXHAUST) EN-24	B.M.C	95	OEM # AMK48	FRECCIA # 889
E041B08010404N	ENGINE VALVE B.M.C 95 (INLET WITH DEFLECTOR) EN-18D	B.M.C	95		
E041B08010502N	ENGINE VALVE B.M.C 95 (INLET) EN-24	B.M.C	95	OEM # AMK1567	FRECCIA # 950

Item Code	Description	Engine	Model	O.E.M. No	Reference No
E041B08140601N	ENGINE VALVE B.M.C 98 (6 CYL) EXHAUST (EN-52)	B.M.C	98	OEM # AMK48 (SRILANKA)	
E041B08020501N	ENGINE VALVE B.M.C 98 (EXHAUST) EN-24	B.M.C	98	OEM # 86K944	FRECCIA # 3499 & QUEEN # 2573
E041B08020404N	ENGINE VALVE B.M.C 98 (INLET WITH DEFLECTOR) EN-18D	B.M.C	98		
E041B08020502N	ENGINE VALVE B.M.C 98 (INLET) EN-24	B.M.C	98	OEM # 86K943	FRECCIA # 3498 & QUEEN # 2572
AECO-NP-04978	ENGINE VALVE (INLET AND EXHAUST) BAJAJ (IN.) EN-52 & (EX.) 21/4 N (BLACK FINISH)	BAJAJ	BAJAJ		
BAJAJ0081	ENGINE VALVE (INLET AND EXHAUST) BAJAJ 3 WHEELER (RE) 3 PORT (INLET) EN-52 & (EXHAUST) 21/4 N	BAJAJ	3 WHEELER (RE) 3 PORT		
BAJAJ0082	ENGINE VALVE (INLET AND EXHAUST) BAJAJ 3 WHEELER (RE) 5 PORT (INLET) EN-52 & (EXHAUST) 21/4 N	BAJAJ	3 WHEELER (RE) 5 PORT		
BAJAJ0078	ENGINE VALVE (INLET AND EXHAUST) BAJAJ DISCOVER 100 ST (4 VALVES) INLET (EN-52) & EXHAUST (21/4 N)	BAJAJ	DISCOVER 100 ST (4 VALVES)		
BAJAJ0079	ENGINE VALVE (INLET AND EXHAUST) BAJAJ DISCOVER 125 ST (4 VALVES) INLET (EN-52) & EXHAUST (21/4 N)	BAJAJ	DISCOVER 125 ST (4 VALVES)		
BAJAJ0074	ENGINE VALVE (INLET AND EXHAUST) BAJAJ DISCOVER Dtsi 125cc (INLET) EN-52 & (EXHAUST) 21/4 N	BAJAJ	DISCOVER Dtsi 125cc		
AECO-NP-11820	ENGINE VALVE (INLET AND EXHAUST) BAJAJ OPTIMA (INLET) EN-52 & (EXHAUST) 21/4 N	BAJAJ	OPTIMA		

Item Code	Description	Engine	Model	O.E.M. No	Reference No
BAJAJ0075	ENGINE VALVE (INLET AND EXHAUST) BAJAJ PULSAR 135cc (INLET) EN-52 & (EXHAUST) 21/4 N	BAJAJ	PULSAR 135cc	OEM # (IN.) JD511201 & (EX.) JD511202	
BAJAJ0076	ENGINE VALVE (INLET AND EXHAUST) BAJAJ PULSAR 180 Dtsi (INLET) EN-52 & (EXHAUST) 21/4 N	BAJAJ	PULSAR 180 Dtsi	OEM # 36DJ1004	
BAJAJ0080	ENGINE VALVE (INLET AND EXHAUST) BAJAJ PULSAR 200 NS (4 VALVES) INLET (EN-52) & EXHAUST (21/4 N)	BAJAJ	PULSAR 200 NS (4 VALVES)	OEM # 36JL0032	
BAJAJ0077	ENGINE VALVE (INLET AND EXHAUST) BAJAJ PULSAR 200cc,220cc (INLET) EN-52 & (EXHAUST) 21/4 N	BAJAJ	PULSAR 200cc, 220cc	OEM # DK101327	
AECO-NP-04723	ENGINE VALVE BAJAJ 3 W CNG EXHAUST (21-4N)	BAJAJ	3 WHEELER		
AECO-NP-04722	ENGINE VALVE BAJAJ 3 W CNG INLET (EN52)	BAJAJ	3 WHEELER		
AECO-NP-04725	ENGINE VALVE BAJAJ KB 4S EXHAUST(EN 52)	BAJAJ	KB 4S		
AECO-NP-04724	ENGINE VALVE BAJAJ KB 4S INLET (EN 52)	BAJAJ	KB 4S		
E041B01060201N	ENGINE VALVE BAJAJ OPTIMA (EXHAUST) 21/4 N WITH STELLITE TIP	BAJAJ	OPTIMA		
E041B01060202N	ENGINE VALVE BAJAJ OPTIMA (INLET) 21/4 N WITH STELLITE TIP	BAJAJ	OPTIMA		
BAJAJ0127	ENGINE VALVE BAJAJ PLATINA 125CC, XCD, ES MC636ES SERIES	BAJAJ	PLATINA 125CC, XCD, ES MC636ES SERIES	OEM # 36JA0002	
BAJAJ0121	ENGINE VALVE BAJAJ PULSAR 150	BAJAJ	PULSAR 150	OEM # 36DS1002	
AECO-NP-11821	ENGINE VALVE (INLET AND EXHAUST) BEDFORD J4 (220), J6 (330) (INLET) EN-52 & (EXHAUST) 21/4 N	BEDFORD	J4 (220), J6 (330)	91007950, 6384866, 8854549, 6366427 & 91026165	TRW # 10533981AE # V33981 TRW # (EX.) 10533987 & AE # (EX.) V33987

Item Code	Description	Engine	Model	O.E.M. No	Reference No
E041B04010601N	ENGINE VALVE BEDFORD J4 (220),J6 (330) EXHAUST (EN-52)	BEDFORD	J4 (220), J6 (330)	8854549, 6366427 & 91026165	TRW # (EX.) 105-33987 & AE # (EX.) V33987
E041B04010502N	ENGINE VALVE BEDFORD J4 (220),J6 (330) INLET (EN-24)	BEDFORD	J4 (220), J6 (330)	OEM # 91007950 & 6384866	TRW # 105-33981 & AE # V33981
E051B06090800N	ENGINE VALVE (INLET AND EXHAUST) BERNARD W-110 (IN. & EX. BOTH ARE SAME.) EN-18D	BERNARD	W-110		
E051B06080800N	ENGINE VALVE (INLET AND EXHAUST) BERNARD W-15 (IN. & EX. BOTH ARE SAME.) EN-18D	BERNARD	W-15		
E041B06090403N	ENGINE VALVE BERNARD W-110 (IN. & EX. BOTH ARE SAME.) EN-18D	BERNARD	W-110		
E041B06080403N	ENGINE VALVE BERNARD W-15 (IN. & EX. BOTH ARE SAME.) EN-18D	BERNARD	W-15		
E051B07040800N	ENGINE VALVE (INLET AND EXHAUST) BLACKSTONE JP; 16 HP (BOTH EN-18D)	BLACKSTONE	JP; 16 HP	OEM # (IN.) X34/11570 & (EX.) X34/11320	
E051B07041200N	ENGINE VALVE (INLET AND EXHAUST) BLACKSTONE JP; 16 HP (INLET) EN-18D & (EXHAUST) 21/4 N	BLACKSTONE	JP; 16 HP	OEM #=(IN.)X34/11570 & (EX.)X34/11320	
E051B07040200N	ENGINE VALVE (INLET AND EXHAUST) BLACKSTONE JP; 16 HP (INLET) EN-18D & (EXHAUST) EN-52	BLACKSTONE	JP; 16 HP	OEM #=(IN.) X34/11570 & (EX.) X34/11320	
E051B07070800N	ENGINE VALVE (INLET AND EXHAUST) BLACKSTONE OP; 26 HP (BOTH EN-18D)	BLACKSTONE	OP; 26 H.P.	OEM #=IN.=68/11050 & EX.=36/11510	
E051B07071200N	ENGINE VALVE (INLET AND EXHAUST) BLACKSTONE OP; 26 HP (INLET) EN-18D & (EXHAUST) 21/4 N	BLACKSTONE	OP; 26 H.P.	OEM #=IN.68/11050 & EX.36/11510	

Item Code	Description	Engine	Model	O.E.M. No	Reference No
E051B07070200N	ENGINE VALVE (INLET AND EXHAUST) BLACKSTONE OP; 26 HP (INLET) EN-18D & (EXHAUST) EN-52	BLACKSTONE	OP; 26 H.P.	OEM #=(IN.) 68/11050 & (EX.) 36/11510	
E051B07080800N	ENGINE VALVE (INLET AND EXHAUST) BLACKSTONE RP; 37 HP (BOTH EN-18D)	BLACKSTONE	RP; 37 H.P.		
E041B07040001N	ENGINE VALVE BLACKSTONE JP; 16 HP (EXHAUST) 21/4 N	BLACKSTONE	JP; 16 HP	OEM # X34/11320	
E041B07040401N	ENGINE VALVE BLACKSTONE JP; 16 HP (EXHAUST) EN-18D	BLACKSTONE	JP; 16 HP	OEM # X34/11320	
E041B07040601N	ENGINE VALVE BLACKSTONE JP; 16 HP (EXHAUST) EN-52	BLACKSTONE	JP; 16 HP	OEM #=#X34/11320	
E041B07040402N	ENGINE VALVE BLACKSTONE JP; 16 HP (INLET) EN-18D	BLACKSTONE	JP; 16 HP	OEM # X34/11570	
E041B07070001N	ENGINE VALVE BLACKSTONE OP; 26 HP (EXHAUST) 21/4 N	BLACKSTONE	OP; 26 H.P.	OEM #=#36/11510	
E041B07070401N	ENGINE VALVE BLACKSTONE OP; 26 HP (EXHAUST) EN-18D	BLACKSTONE	OP; 26 H.P.	OEM #=#36/11510	
E041B07070601N	ENGINE VALVE BLACKSTONE OP; 26 HP (EXHAUST) EN-52	BLACKSTONE	OP; 26 H.P.	OEM #=#36/11510	
E041B07070402N	ENGINE VALVE BLACKSTONE OP; 26 HP (INLET) EN-18D	BLACKSTONE	OP; 26 H.P.	OEM #=#68/11050	
E041B07080401N	ENGINE VALVE BLACKSTONE RP; 37 HP (EXHAUST) EN-18D	BLACKSTONE	RP; 37 H.P.		
E041B07080402N	ENGINE VALVE BLACKSTONE RP; 37 HP (INLET) EN-18D	BLACKSTONE	RP; 37 H.P.		
E071B07040600N	ENGINE VALVE WITH GUIDE, SPRING, CUP & COLLET BLACKSTONE JP; 16 HP (INLET VALVE = EN-18D & EXHAUST VALVE = 21/4 N)	BLACKSTONE	JP; 16 HP		
E071B07040300N	ENGINE VALVE WITH GUIDE, SPRING, CUP & COLLET BLACKSTONE JP; 16 HP (INLET VALVE = EN-18D & EXHAUST VALVE = EN-52)	BLACKSTONE	JP; 16 HP		
E071B07040000N	ENGINE VALVE WITH GUIDE, SPRING, CUP & COLLET BLACKSTONE JP; 16 HP (VALVE EN-18D)	BLACKSTONE	JP; 16 HP		

Item Code	Description	Engine	Model	O.E.M. No	Reference No
E071B07070600N	ENGINE VALVE WITH GUIDE, SPRING, CUP & COLLET BLACKSTONE OP; 26 HP (INLET VALVE = EN-18D & EXHAUST VALVE = 21/4 N)	BLACKSTONE	OP; 26 H.P.		
E071B07070300N	ENGINE VALVE WITH GUIDE, SPRING, CUP & COLLET BLACKSTONE OP; 26 HP (INLET VALVE = EN-18D & EXHAUST VALVE = EN-52)	BLACKSTONE	OP; 26 H.P.		
E071B07070000N	ENGINE VALVE WITH GUIDE, SPRING, CUP & COLLET BLACKSTONE OP; 26 HP (VALVE EN-18D)	BLACKSTONE	OP; 26 H.P.		
E051B15050800N	ENGINE VALVE (INLET AND EXHAUST) BUKH G-105/GH-105/EH-105/EV-105 (BOTH EN-18D)	BUKH	G-105		
E051B15070800N	ENGINE VALVE (INLET AND EXHAUST) BUKH GH-130 (BOTH EN-18D)	BUKH	GH-130		
E041B15050401N	ENGINE VALVE BUKH G-105/GH-105/EH-105/EV-105 (EXHAUST) EN-18D	BUKH	G-105, GH-105, EH-105, EV-105		
E041B15050402N	ENGINE VALVE BUKH G-105/GH-105/EH-105/EV-105 (INLET) EN-18D	BUKH	G-105, GH-105, EH-105, EV-105		
E041B15070401N	ENGINE VALVE BUKH GH-130 (EXHAUST) EN-18D	BUKH	GH-130		
E041B15070402N	ENGINE VALVE BUKH GH-130 (INLET) EN-18D	BUKH	GH-130		
AECO-NP-00641	ENGINE VALVE - - / IN / CASE A267D 11000	CASE	A267D	11000	
AECO-NP-11823	ENGINE VALVE (INLET AND EXHAUST) CASE A-301BD & A-451D (INLET) EN-52 & (EXHAUST) 21/4 N	CASE	A-301BD & A-451D		SEALED POWER #V2224 & V2225
E041C02010001N	ENGINE VALVE CASE A267D (DIESEL),A401D (DIESEL) EXHAUST (21/4 N)	CASE	A267D (DIESEL), A401D (DIESEL)	OEM # A11802 & A21713	SEAL POWER # V1499 SBI # 00679 & MANLEY # A1935

Item Code	Description	Engine	Model	O.E.M. No	Reference No
E041C02010602N	ENGINE VALVE CASE A267D (DIESEL),A401D (DIESEL) INLET (EN-52)	CASE	A267D (DIESEL), A401D (DIESEL)	OEM # A11801 & A21712	SEAL POWER # V1500 SBI # 00678 & MANLEY # S1934
E041C02030001N	ENGINE VALVE CASE A-301BD & A-451D (EXHAUST) 21/4 N	CASE	A-301BD & A-451D		SEALED POWER # V2224
E041C02030602N	ENGINE VALVE CASE A-301BD & A-451D (INLET) EN-52	CASE	A-301BD & A-451D		SEALED POWER # =V2225
AECO-NP-11822	ENGINE VALVE(INLET AND EXHAUST)CASE A267D(DIESEL), A401D(DIESEL)(INLET)EN-52 &(EXHAUST)21/4 N	CASE	A267D (DIESEL), A401D (DIESEL)	A11802, A21713, A11801 & A21712	SEAL POWER # V1499/V1500 SBI # 00679/00678 & MANLEY # A1935/S1934
AECO-NP-12702	ENGINE VALVE (INLET & EXHAUST) CATERPILLAR L6, 629, 732, C10, C12, 3176 (IN-EN52 & EX-21/4N)	CATERPILLAR	L6, 629, 732, C10, C12, 3176	IN-1242692 & 1929213 & EX-1242693, 1337029, 7E9577,7C1586	IN-SBI # 01582S & EX-SBI # 01581S & FD # V2512X
AECO-NP-11824	ENGINE VALVE (INLET AND EXHAUST) CATERPILLAR 3116 (6 CYL) (INLET) EN-52 & (EXHAUST) 21/4 N	CATERPILLAR	3116	7W8064, 611589, 1614280, 1360819, 611590 & 1051779	QUEEN # 0883/0884 & SBI # 01579S/01580
AE12502	ENGINE VALVE (INLET AND EXHAUST) CATERPILLAR 3116 (6 CYL) (INLET) EN-52 & (EXHAUST) BI-METAL	CATERPILLAR	3116	7W8064, 611589, 1614280, 1360819, 611590 & 1051779	QUEEN # 0883/0884 & SBI # 01579S/01580
AECO-NP-11827	ENGINE VALVE (INLET AND EXHAUST) CATERPILLAR 3208 (8 CYL) (INLET) EN-52 & (EXHAUST) 21/4 N	CATERPILLAR	3208	9L7682, 9L7683, 1196772 & 9N5125	QUEEN # 0209 / 0208 & SBI # 01378 / 01379

Item Code	Description	Engine	Model	O.E.M. No	Reference No
AECO-NP-11828	ENGINE VALVE (INLET AND EXHAUST) CATERPILLAR D9, D353/G353 (INLET) EN-52 & (EXHAUST) 21/4 N	CATERPILLAR	D9, D353/G353	7M7817, 8H7097 & 8N3723	AE # E751S / I752S & QUEEN # 1982 / 1981
AECO-NP-12304	ENGINE VALVE CATERPILLAR 3064, 3066 (EXHAUST) BI-METAL	CATERPILLAR	3064, 3066	5I7739	SBI # 13394
AECO-NP-00644	ENGINE VALVE CATERPILLAR 3116 (6 CYL) EXHAUST (21/4 N)	CATERPILLAR	3116	1360819, 611590 & 1051779	QUEEN # 0884 & SBI # 01579S
E041C03020301N	ENGINE VALVE CATERPILLAR 3116 (6 CYL) EXHAUST (BI-METAL)	CATERPILLAR	3116	1360819, 611590 & 1051779+	QUEEN # 0884 & SBI # 01579S
E041C03020302N	ENGINE VALVE CATERPILLAR 3116 (6 CYL) INLET (BI-METAL)	CATERPILLAR	3116	7W8064, 611589 & 1614280	QUEEN # 0883 & SBI # 01580
AE12347	ENGINE VALVE CATERPILLAR 3116 (6 CYL) INLET (EN-52)	CATERPILLAR	3116	7W8064, 611589 & 16142801136 180 I5066, V2516+	QUEEN # 0883, MAHLE # 211-4193 & SBI # 01580
E041C03140301N	ENGINE VALVE CATERPILLAR 3208 (8 CYL) EXHAUST (BI-METAL)	CATERPILLAR	3208	9L7683, 1196772 & 9N5125	QUEEN # 0209 & SBI # 01378
E041C03140302N	ENGINE VALVE CATERPILLAR 3208 (8 CYL) INLET (BI-METAL)	CATERPILLAR	3208	OEM # 9L7682	QUEEN # 0208 & SBI # 01379
AECO-NP-12311	ENGINE VALVE CATERPILLAR 3406, 3406B, 3408, 3412 (EXHAUST) BI-METAL	CATERPILLAR	3406, 3406B, 3408, 3412	1061111, 1152367, 1W3860, 4N5653, 7N4580	SBI # 01468S, FD # V2217X, TRW # AS3020, AE # E1468S
AECO-NP-12312	ENGINE VALVE CATERPILLAR 3406, 3460B, G3406, G3408, 3408, G3408, G3412 (INLET) EN-52	CATERPILLAR	3406, 3460B, G3406, G3408, 3408, G3408, G3412	1085902, 1152368, 1W3859, 2W2622, 4N5654, 4W5374	SBI # 01462S, AE # I1462S, FD # V2218X, TRW # V3021XS
AECO-NP-12307	ENGINE VALVE CATERPILLAR 3406C, 3408C, 3412C (EXHAUST) BI-METAL	CATERPILLAR	3406C, 3408C, 3412C	1220321	SBI # 01831S

Item Code	Description	Engine	Model	O.E.M. No	Reference No
AECO-NP-12308	ENGINE VALVE CATERPILLAR 3406C, 3408C, 3412C (INLET) EN-52	CATERPILLAR	3406C, 3408C, 3412C	1220322	SBI # 01830S
AECO-NP-12310	ENGINE VALVE CATERPILLAR 3406E, C12, 3456, C16, C18, 3408E, C27, C32, 3412E (EXHAUST) BI-METAL	CATERPILLAR	3406E, C12, 3456, C16, C18, 3408E, C27, C32, 3412E	1085911, 1527585, 1537024, 2899231 & 6I1390	SBI # 01912
AECO-NP-12309	ENGINE VALVE CATERPILLAR 3406E, C12, 3456, C16, C18, 3408E, C27, C32, 3412E (INLET) EN-52	CATERPILLAR	3406E, C12, 3456, C16, C18, 3408E, C27, C32, 3412E	1036304, 1085910, 1528380, 1537023 & 2365605	SBI # 01911
AE13362	ENGINE VALVE CATERPILLAR D-3126 (EXHAUST) BI-METAL	CATERPILLAR	D-3126	1478211 & 02160SEA	SBI # 02160S
AE12348	ENGINE VALVE CATERPILLAR D-3126 (INLET) EN-52	CATERPILLAR	D-3126	1457390,2527 801, 02161SEA	SBI # 02161SEA
E041C03200301N	ENGINE VALVE CATERPILLAR D330C (EXHAUST) BI-METAL	CATERPILLAR	D330C	6N9916, 7N0573, 7N573, 1487455 & 1007861	QUEEN # 0343 & SBI # 01761S
E041C03200602N	ENGINE VALVE CATERPILLAR D330C (INLET) EN-52	CATERPILLAR	D330C	6N9915, 7N0572, 7N572, 1007860 & 2W2620	QUEEN # 0342 & SBI # 01760S
E041C03060001N	ENGINE VALVE CATERPILLAR D330C/3304,D333C/3306 (EXHAUST) 21/4 N	CATERPILLAR	D330C/3304, D333C/3306	2W2877, 8N0875, 8N875, 5S6449, 5S7232 & 7S6767	AE # E-1205S SBI # 01203/01205S OSVAT & QUEEN # 1984
E041C03060301N	ENGINE VALVE CATERPILLAR D330C/3304,D333C/3306 (EXHAUST) BI-METAL	CATERPILLAR	D330C/3304, D333C/3306	2W2877, 8N0875, 8N875, 5S6449, 5S7232 & 7S6767	AE # E-1205S SBI # 01203/01205S OSVAT & QUEEN # 1984

Item Code	Description	Engine	Model	O.E.M. No	Reference No
E041C03060302N	ENGINE VALVE CATERPILLAR D330C/3304,D333C/3306 (INLET) BI-METAL	CATERPILLAR	D330C/3304, D333C/3306	9N6617, 5S6452, 7S8809 & 2W2621	AE # I-1204 SBI # 01204 OSVAT & QUEEN # 1983
E041C03060602N	ENGINE VALVE CATERPILLAR D330C/3304,D333C/3306 (INLET) EN-52	CATERPILLAR	D330C/3304, D333C/3306	9N6617, 5S6452, 7S8809 & 2W2621	AE # I-1204 SBI # 01204 OSVAT & QUEEN # 1983
E041C03190301N	ENGINE VALVE CATERPILLAR D343,D346,D348,D349 (EXHAUST) BI-METAL	CATERPILLAR	D343, D346, D348, D349	2M6403, 7N9541, 8N3725, 1P1081, 1P2629, 7S9345 & 7E7830	QUEEN # 0211 & SBI # 01145S
E041C03190602N	ENGINE VALVE CATERPILLAR D343,D346,D348,D349 (INLET) EN-52	CATERPILLAR	D343, D346, D348, D349	2M6402, 1P0407, 1N4885 & 1N4886	QUEEN # 0210 & SBI # 01146S
AECO-NP-12300	ENGINE VALVE CATERPILLAR D4, D6B, D330C/3304, D333C/3306 (EXHAUST) BI-METAL	CATERPILLAR	D4, D6B, D330C/3304, D333C/3306	7M7359 & 9M4163	AE # E753S & QUEEN # 1986
E041C03080001N	ENGINE VALVE CATERPILLAR D4,D330C/3304,D333C/3306 (EXHAUST) 21/4 N	CATERPILLAR	D4, D330C/3304, D333C/3306	OEM # 7M7359 & 9M4163	AE # E-753S & QUEEN # 1986
E041C03080602N	ENGINE VALVE CATERPILLAR D4,D330C/3304,D333C/3306, D6B, D4CD (INLET) EN-52	CATERPILLAR	D4, D330C/3304, D333C/3306, D6B, D4CD	OEM # 7M7358 & NBESPE1647	AE # I-755 & QUEEN # 1985
AECO-NP-12299	ENGINE VALVE CATERPILLAR D7, D8, D342, D364/D375, D386/D397 (EXHAUST) BI-METAL	CATERPILLAR	D7, D8, D342, D364/D375, D386/D397	8H1994	AE # E574S & QUEEN # 1980
E041C03150001N	ENGINE VALVE CATERPILLAR D7,D8,D342,D364/D375,D386/D 397 (EXHAUST) 21/4 N	CATERPILLAR	D7, D8, D342, D364/D375, D386/D397	OEM # 8H1994	AE # E-574S & QUEEN # 1980
E041C03150602N	ENGINE VALVE CATERPILLAR D7,D8,D342,D364/D375,D386/D 397 (INLET) EN-52	CATERPILLAR	D7, D8, D342, D364/D375, D386/D397	OEM # 8H1993	AE # I-852S & QUEEN # 1979

Item Code	Description	Engine	Model	O.E.M. No	Reference No
E041C03210001N	ENGINE VALVE CATERPILLAR D9,D353/G353 (EXHAUST) 21/4 N	CATERPILLAR	D9, D353/G353	OEM # 8H7097 & 8N3723	AE # E-751S & QUEEN # 1982
E041C03210002N	ENGINE VALVE CATERPILLAR D9,D353/G353 (INLET) 21/4 N	CATERPILLAR	D9, D353/G353	OEM # 7M7817	AE # I-752S & QUEEN # 1981
AECO-NP-12302	ENGINE VALVE CATERPILLAR L6, 629, 732, C10, C12, 3176 (EXHAUST) BI-METAL	CATERPILLAR	L6, 629, 732, C10, C12, 3176	1242693, 1337029, 7E9577,7C158 6(AV)	SBI # 01581S & FD # V2512X
AECO-NP-12301	ENGINE VALVE CATERPILLAR L6, 629, 732, C10, C12, 3176 (INLET) EN-52	CATERPILLAR	L6, 629, 732, C10, C12, 3176	1242692 & 1929213(AV)	SBI # 01582S
AECO-NP-12303	ENGINE VALVE CATERPILLAR L6, C9, 537 (EXHAUST) BI-METAL	CATERPILLAR	L6, C9, 537	1883122 & 02261EA	SBI # 02261
AECO-NP-11826	ENGINE VALVE(INLET AND EXHAUST)CA	CATERPILLAR	D4, D330C/3304, D333C/3306	7M7359, 7M7358, NBESPE1647 & 9M4163	AE # E753S/I755 & QUEEN # 1986/1985
AECO-NP-11825	ENGINE VALVE(INLET AND EXHAUST)CATERPILLAR D330C/3304, D333C/3306(INLET)EN-52 &(EXHAUST)21/4 N	CATERPILLAR	D330C/3304, D333C/3306	9N6617, 5S6452, 7S8809, 2W2621, 2W2877, 8N0875, 8N875, 5S6449, 5S7232 & 7S6767	AE # I1204/E1205S SBI # 01204/01203/ 01205S OSVAT & QUEEN # 1983/1984
AECO-NP-11829	ENGINE VALVE(INLET AND EXHAUST)CATERPILLAR D7, D8, D342, D364/D375, D386/D397(INLET)EN-52 &(EXH AUST) 21/4 N	CATERPILLAR	D7, D8, D342, D364/D375, D386/D397	8H1994 & 8H1993	AE # E574S / I852S & QUEEN # 1980 / 1979
E051C05030000N	ENGINE VALVE (INLET AND EXHAUST) CHEVROLET 134 ENG. (INLET) EN-52 & (EXHAUST) 21/4 N	CHEVROLET	134 ENG.		
E051C05040000N	ENGINE VALVE (INLET AND EXHAUST) CHEVROLET 151 ENG. (INLET) EN-52 & (EXHAUST) 21/4 N	CHEVROLET	151 ENG.		

Item Code	Description	Engine	Model	O.E.M. No	Reference No
E051C05070000N	ENGINE VALVE (INLET AND EXHAUST) CHEVROLET 292 ENG. (INLET) EN-52 & (EXHAUST) 21/4 N	CHEVROLET	292 ENG.		
E041C05030001N	ENGINE VALVE CHEVROLET 134 ENG. (EXHAUST) 21/4 N	CHEVROLET	134 ENG.		
E041C05030602N	ENGINE VALVE CHEVROLET 134 ENG. (INLET) EN-52	CHEVROLET	134 ENG.		
E041C05040001N	ENGINE VALVE CHEVROLET 151 ENG. (EXHAUST) 21/4 N	CHEVROLET	151 ENG.		
E041C05040602N	ENGINE VALVE CHEVROLET 151 ENG. (INLET) EN-52	CHEVROLET	151 ENG.		
E041C05060621N	ENGINE VALVE CHEVROLET 229 CI (3.8L), 305 CI (5.0L) INLET (EN-52) 0.003"	CHEVROLET	229 C.I. (3.8L), 305 C.I. (5.0L)		SEALED POWER #=2143+3
E041C05060622N	ENGINE VALVE CHEVROLET 229 CI (3.8L), 305 CI (5.0L) INLET (EN-52) 0.015"	CHEVROLET	229 C.I. (3.8L), 305 C.I. (5.0L)		SEALED POWER #=2143+15
E041C05060602N	ENGINE VALVE CHEVROLET 229 CI (3.8L),305 CI (5.0L) INLET (EN-52) STD	CHEVROLET	229 C.I. (3.8L), 305 C.I. (5.0L)	OEM # 369399	SEALED POWER # 2143 & SBI # 01393
E041C05070018N	ENGINE VALVE CHEVROLET 292 ENG. (EXHAUST) 21/4 N (0.003")	CHEVROLET	292 ENG.		SEALED POWER #=V1904+3
E041C05070019N	ENGINE VALVE CHEVROLET 292 ENG. (EXHAUST) 21/4 N (0.015")	CHEVROLET	292 ENG.		SEALED POWER #=V1904+15
E041C05070020N	ENGINE VALVE CHEVROLET 292 ENG. (EXHAUST) 21/4 N (0.030")	CHEVROLET	292 ENG.		SEALED POWER #=V1904+30
E041C05070621N	ENGINE VALVE CHEVROLET 292 ENG. (INLET) EN-52 (0.003")	CHEVROLET	292 ENG.		SEALED POWER #=V1927+3
E041C05070622N	ENGINE VALVE CHEVROLET 292 ENG. (INLET) EN-52 (0.015")	CHEVROLET	292 ENG.		SEALED POWER #=V1927+15
E041C05070623N	ENGINE VALVE CHEVROLET 292 ENG. (INLET) EN-52 (0.030")	CHEVROLET	292 ENG.		SEALED POWER #=V1927+30
E041C05070602N	ENGINE VALVE CHEVROLET 292 ENG. (INLET) EN-52 (STD)	CHEVROLET	292 ENG.		SEALED POWER #=V1927

Item Code	Description	Engine	Model	O.E.M. No	Reference No
E041C05070001N	ENGINE VALVE CHEVROLET 350 ENG.,292 ENG. (EXHAUST) 21/4 N (STD)	CHEVROLET	350 ENG., 292 ENG.	3703571, 3724778, 3730859, 3731212, 3754754, 3779486, 3839387, 3835639, 329275, 3989084, 3992264, 3836542, 3836652, 3870360, 14095451, 14025575, 14033139, 14037636, 14088641, 14024300, 14024298, 14007743, 329275, 3989084, 3992264, 3836026, 3836542,	SEALED POWER # V1904 SBI # 00400 1192 & MANLEY # A1077 A1923
E041C05080621N	ENGINE VALVE CHEVROLET 350 ENG.,292 ENG. (INLET) EN-52 (0.003)	CHEVROLET	350 ENG., 292 ENG.		SEALED POWER # V1926+3
E041C05080622N	ENGINE VALVE CHEVROLET 350 ENG.,292 ENG. (INLET) EN-52 (0.015)	CHEVROLET	350 ENG., 292 ENG.		SEALED POWER # V1926+15
E041C05080623N	ENGINE VALVE CHEVROLET 350 ENG.,292 ENG. (INLET) EN-52 (0.030)	CHEVROLET	350 ENG., 292 ENG.		SEALED POWER # V1926+30

Item Code	Description	Engine	Model	O.E.M. No	Reference No
E041C05080602N	ENGINE VALVE CHEVROLET 350 ENG.,292 ENG. (INLET) EN-52 (STD)	CHEVROLET	350 ENG., 292 ENG.	3984180, 3989085, 10093027, 10168465, 10168495, 101685509, 3995651, 14024474, 14025572, 14025573, 14025574, 399565, 614075641 & 14103223	SEALED POWER # V1926 SBI # 01195 & MANLEY # S408 S1476
E041C05090001N	ENGINE VALVE CHEVROLET 396 CI (6.5L) BIG BLOCK,454 CI (7.4L) LIGHT DUTY (EXHAUST) 21/4 N (STD)	CHEVROLET	396 C.I. (6.5L), 454 C.I. (7.4L)	3867806, 3906695 & 3931006	SEAL POWER # V1989X V1911 SBI # 01106 01261S MANLEY # A1651 & OSVAT # 0370
E041C05090602N	ENGINE VALVE CHEVROLET 396 CI (6.5L) BIG BLOCK,454 CI (7.4L) LIGHT DUTY (INLET) EN-52 (STD)	CHEVROLET	396 C.I. (6.5L), 454 C.I. (7.4L)	3860004, 10101149, 10114118, 6263754 & 3931005	SEALED POWER # V1912 V1758 SBI # 01107 MANLEY # S1652 & OSVAT # 0350
E041C05090621N	ENGINE VALVE CHEVROLET 396 CI (6.5L) BIG BLOCK/454 CI (7.4L) LIGHT DUTY (INLET) EN-52 (0.003")	CHEVROLET	396 C.I. (6.5L) & (7.4L), 454 C.I. (LIGHT DUTY)		SEALED POWER #=V1912+3
E041C05090622N	ENGINE VALVE CHEVROLET 396 CI (6.5L) BIG BLOCK/454 CI (7.4L) LIGHT DUTY (INLET) EN-52 (0.015")	CHEVROLET	396 C.I. (6.5L) & (7.4L), 454 C.I. (LIGHT DUTY)		SEALED POWER #=V1912+15
E041C05090018N	ENGINE VALVE CHEVROLET 396 CI(6.5L)BIG BLOCK/454 CI(7.4L)LIGHT DUTY(EXHAUST)21/4 N(0.003)	CHEVROLET	396 C.I. (6.5L) & (7.4L), 454 C.I. (LIGHT DUTY)		SEALED POWER #=V1989X+3

Item Code	Description	Engine	Model	O.E.M. No	Reference No
E041C05090019N	ENGINE VALVE CHEVROLET 396 CI(6.5L)BIG BLOCK/454 CI(7.4L)LIGHT DUTY(EXHAUST)21/4 N(0.015)	CHEVROLET	396 C.I. (6.5L) & (7.4L), 454 C.I. (LIGHT DUTY)		SEALED POWER #=V1989X+15
AECO-NP-12490	ENGINE VALVE CHEVROLET COBALT LT 1.4 OR GM MOTOR 1.4L 8V FLEX - ONIX (EXHAUST) 21/4N (31.00 X 5.94 X 105.00) 46°	CHEVROLET	COBALT LT 1.4 OR GM MOTOR 1.4L 8V FLEX - ONIX	OEM # 24578793 & 93399247	MAHLE # VE0141397, EDIVAL # 21501E
AECO-NP-12491	ENGINE VALVE CHEVROLET COBALT LT 1.4 OR GM MOTOR 1.4L 8V FLEX - ONIX (INLET)EN-52 (38.00 X 5.97 X 104.96) 44.30°	CHEVROLET	COBALT LT 1.4 OR GM MOTOR 1.4L 8V FLEX - ONIX	93399245	MAHLE # VA0141396, EDIVAL # 1501A
AECO-NP-12500	ENGINE VALVE CHEVROLET CORSA 1.6 GLS, CORSA 1.8 OR GENRAL MOTOR (EXHAUST) 21/4N (31.00 X 6.90 X 101.50) (44°)	CHEVROLET	CORSA 1.6 GLS, CORSA 1.8 OR GENRAL MOTOR	90324412	MAHLE # VE0140370, EDIVAL # 21311E
AECO-NP-12501	ENGINE VALVE CHEVROLET CORSA 1.6 GLS, CORSA 1.8 OR GENRAL MOTOR (INLET)EN-52 (38.00 X 7.00 X 101.50) (44°)	CHEVROLET	CORSA 1.6 GLS, CORSA 1.8 OR GENRAL MOTOR	90215492	MAHLE # VA0140086, EDIVAL # 1311A
AECO-NP-11830	ENGINE VALVE(INLET AND EXHAUST)CHEVROLET 396 CI(6.5L)BIG BLOCK, 454 CI(7.4L)LIGHT DUTY(IN LET) EN-52 & (EXHAUST) 21/4 N	CHEVROLET	396 C.I. (6.5L), 454 C.I. (7.4L)	3860004, 10101149, 10114118, 6263754 & 3931005	SEAL POWER # V1989X V1911 SBI # 01106 / 01107 01261S MANLEY # A1651 / V1912 / S1652 & OSVAT # 0370 / 0350
AE13383	ENGINE VALVE (EXHAUST) CHRYSLER 3.5 (V6),300, 215 (29.00 X 7.00 X 126.00) 21/4N (3 GROOVES)	CHRYSLER	3.5 (V6),300, 215	4663347, 4573380, 4892094AA, 4892094AB, 2113214	QUEEN # 1560,SBI # 01713, MORESA # S-9732

Item Code	Description	Engine	Model	O.E.M. No	Reference No
AECO-NP-12540	ENGINE VALVE (EXHAUST) CHRYSLER 300 M (2.7) 27.78 X 5.91 X 106.12 (EN-52) 3 GROOVES	CHRYSLER	300 M (2.7)	4663902, 2114071	QUEEN # 1590, SBI # 01921, MORESA # S- 7140
AE13386	ENGINE VALVE (EXHAUST) CHRYSLER 300 M, EZB, Ezc, EZD, EZE, EZH(39.42 X 7.94 X 130.53)21/4N (3 GROOVES)	CHRYSLER	300 M, EZB, Ezc, EZD, EZE, EZH	153022088AB, 53022088AB	SBI # 13195, MORESA # S- 7160
AECO-NP-11832	ENGINE VALVE (INLET AND EXHAUST) CHRYSLER 170 CI (2.8L) (INLET) EN-52 & (EXHAUST) 21/4 N	CHRYSLER	170 C.I. (2.8L)	1947623 , 1947624 & 3671902	SEALED POWER # V3238 / X3239 MANLEY # S1350 / A1925 S1349 SBI # 00567 / 01265 & QUEEN # 3005 / 3006
AECO-NP-11833	ENGINE VALVE (INLET AND EXHAUST) CHRYSLER 273 CI (4.5L) (INLET) EN-52 & (EXHAUST) 21/4 N	CHRYSLER	273 C.I. (4.5L)	2465339, 2465335, 2465336 & 3830705	SEALED POWER # X4251 / V3348 MANLEY # A1589 / S1588& QUEEN # 3008 . 3007
AECO-NP-11834	ENGINE VALVE (INLET AND EXHAUST) CHRYSLER 318 CI (5.2L) (INLET) EN-52 & (EXHAUST) 21/4 N	CHRYSLER	318 C.I. (5.2L)	53006723 & 53006724	SBI # 01715 / 01714 MANLEY # A2633 / S2602 FM/SEALED POWER # V2654 / V3954 & QUEEN # 1749 / 1750

Item Code	Description	Engine	Model	O.E.M. No	Reference No
AECO-NP-12558	ENGINE VALVE (INLET) CHRYSLER 3.5 (V6),300, 215 (36.50 X 7.00 X 114.70) EN-52 (3 GROOVES)	CHRYSLER	3.5 (V6),300, 215	4663836, 212114122	QUEEN # 1563,SBI # 01901, MORESA # V-7061
AE13371	ENGINE VALVE (INLET) CHRYSLER 300 M (2.7) 33.90 X 6.00 X 108.20 (EN-52) 3 GROOVES	CHRYSLER	300 M (2.7)	4663899, 2114031, 2114072	QUEEN # 1587, SBI # 01920, MORESA # V-7139
AE13381	ENGINE VALVE (INLET) CHRYSLER 300 M, EZB, EZC, EZD, EZE, EZH (52.07 X 7.94 X 131.19)EN-52 (3 GROOVES)	CHRYSLER	300 M, EZB, EZC, EZD, EZE, EZH	153022087AA , 53022087AA	SBI # 13194, MORESA # V-7159
E041C06010019N	ENGINE VALVE CHRYSLER 150 CI (2.5L) AMC (L4) EXHAUST (21/4 N) 0.015"	CHRYSLER	150 C.I. (2.5L) AMC (L4)		SEALED POWER #=V2526+15
E041C06010001N	ENGINE VALVE CHRYSLER 150 CI (2.5L) AMC (L4) EXHAUST (21/4 N) STD	CHRYSLER	150 C.I. (2.5L) AMC (L4)		SEALED POWER #=V2526
E041C06010622N	ENGINE VALVE CHRYSLER 150 CI (2.5L) AMC (L4) INLET (EN-52) 0.015"	CHRYSLER	150 C.I. (2.5L) AMC (L4)		SEALED POWER #=V2527+15
E041C06010602N	ENGINE VALVE CHRYSLER 150 CI (2.5L) AMC (L4) INLET (EN-52) STD	CHRYSLER	150 C.I. (2.5L) AMC (L4)		SEALED POWER #=V2527
E041C06020001N	ENGINE VALVE CHRYSLER 170 CI (2.8L) EXHAUST (21/4 N)	CHRYSLER	170 C.I. (2.8L)	OEM # 1947624 & 3671902	SEALED POWER # X3239 MANLEY # A1925 S1349 SBI # 01265 & QUEEN # 3006
E041C06020602N	ENGINE VALVE CHRYSLER 170 CI (2.8L) INLET (EN-52)	CHRYSLER	170 C.I. (2.8L)	OEM # 1947623	SEALED POWER # V3238 MANLEY # S1350 SBI # 00567 & QUEEN # 3005

Item Code	Description	Engine	Model	O.E.M. No	Reference No
E041C06060001N	ENGINE VALVE CHRYSLER 273 CI (4.5L) EXHAUST (21/4 N)	CHRYSLER	273 C.I. (4.5L)	OEM # 2465339 & 3830705	SEALED POWER # X4251 MANLEY # A1589 & QUEEN # 3008
E041C06060602N	ENGINE VALVE CHRYSLER 273 CI (4.5L) INLET (EN-52)	CHRYSLER	273 C.I. (4.5L)	OEM # 2465335 & 2465336	SEALED POWER # V3348 MANLEY # S1588 SBI # 00938 & QUEEN # 3007
E041C06080301N	ENGINE VALVE CHRYSLER 318 CI (5.2L) EXHAUST (BI-METAL)	CHRYSLER	318 C.I. (5.2L)	OEM # 53006724	SBI # 01715 MANLEY # A2633 FM/SEALED POWER # V2654 & QUEEN # 1750
E041C06080602N	ENGINE VALVE CHRYSLER 318 CI (5.2L) INLET (EN-52)	CHRYSLER	318 C.I. (5.2L)	OEM # 53006723	SBI # 01714 MANLEY # S2602 FM/SEALED POWER # V3954 & QUEEN # 1749
AECO-NP-11831	ENGINE VALVE(INLET AND EXHAUST)CHRYSLER 150 CI(2.5L)AMC(L4)(INLET)EN-52 &(EXHAUST)21/4 N	CHRYSLER	150 C.I. (2.5L)		SEALED POWER # V2527 / V2526
AECO-NP-11836	ENGINE VALVE (INLET AND EXHAUST) CITROEN 11 D-HZ (4 CYL) (INLET) EN-52 & (EXHAUST) 21/4 N	CITROEN	11 D-HZ (11 HP.)	D1248 & D1247	PART # 6020257
AECO-NP-11837	ENGINE VALVE (INLET AND EXHAUST) CITROEN 11 PERFO (4 CYL) (INLET) EN-52 & (EXHAUST) 21/4 N	CITROEN	11 PERFO	461846 & 461847	PART # 6020191

Item Code	Description	Engine	Model	O.E.M. No	Reference No
AECO-NP-11835	ENGINE VALVE (INLET AND EXHAUST) CITROEN 15 CV (6 CYL) (INLET) EN-52 & (EXHAUST) 21/4 N	CITROEN	15 CV	461717 & 461715	
AECO-NP-11838	ENGINE VALVE (INLET AND EXHAUST) CITROEN 7 CV (4 CYL) (INLET) EN-52 & (EXHAUST) 21/4 N	CITROEN	7 CV	461716 & 461107	
E041C07030601N	ENGINE VALVE CITROEN (11 HP) 11 D-HZ (4 CYL) EXHAUST (EN-52)	CITROEN	11 D-HZ (11 HP.)	OEM # D124-8	PART # 6020257
E041C07030602N	ENGINE VALVE CITROEN (11 HP) 11 D-HZ (4 CYL) INLET (EN-52)	CITROEN	11 D-HZ (11 HP.)	OEM # D124-7	
E041C07000601N	ENGINE VALVE CITROEN (EXHAUST) EN-52	CITROEN	-	OEM # 457168	
E041C07050001N	ENGINE VALVE CITROEN 11 PERFO (4 CYL) EXHAUST (21/4 N)	CITROEN	11 PERFO	OEM # 461847	PART # 6020191
E041C07050601N	ENGINE VALVE CITROEN 11 PERFO (4 CYL) EXHAUST (EN-52)	CITROEN	11 PERFO	OEM # 461847	PART # 6020191
E041C07050602N	ENGINE VALVE CITROEN 11 PERFO (4 CYL) INLET (EN-52)	CITROEN	11 PERFO	OEM # 461846	
E041C07020601N	ENGINE VALVE CITROEN 15 CV (6 CYL) EXHAUST (EN-52)	CITROEN	15 CV	OEM # 461717	
E041C07020602N	ENGINE VALVE CITROEN 15 CV (6 CYL) INLET (EN-52)	CITROEN	15 CV	OEM # 461715	
E041C07100601N	ENGINE VALVE CITROEN 7 CV (4 CYL) EXHAUST (EN-52)	CITROEN	7 CV	OEM # 461107	
E041C07100602N	ENGINE VALVE CITROEN 7 CV (4 CYL) INLET (EN-52)	CITROEN	7 CV	OEM # 461716	
E051A02010800N	ENGINE VALVE (INLET AND EXHAUST) COMET 10 HP OR ASSAD (IN. & EX. BOTH ARE SAME) EN-18D	COMET	10 HP		PART # 12112
E051A02020600N	ENGINE VALVE (INLET AND EXHAUST) COMET 10 HP OR ASSAD (IN. & EX. BOTH ARE SAME.) BOTH EN-52	COMET	10 HP		PART # 12112

Item Code	Description	Engine	Model	O.E.M. No	Reference No
E051A02020200N	ENGINE VALVE (INLET AND EXHAUST) COMET 10 HP OR ASSAD (INLET) EN-18D & (EXHAUST) EN-52	COMET	10 HP		PART # 12112
E041A02020601N	ENGINE VALVE COMET 10 HP (EXHAUST) EN-52	COMET	10 HP		
E041A02020403N	ENGINE VALVE COMET 10 HP (IN. & EX. BOTH ARE SAME) EN-18D	COMET	10 HP		
E041A02020603N	ENGINE VALVE COMET 10 HP (IN. & EX. BOTH ARE SAME) EN-52	COMET	10 HP		
E041A02020402N	ENGINE VALVE COMET 10 HP (INLET) EN-18D	COMET	10 HP		
E061A02020400N	ENGINE VALVE WITH GUIDE COMET 10 HP (VALVE EN-52)	COMET	10 HP		
E071A02020100N	ENGINE VALVE WITH GUIDE, SPRING, CUP & COLLET COMET 10 HP (VALVE EN-52)	COMET	10 HP		
E071A02020300N	ENGINE VALVE WITH GUIDE, SPRING, CUP & COLLET COMET 10 HP (VALVE MATL.=(IN.)EN-18D & (EX.)EN-52)	COMET	10 HP		
AE12501	ENGINE VALVE (INLET & EXHAUST) CUMMINS ISB QSB (INLET) EN-52 AND (EXHAUST) 21/4N	CUMMINS	ISB, QSB	(IN.) 3802924, 3940735 & (EX.) 3802967, 3940734	(IN.) PAI # 192137 PART # 856660 & SBI # 02014 & (EX.) PAI # 192139 PART # 856665 & SBI # 02015
AE13398	ENGINE VALVE (INLET & EXHAUST) CUMMINS ISX, QSX (IN-EN52 & EX-BI-METAL)	CUMMINS	ISX, QSX	IN-3680760, 4059326 & 4965868; EX-3680759 & 4101454	IN-SBI # 02262, QUEEN # 2331 & EX-SBI # 02263S, QUEEN # 2332 & PAI # 192147

Item Code	Description	Engine	Model	O.E.M. No	Reference No
AE13400	ENGINE VALVE (INLET & EXHAUST) CUMMINS L10,M11 (IN-EN52 & EX-21/4N)	CUMMINS	L10, M11	IN-3801356 & 3033234 & EX-3033235, 3801357, 3803995, 3818520 & 3895477	IN-SBI # QUEEN # 0161, SBI # 01532 AE CLEVITE # I1532 PAI # 191984 MANLEY # S2918 ELGIN # I2918 & FM SEALED POWER # V25EX-QUEEN # 0161, SBI # 01531 AE CLEVITE # E1531 PAI # 191965 MANLEY # A2927 & ELGIN # E2927
AE13403	ENGINE VALVE (INLET & EXHAUST) CUMMINS NH180, NH195, NH200, NH220 (IN-EN52 & EX-21/4N (IN & EX BOTH ARE SAME)	CUMMINS	NH180, NH195, NH200, NH220	144911	QUEEN # IN & EX-1129
AE12498	ENGINE VALVE (INLET AND EXHAUST) CUMMINS 4B, 4BT, 6B, 6BT (INLET) EN-52 & (EXHAUST) 21/4 N	CUMMINS	4B, 4BT, 6B, 6BT	3802225, 3802355, 3802356 3920868, 3802006, 3901607, 3920867 & 3901117	QUEEN # 1447 -1448 & SBI # 01665-01664

Item Code	Description	Engine	Model	O.E.M. No	Reference No
AE12499	ENGINE VALVE (INLET AND EXHAUST) CUMMINS 6C ISC (INLET) EN-52 & (EXHAUST) 21/4 N	CUMMINS	6C, ISC	IN-3802275, 3802463, 3902253, 3915506, 3802083, 3924472, 3924492 EX-3802085, 3902254 & 3921444	PAI # 191967 / 191979 QUEEN # 1332 / 1331 & SBI # 01666 / 01667
AECO-NP-05119	ENGINE VALVE (INLET AND EXHAUST) CUMMINS ISB, QSB (INLET) EN-52 AND (EXHAUST) BI-METAL	CUMMINS	ISB, QSB	(IN.) 3802924, 3940735 & (EX.) 3802967, 3940734	(IN.) PAI # 192137 PART # 856660 & (EX.) PAI # 192139 PART # 856665
AE12500	ENGINE VALVE (INLET AND EXHAUST) CUMMINS ISC,QSC,ISL,QSL(INLET) EN-52 & (EXHAUST) 21/4 N	CUMMINS	ISC, QSC, ISL, QSL	IN-3942588, 3800340, 02188EA, 1374IN & EX-3800341, 3942589, 02187EA 1373EX	IN-SBI # 02188 MAHLE # 211-4298 & EX-SBI # 02187 MAHLE # 211-4296
AE12873	ENGINE VALVE (INLET AND EXHAUST) CUMMINS KT19, KT38, KT50 (INLET) EN-52 & (EXHAUST) 21/4 N	CUMMINS	KT19, KT38, KT50	OEM # 207241, 3088393, 3035110 & 3088391	PAI # 191976 & 191962

Item Code	Description	Engine	Model	O.E.M. No	Reference No
AECO-NP-11839	ENGINE VALVE (INLET AND EXHAUST) CUMMINS L10,M11 (INLET) EN-52 & (EXHAUST) 21/4 N	CUMMINS	L10, M11	IN-3800638, 3800636, 3418020, 3803310, 3417778, 4955239, 3080975, 3068828 & 4926069 EX- 3803311, 3070159, 3800639, 3418021, 3803730 & 3417779	QUEEN # 0164 & SBI # 01663 - 01662S
AECO-NP-11844	ENGINE VALVE (INLET AND EXHAUST) CUMMINS N14 (INLET) EN-52 & (EXHAUST) 21/4 N	CUMMINS	N14	3068519, 3803524, 3069672, 3070473, 3803425, 3803770, 3078399 & 3406657	PAI # 191953 QUEEN # 0618 & SBI # 01660 / 01659S
AECO-NP-11845	ENGINE VALVE (INLET AND EXHAUST) CUMMINS N14 (NEW) (INLET) EN-52 & (EXHAUST) 21/4 N	CUMMINS	N14	3084045, 3803854, 3166410 & 3800891	QUEEN # 0733 / 0734 & SBI # 01756 / 01847S
E041C15140603N	ENGINE VALVE CUMMINS 140,V352,378,155,185,504,555,455,210,,VT555(IN. & EX. BOTH ARE SAME) EN-52	CUMMINS	140,V352,378, 155,185,504,5 55,455,210,,V T555	3275355 & 3275356+	SBI # 01420S & QUEEN # 2701
E041C15150008N	ENGINE VALVE CUMMINS 4B, 4BT, 6B, 6BT (EXHAUST) 21/4 N WITH CHROME PLATED	CUMMINS	4B, 4BT, 6B, 6BT	3802356, 3920868, 3802006 & 3901607+	QUEEN # 1448 & SBI # 01664
E041C15150607N	ENGINE VALVE CUMMINS 4B, 4BT, 6B, 6BT (INLET) EN-52 WITH CHROME PLATED	CUMMINS	4B, 4BT, 6B, 6BT	3802225, 3802355, 3920867 & 3901117+	QUEEN # 1447 & SBI # 01665
AECO-NP-11547	ENGINE VALVE CUMMINS 4B, 6B (EXHAUST) BI-METAL WITH CHROME PLATED	CUMMINS	4B, 6B	3802356, 3920868, 3802006 & 3901607	QUEEN # 1448 & SBI # 01664

Item Code	Description	Engine	Model	O.E.M. No	Reference No
E041C15170008N	ENGINE VALVE CUMMINS 6C,ISC (EXHAUST) 21/4 N WITH CHROME PLATED	CUMMINS	6C, ISC	3802085, 3902254 & 3921444+	PAI # 191967, QUEEN # 1332 & SBI # 01666
E041C15170301N	ENGINE VALVE CUMMINS 6C,ISC (EXHAUST) BI-METAL	CUMMINS	6C, ISC	3802085, 3902254 & 3921444	PAI # 191967 QUEEN # 1332 & SBI # 01666
E041C15170607N	ENGINE VALVE CUMMINS 6C,ISC (INLET) EN-52 WITH CHROME PLATED	CUMMINS	6C, ISC	3802275, 3802463, 3902253, 3915506, 3802083, 3924472, 3924492+	PAI # 191979, QUEEN # 1331 & SBI # 01667
E041C15200003N	ENGINE VALVE CUMMINS 855,NT380,V,VT,VTA1710 (IN. & EX. BOTH ARE SAME.) 21/4 N	CUMMINS	855 SERIES	135957, 123659, 145701, 302433, 3040830, 3086436, 3803512, 3803519 & 3803524	TRW # AS2472 QUEEN # 2702 & SBI # 00602S
E041C15200303N	ENGINE VALVE CUMMINS 855,NT380,V,VT,VTA1710 (IN. & EX. BOTH ARE SAME.) BI-METAL	CUMMINS	855 SERIES	135957, 123659, 145701, 302433, 3040830, 3086436, 3803512, 3803519 & 3803524	TRW # AS2472 QUEEN # 2702 & SBI # 00602S
E041C15200603N	ENGINE VALVE CUMMINS 855,NT380,V,VT,VTA1710 (IN. & EX. BOTH ARE SAME.) EN-52	CUMMINS	855 SERIES	135957, 123659, 145701, 302433, 3040830, 3086436, 3803512, 3803519 & 3803524+	TRW # AS2472 QUEEN # 2702 & SBI # 00602S

Item Code	Description	Engine	Model	O.E.M. No	Reference No
E041C15260001N	ENGINE VALVE CUMMINS ISB,QSB (EXHAUST) 21/4 N	CUMMINS	ISB, QSB	3802967 & 3940734+	PAI # 192139 & PART # 856665
E041C15260301Y	ENGINE VALVE CUMMINS ISB,QSB (EXHAUST) BI-METAL = EN-52 & 21/4 N	CUMMINS	ISB, QSB	OEM # 3802967 & 3940734	PAI # 192139 & PART # 856665
E041C15260602Y	ENGINE VALVE CUMMINS ISB,QSB (INLET) EN-52	CUMMINS	ISB, QSB	3802924 & 3940735+	PAI # 192137 & PART # 856660
AE12346	ENGINE VALVE CUMMINS ISC,QSC,ISL,QSL (EXHAUST)21/4 N	CUMMINS	ISC, QSC, ISL, QSL	3800341,3942 589, 02187EA & 1373EX+	SBI # 02187 MAHLE # 211- 4296
AE12345	ENGINE VALVE CUMMINS ISC,QSC,ISL,QSL (INLET) EN-52	CUMMINS	ISC, QSC, ISL, QSL	3942588,3800 340, 02188EA & 1374IN+	SBI # 02188, MAHLE # 211- 4298
E041C15230301Y	ENGINE VALVE CUMMINS ISX,QSX (EXHAUST) BI-METAL	CUMMINS	ISX, QSX	3680759 & 4101454+	SBI # 02263S, QUEEN # 2332 & PAI # 192147
E041C15230602N	ENGINE VALVE CUMMINS ISX,QSX (INLET) EN-52 (47.50 X 9.62 X 215.95 X 20° X 1G)	CUMMINS	ISX, QSX	3680760, 4059326 & 4965868+	SBI # 02262, QUEEN # 2331
AE12885	ENGINE VALVE CUMMINS KT19,KT38,KT50 (EXHAUST) 21/4 N	CUMMINS	KT19, KT38, KT50	3035110 & 3088391+	PAI # 191962
E041C15161201N	ENGINE VALVE CUMMINS KT19,KT38,KT50 (EXHAUST) BI- METAL WITH STELLITE SEAT	CUMMINS	KT19, KT38, KT50	OEM # 3035110 & 3088391	PAI # 191962
E041C15160602N	ENGINE VALVE CUMMINS KT19,KT38,KT50 (INLET) EN-52	CUMMINS	KT19, KT38, KT50	207241 & 3088393+	PAI # 191976
E041C15080001N	ENGINE VALVE CUMMINS L10,M11 (EXHAUST) 21/4 N	CUMMINS	L10, M11	3803311, 3070159, 3800639, 3418021, 3803730 & 3417779+	QUEEN # 0164 & SBI # 01662S

Item Code	Description	Engine	Model	O.E.M. No	Reference No
E041C15330001N	ENGINE VALVE CUMMINS L10,M11 (EXHAUST) 21/4 N	CUMMINS	L10, M11	3033235, 3801357, 3803995, 3818520 & 3895477+	QUEEN # 0161, SBI # 01531 AE CLEVITE # E1531 PAI # 191965 MANLEY # A2927 & ELGIN # E2927
E041C15330601N	ENGINE VALVE CUMMINS L10,M11 (EXHAUST) EN-52	CUMMINS	L10, M11	3033235, 3801357, 3803995, 3818520 & 3895477	SBI # 01531 AE CLEVITE # E1531 PAI # 191965 MANLEY # A2927 & ELGIN # E2927
E041C15080002N	ENGINE VALVE CUMMINS L10,M11 (INLET) EN-52	CUMMINS	L10, M11	3801356 & 3033234+	QUEEN # 0161, SBI # 01532 AE CLEVITE # I1532 PAI # 191984 MANLEY # S2918 ELGIN # I2918 & FM SEALED POWER # V25
E041C15080602N	ENGINE VALVE CUMMINS L10,M11 (INLET) EN-52	CUMMINS	L10, M11	3800638, 3800636, 3418020, 3803310, 3417778, 4955239, 3080975, 3068828 & 4926069+	QUEEN # 0164 & SBI # 01663

Item Code	Description	Engine	Model	O.E.M. No	Reference No
E041C15210001N	ENGINE VALVE CUMMINS N14 (EXHAUST) 21/4 N	CUMMINS	N14	3069672, 3070473, 3803425, 3803770, 3078399 & 3406657+	QUEEN # 0618 & SBI # 01659S
E041C15210201N	ENGINE VALVE CUMMINS N14 (EXHAUST) 21/4 N WITH STELLITE TIP	CUMMINS	N14	3069672, 3070473, 3803425, 3803770, 3078399 & 3406657	QUEEN # 0618 & SBI # 01659S
E041C15210301N	ENGINE VALVE CUMMINS N14 (EXHAUST) BI-METAL	CUMMINS	N14	3069672, 3070473, 3803425, 3803770, 3078399 & 3406657 ("J" MARK)	QUEEN # 0618 & SBI # 01659S
E041C15210602N	ENGINE VALVE CUMMINS N14 (INLET) EN-52	CUMMINS	N14	3068519 ("O" MARK)+	PAI # 191953, QUEEN # 0618 & SBI # 01660
E041C15280001N	ENGINE VALVE CUMMINS N14 (NEW) EXHAUST (21/4 N)	CUMMINS	N14 (NEW)	3166410 & 3800891+	QUEEN # 0734 & SBI # 01847S
E041C15280301N	ENGINE VALVE CUMMINS N14 (NEW) EXHAUST (BI-METAL WITH STELLITE SEAT)	CUMMINS	N14	OEM # 3166410 & 3800891	QUEEN # 0734 & SBI # 01847S
E041C15280602N	ENGINE VALVE CUMMINS N14 (NEW) INLET (EN-52)	CUMMINS	N14 (NEW)	3084045 & 3803854+	QUEEN # 0733 & SBI # 01756
AE13402	ENGINE VALVE CUMMINS NH180, NH195, NH200, NH220 (EXHAUST) 21/4N (IN & EX BOTH ARE SAME)	CUMMINS	NH180, NH195, NH200, NH220	144911+	QUEEN # 1129
E041C15250602N	ENGINE VALVE CUMMINS NH180, NH195, NH200, NH220 (INLET) EN-52 (IN & EX BOTH ARE SAME)	CUMMINS	NH180, NH195, NH200, NH220	150288 & 68276+	QUEEN # 1129

Item Code	Description	Engine	Model	O.E.M. No	Reference No
AE13093	ENGINE VALVE(INLET AND EXHAUST)CUMMINS 855, NT380, V, VT, VTA1710(INLET)EN-52 &(EXHAUST)21/4 N	CUMMINS	855 SERIES, NT380, VTA1710	135957, 123659, 145701, 302433, 3040830, 3086436, 3803512, 3803519 & 3803524+	TRW # AS2472 QUEEN # 2702 & SBI # 00602S
AECO-NP-11846	ENGINE VALVE (INLET AND EXHAUST) DACIA (INLET) EN-52 & (EXHAUST) 21/4 N	DACIA	DACIA		
E041D01000001Y	ENGINE VALVE DACIA (EXHAUST) 21/4 N	DACIA	-		
E041D01000602Y	ENGINE VALVE DACIA (INLET) EN-52	DACIA	-		
AECO-NP-11847	ENGINE VALVE (INLET AND EXHAUST) DAEWOO CIELO (INLET) EN-52 & (EXHAUST) 21/4 N	DAEWOO	CIELO	90215491, 96098751 & 90215492	QUEEN #=1082 & 1395
E051D03040000N	ENGINE VALVE (INLET AND EXHAUST) DAEWOO D-1146 (INLET) EN-52 & (EXHAUST) 21/4 N	DAEWOO	D-1146 (6 CYL. DIESEL)	OEM #=(IN.) 65.04101-0041 & (EX.) 65.04101-0042	
E051D03050000N	ENGINE VALVE (INLET AND EXHAUST) DAEWOO D-2366 (INLET) EN-52 & (EXHAUST) 21/4 N	DAEWOO	D-2366	OEM # (IN.) 65041010043 & (EX.) 65041010044	
AECO-NP-11848	ENGINE VALVE (INLET AND EXHAUST) DAEWOO D-2848 M/T (INLET) EN-52 & (EXHAUST) 21/4 N	DAEWOO	D-2848 M/T	65041010367 & 65041010405	
AECO-NP-11850	ENGINE VALVE (INLET AND EXHAUST) DAEWOO NUBIRA-I, II, III (INLET) EN-52 & (EXHAUST) 21/4 N	DAEWOO	NUBIRA-I, II, III	96182806 & 96182805	QUEEN # 1597 & 1598

Item Code	Description	Engine	Model	O.E.M. No	Reference No
E051D03100000N	ENGINE VALVE (INLET AND EXHAUST) DAEWOO Y3S/Y37, DAMAS TICO (INLET) EN-52 & (EXHAUST) 21/4 N	DAEWOO	DAMAS / MATIZ / Y3S / Y37 (3 CYL)	OEM #=(IN.) P12911-78B00, 94580146 & (EX.) P12915-78B00, 96352793	
E051D03100014N	ENGINE VALVE (INLET AND EXHAUST) DAEWOO Y3S/Y37, DAMAS TICO (SET OF 3 PAIRS) INLET (EN-52) & EXHAUST (21/4 N)	DAEWOO	DAMAS / MATIZ / Y3S / Y37 (3 CYL)	OEM #=(IN.) P12911-78B00, 94580146 & (EX.) P12915-78B00, 96352793	
AE13365	ENGINE VALVE (INLET AND EXHAUST) DAEWOO, GM OR CHEVROLET F14D3, F16D3, AVEO OPTRA (INLET) EN-52 & (EXHAUST) 21/4N BOTH VALVE BLACK FINISH	DAEWOO	F14D3, F16D3, AVEO OPTRA	96376881, 96440081, 96376980 & 96440079	QUEEN # 2015 & 2016, BBB # 3883-EN & 3882-AN
E041D03030001N	ENGINE VALVE DAEWOO CIELO (EXHAUST) 21/4 N	DAEWOO	CIELO	OEM # 90215491 & 96098751	QUEEN # 1082
E041D03030602N	ENGINE VALVE DAEWOO CIELO (INLET) EN-52	DAEWOO	CIELO	OEM # 90215492	QUEEN # 1395
E041D03040001N	ENGINE VALVE DAEWOO D-1146 (EXHAUST) 21/4 N	DAEWOO	D-1146 (DIESEL)	OEM # 65.04101-0042	
E041D03040602N	ENGINE VALVE DAEWOO D-1146 (INLET) EN-52	DAEWOO	D-1146 (DIESEL)	OEM # 65.04101-0041	
E041D03050001N	ENGINE VALVE DAEWOO D-2366 (EXHAUST) 21/4 N	DAEWOO	D-2366	OEM # 65041010044	
E041D03050602N	ENGINE VALVE DAEWOO D-2366 (INLET) EN-52	DAEWOO	D-2366	OEM # 65041010043	
E041D03060001N	ENGINE VALVE DAEWOO D-2848 M/T (EXHAUST) 21/4 N	DAEWOO	D-2848 M/T	OEM # 65.04101-0367	
E041D03060602N	ENGINE VALVE DAEWOO D-2848 M/T (INLET) EN-52	DAEWOO	D-2848 M/T	OEM # 65.04101-0405	

Item Code	Description	Engine	Model	O.E.M. No	Reference No
E041D03070602N	ENGINE VALVE DAEWOO D-2848 M/T (TURBO) INLET (EN-52)	DAEWOO	D-2848 M/T (DIESEL) TURBO	OEM # 65041010375	
E041D03090001N	ENGINE VALVE DAEWOO DAEWOO, GM OR CHEVROLET F14D3, F16D3, AVEO OPTRA (EXHAUST) 21/4 N	DAEWOO	F14D3, F16D3, AVEO OPTRA	OEM # 96376980, 96830500 & 96440079	QUEEN # 2016, BBB # 3883-EN
E041D03120001Y	ENGINE VALVE DAEWOO LEGANZA, NUBIRA, TACUMA, EVANDA (EXHAUST) 21/4 N	DAEWOO	LEGANZA, NUBIRA, TACUMA, EVANDA	OEM # 90410813	QUEEN # 1214
AE13459	ENGINE VALVE DAEWOO LEGANZA, NUBIRA, TACUMA, EVANDA (INLET) EN-18D	DAEWOO	LEGANZA, NUBIRA, TACUMA, EVANDA	OEM # 90412277	QUEEN # 1213
E041D03120602Y	ENGINE VALVE DAEWOO LEGANZA, NUBIRA, TACUMA, EVANDA (INLET) EN-52	DAEWOO	LEGANZA, NUBIRA, TACUMA, EVANDA	OEM # 90412277	QUEEN # 1213
E041D03110001N	ENGINE VALVE DAEWOO NUBIRA-I, II, III (EXHAUST) 21/4 N	DAEWOO	NUBIRA-I, II, III	OEM # 96182805	QUEEN # 1598
E041D03110602N	ENGINE VALVE DAEWOO NUBIRA-I, II, III (INLET) EN-52	DAEWOO	NUBIRA-I, II, III	OEM # 96182806	QUEEN # 1597
E041D03100001N	ENGINE VALVE DAEWOO Y3S/Y37, DAMAS TICO (EXHAUST) 21/4 N	DAEWOO	Y3S/Y37, DAMAS TICO	OEM # P1291578B00 & 96352793	
E041D03100602N	ENGINE VALVE DAEWOO Y3S/Y37, DAMAS TICO (INLET) EN-52	DAEWOO	Y3S/Y37, DAMAS TICO	OEM # P1291178B00 & 94580146	
AE13458	ENGINE VALVE DAEWOO, GM OR CHEVROLET F14D3, F16D3, AVEO OPTRA (INLET) EN-18D	DAEWOO	F14D3, F16D3, AVEO OPTRA	OEM # 96376881, 96896007 & 96440081	QUEEN # 2015, BBB # 3882-AN
E041D03090602N	ENGINE VALVE DAEWOO, GM OR CHEVROLET F14D3, F16D3, AVEO OPTRA (INLET) EN-52	DAEWOO	F14D3, F16D3, AVEO OPTRA	OEM # 96376881, 96896007 & 96440081	QUEEN # 2015, BBB # 3882-AN
AECO-NP-11851	ENGINE VALVE (INLET AND EXHAUST) DAEWOO LEGANZA, NUBIRA, TACUMA, EVANDA (INLET) EN-52 & (EXHAUST) 21/4 N	DAEWOO	LEGANZA, NUBIRA, TACUMA, EVANDA	90410813, 90412277 & 96182805	QUEEN # 1213 & 1214

Item Code	Description	Engine	Model	O.E.M. No	Reference No
E051D06050000N	ENGINE VALVE (INLET AND EXHAUST) DAIHATSU S-70 (850 CC) INLET (EN-52) & EXHAUST (21/4 N)	DAIHATSU	S-70 (850 CC)	OEM #=(IN.) 13711-87702 & (EX.) 13715-87702	
E041D06050001N	ENGINE VALVE DAIHATSU S-70 (850 CC) EXHAUST (21/4 N)	DAIHATSU	S-70 (850 CC)	OEM # 13715-87701	
E041D06050602N	ENGINE VALVE DAIHATSU S-70 (850 CC) INLET (EN-52)	DAIHATSU	S-70 (850 CC)	OEM # 13711-87701	
E051D10010600N	ENGINE VALVE (INLET AND EXHAUST) DAVID BROWN 995, 996 (AD4/55) 4 CYL (BOTH EN-52) IN. & EX. BOTH ARE SAME.	DAVID BROWN	995, 996 (AD4/55)	OEM # K928622	AE # V34803 & TRW # 105-34803
E041D10010001N	ENGINE VALVE DAVID BROWN 995, 996 (AD4/55) 4 CYL (EXHAUST) 21/4 N	DAVID BROWN	995, 996 (AD4/55)	OEM # K928622	AE # V34803 & TRW # 105-34803
E041D10010603N	ENGINE VALVE DAVID BROWN 995, 996 (AD4/55) 4 CYL (IN. & EX. BOTH ARE SAME.) BOTH EN-52	DAVID BROWN	995, 996 (AD4/55)	OEM # K928622	AE # V34803 & TRW # 105-34803
E041D10010602N	ENGINE VALVE DAVID BROWN 995, 996 (AD4/55) 4 CYL (INLET) EN-52	DAVID BROWN	995, 996 (AD4/55)	OEM # K928622	AE # V34803 & TRW # 105-34803
E061D10011200N	ENGINE VALVE WITH GUIDE DAVID BROWN 995, 996 (AD4/55) 4 CYL (INLET) EN-52 & (EXHAUST) 21/4 N	DAVID BROWN	995, 996 (AD4/55)		
E051D10010000N	ENGINE VALVE(INLET AND EXHAUST)DAVID BROWN 995,996(AD4/55)4 CYL(INLET)EN-52 &(EXHAUST)21/4N	DAVID BROWN	995, 996 (AD4/55)	OEM # K928622	AE # V34803 & TRW # 105-34803
AECO-NP-11852	ENGINE VALVE (INLET AND EXHAUST) DETROIT 60 SERIES (INLET) EN-52 & (EXHAUST) 21/4 N	DETROIT	60 SERIES	23501576, 23529629, 8929589, 23501577, 23506350, 23507504, 23524521 & 8929590	SBI # 01567/ 01566 & 13000
E041D12070301Y	ENGINE VALVE DETROIT 53 SERIES (4 VALVE HEAD) EXHAUST (BI-METAL)	DETROIT	53 SERIES	5125917, 5145172, 5196606 & 5199323	SBI # 00759

Item Code	Description	Engine	Model	O.E.M. No	Reference No
E041D12060001N	ENGINE VALVE DETROIT 60 SERIES (EXHAUST) 21/4 N	DETROIT	60 SERIES	23501577, 23506350, 23507504, 23524521 & 8929590	SBI # 01566
E041D12060301N	ENGINE VALVE DETROIT 60 SERIES (EXHAUST) BI-METAL	DETROIT	60 SERIES	23501577, 23506350, 23507504, 23524521 & 8929590	SBI # 01566
E041D12060602N	ENGINE VALVE DETROIT 60 SERIES (INLET) EN-52	DETROIT	60 SERIES	23501576, 23529629 & 8929589	SBI # 01567 & 13000
E041D12030301N	ENGINE VALVE DETROIT 71 SERIES (4 VALVE HEAD) EXHAUST (BI-METAL)	DETROIT	71 SERIES	23500501 (KIT), 5111336, 5114288, 5142777, 5194968, 8922516 & 5195167	SBI # 01500
E041D12050301N	ENGINE VALVE DETROIT 8.2L (EXHAUST) BI-METAL (1.665) 42.29 X (5.932) 150.673 X (0.3413) 8.669 X 45° X 1 GROOVE)	DETROIT	8.2L	23502067 (KIT), 5149742 & 8921347	SBI # 01455
E041D12050302N	ENGINE VALVE DETROIT 8.2L (INLET) BI-METAL (1.811) 45.999 X (5.932) 150.673 X (0.3413) 8.669 X 30° X 1 GROOVE)	DETROIT	8.2L	23502068 (KIT), 5149743 & 8920119	SBI # 01456
E041D12040301N	ENGINE VALVE DETROIT 92 SERIES (EXHAUST) BI-METAL	DETROIT	92 SERIES	5149771, 5149042, 5106136, 5148489 (KIT) & 5199938 (KIT)	SBI # 01366

Item Code	Description	Engine	Model	O.E.M. No	Reference No
E051D13240800N	ENGINE VALVE (INLET AND EXHAUST) DEUTZ FL-413,FL-914 (BOTH EN-18D)	DEUTZ	FL-413, FL-914	(IN.) 2402585, 4146225, 4146226 & (EX.) 2148906, 2148907 & 2412165	(IN.) AE # V90417 QUEEN # 2275 & (EX.) AE # V90418 & QUEEN # 2276
E051D13130400N	ENGINE VALVE (INLET AND EXHAUST) DEUTZ FL-511,FL-912 (INLET) EN-18D & (EXHAUST) 21/4 N OR BI-METAL (SINGLE COLLET GROOVE TYPE) REGULAR	DEUTZ	FL-511, FL-912	(IN.) 2137301, 2137457, 4150036, 4153629, 4153631, 4153773 & (EX.) 2137300, 2232717, 2237221, 3371762, 4153696, 4153697	QUEEN # (IN.) 2620 & (EX.) 2621
E051D13130200N	ENGINE VALVE (INLET AND EXHAUST) DEUTZ FL-511,FL-912 (INLET) EN-18D & (EXHAUST) EN-52 (SINGLE COLLET GROOVE TYPE) REGULAR	DEUTZ	FL-511, FL-912	(IN.) 2137301, 2137457, 4150036, 4153629, 4153631, 4153773 & (EX.) 2137300, 2232717, 2237221, 3371762, 4153696, 4153697	QUEEN # (IN.) 2620 & (EX.) 2621

Item Code	Description	Engine	Model	O.E.M. No	Reference No
E051D13130100N	ENGINE VALVE (INLET AND EXHAUST) DEUTZ FL-511,FL-912 (INLET) EN-24 & (EXHAUST) EN-52 (SINGLE COLLET GROOVE TYPE) REGULAR	DEUTZ	FL-511, FL-912	(IN.) 2137301, 2137457, 4150036, 4153629, 4153631, 4153773 & (EX.) 2137300, 2232717, 2237221, 3371762, 4153696, 4153697	QUEEN # (IN.) 2620 & (EX.) 2621
E051D13131400N	ENGINE VALVE (INLET AND EXHAUST) DEUTZ FL-511,FL-912 (INLET) EN-52 & (EXHAUST) 21/4 N OR BI-METAL (SINGLE COLLET GROOVE TYPE) REGULAR	DEUTZ	FL-511, FL-912	(IN.) 2137301, 2137457, 4150036, 4153629, 4153631, 4153773 & (EX.) 2137300, 2232717, 2237221, 3371762, 4153696, 4153697	QUEEN # (IN.) 2620 & (EX.) 2621
E051D13130015N	ENGINE VALVE (INLET AND EXHAUST) DEUTZ FL-912,FL-913 (INLET) EN-52 & (EXHAUST) 21/4 N (TRIPLE COLLET GROOVE TYPE)	DEUTZ	FL-912, FL-913	(IN.) 4230567, 4159136 & 4159138 & (EX.) 4159137 & 4159139	QUEEN # (IN.) 1433 & (EX.) 1434
E051D13160300N	ENGINE VALVE (INLET AND EXHAUST) DEUTZ MAGIRUS-208 (INLET) EN-18D & (EXHAUST) EN-24	DEUTZ	MAGIRUS-208		
AECO-NP-11853	ENGINE VALVE (INLET AND EXHAUST) DEUTZ MAGIRUS-210 (INLET) EN-52 & (EXHAUST) 21/4 N	DEUTZ	MAGIRUS-210		

Item Code	Description	Engine	Model	O.E.M. No	Reference No
E051D13210800N	ENGINE VALVE (INLET AND EXHAUST) DEUTZ MAH-714/HD-9 (IN. & EX. BOTH ARE SAME) EN-18D	DEUTZ	MAH-714/HD-9		
E051D13220800N	ENGINE VALVE (INLET AND EXHAUST) DEUTZ MAH-716/HD-10 (IN. & EX. BOTH ARE SAME) EN-18D	DEUTZ	MAH-716/HD-10		
AE13603	ENGINE VALVE DEUTZ BF4L-913C, BF6L 913C (INLET) EN18D	DEUTZ	BF4L-913C, BF6L 913C	4159140	QUEEN # 1435
AE13480	ENGINE VALVE DEUTZ BF4L-913C, BF6L 913C (INLET) EN-52	DEUTZ	BF4L-913C, BF6L 913C	4159140	QUEEN # 1435
AECO-NP-10080	ENGINE VALVE DEUTZ FL-1011 (EXHAUST) 21/4 N (34.90 X 8.00 X 124.70 X 45°)	DEUTZ	FL-1011	4170899	QUEEN # 1456
E041D13010001N	ENGINE VALVE DEUTZ FL-1011 (EXHAUST) 21/4 N (34.90 X 8.00 X 124.70 X 45°)	DEUTZ	FL-1011	OEM # 4170899	QUEEN # 1456
AECO-NP-10099	ENGINE VALVE DEUTZ FL-1011 (EXHAUST) BI-METAL (35.40 X 8.00 X 124.70 X 45°)	DEUTZ	FL-1011	4280350	FRECCIA # 6376
AECO-NP-10098	ENGINE VALVE DEUTZ FL-1011 (INLET) BI-METAL (41.20 X 8.00 X 124.70 X 45°)	DEUTZ	FL-1011	4280350	FRECCIA # 6377
AECO-NP-10081	ENGINE VALVE DEUTZ FL-1011 (INLET) EN-52 (40.10 X 8.00 X 124.70 X 45°)	DEUTZ	FL-1011	4170898 & 4272209	QUEEN # 1455
E041D13010602N	ENGINE VALVE DEUTZ FL-1011 (INLET) EN-52 (40.10 X 8.00 X 124.70 X 45°)	DEUTZ	FL-1011	OEM # 4170898 & 4272209	QUEEN # 1455
E041D13310001N	ENGINE VALVE DEUTZ FL-1012 (EXHAUST) 21/4 N	DEUTZ	FL-1012	OEM # 44208096 & 4255217	QUEEN # 1140
AECO-NP-10083	ENGINE VALVE DEUTZ FL-1012 (EXHAUST) 21/4 N (35.90 X 8.00 X 124.70 X 45°)	DEUTZ	FL-1012	4208096 & 4255217	QUEEN # 1140
AECO-NP-10082	ENGINE VALVE DEUTZ FL-1012 (INLET) EN-52 (41.70 X 8.00 X 124.70 X 30°)	DEUTZ	FL-1012	4208095 & 4255216	QUEEN # 1139
E041D13310641N	ENGINE VALVE DEUTZ FL-1012 (INLET) EN-52 (41.70 X 8.00 X 124.70 X 30°)	DEUTZ	FL-1012	OEM # 4208095 & 4255216	QUEEN # 1139

Item Code	Description	Engine	Model	O.E.M. No	Reference No
E041D13290001N	ENGINE VALVE DEUTZ FL-1013 (EXHAUST) 21/4 N (42.00 X 9.00 X 139.00 X 45°)	DEUTZ	FL-1013	OEM # 4204015 & 4255255	QUEEN # 1436
E041D13290641N	ENGINE VALVE DEUTZ FL-1013 (INLET) EN-52	DEUTZ	FL-1013	OEM # 4204014 & 4255254	QUEEN # 1437
E041D13240001N	ENGINE VALVE DEUTZ FL-413,FL-914 (EXHAUST) 21/4 N	DEUTZ	FL-413, FL-914	2148906, 2148907 & 2412165	AE # V90418 & QUEEN # 2276
E041D13240401N	ENGINE VALVE DEUTZ FL-413,FL-914 (EXHAUST) EN-52	DEUTZ	FL-413, FL-914	2148906, 2148907 & 2412165	AE # V90418 & QUEEN # 2276 AE # V90418 & QUEEN # 2276
E041D13240402N	ENGINE VALVE DEUTZ FL-413,FL-914 (INLET) EN-18D	DEUTZ	FL-413, FL-914	2402585, 4146225 & 4146226	AE # V90417 & QUEEN # 2275
E041D13240602N	ENGINE VALVE DEUTZ FL-413,FL-914 (INLET) EN-52	DEUTZ	FL-413, FL-914	2402585, 4146225 & 4146226	AE # V90417 & QUEEN # 2275
E041D13130101N	ENGINE VALVE DEUTZ FL-511,FL-912 (EXHAUST) 21/4 N OR BI-METAL (SINGLE COLLET GROOVE TYPE) REGULAR	DEUTZ	FL-511, FL-912	2137300, 2232717, 2237221, 3371762, 4153696 & 4153697	QUEEN # 2621
E041D13130401N	ENGINE VALVE DEUTZ FL-511,FL-912 (EXHAUST) EN-18D (SINGLE COLLET GROOVE TYPE) REGULAR	DEUTZ	FL-511, FL-912	2137300, 2232717, 2237221, 3371762, 4153696 & 4153697	QUEEN # 2621
E041D13130601N	ENGINE VALVE DEUTZ FL-511,FL-912 (EXHAUST) EN-52 (SINGLE COLLET GROOVE TYPE) REGULAR	DEUTZ	FL-511, FL-912	2137300, 2232717, 2237221, 3371762, 4153696 & 4153697	QUEEN # 2621

Item Code	Description	Engine	Model	O.E.M. No	Reference No
E041D13130402N	ENGINE VALVE DEUTZ FL-511,FL-912 (INLET) EN-18D (SINGLE COLLET GROOVE TYPE) REGULAR	DEUTZ	FL-511, FL-912	2137301, 2137457, 4150036, 4153629, 4153631 & 4153773	QUEEN # 2620
E041D13130502N	ENGINE VALVE DEUTZ FL-511,FL-912 (INLET) EN-24 (SINGLE COLLET GROOVE TYPE) REGULAR	DEUTZ	FL-511, FL-912	2137301, 2137457, 4150036, 4153629, 4153631 & 4153773	QUEEN # 2620
E041D13130602N	ENGINE VALVE DEUTZ FL-511,FL-912 (INLET) EN-52 (SINGLE COLLET GROOVE TYPE) REGULAR	DEUTZ	FL-511, FL-912	2137301, 2137457, 4150036, 4153629, 4153631 & 4153773	QUEEN # 2620
E041D13130045Y	ENGINE VALVE DEUTZ FL-912,FL-913 (EXHAUST) 21/4 N (TRIPLE COLLET GROOVE TYPE)	DEUTZ	FL-912, FL-913	OEM # 4159137 & 4159139	QUEEN # 1434
AE13602	ENGINE VALVE DEUTZ FL-912,FL-913 (EXHAUST) EN-52 (TRIPLE COLLET GROOVE TYPE)	DEUTZ	FL-912, FL-913	4159137 & 4159139	QUEEN # 1434
AE13601	ENGINE VALVE DEUTZ FL-912,FL-913 (INLET) EN18D (TRIPLE COLLET GROOVE TYPE) SEAT HEAD DIA.-43MM	DEUTZ	FL-912, FL-913	4230567, 4159136 & 4159138	QUEEN # 1433
E041D13130644Y	ENGINE VALVE DEUTZ FL-912,FL-913 (INLET) EN-52 (TRIPLE COLLET GROOVE TYPE) SEAT HEAD DIA.-43MM	DEUTZ	FL-912, FL-913	4230567, 4159136 & 4159138	QUEEN # 1433
E041D13140644N	ENGINE VALVE DEUTZ FL-912,FL-913 (INLET) EN-52 (TRIPLE COLLET GROOVE TYPE) SEAT HEAD DIA.-45MM	DEUTZ	FL-912, FL-913	OEM # 4231479	
E041D13160501N	ENGINE VALVE DEUTZ MAGIRUS-208 (EXHAUST) EN-24	DEUTZ	MAGIRUS-208		
E041D13160402N	ENGINE VALVE DEUTZ MAGIRUS-208 (INLET) EN-18D	DEUTZ	MAGIRUS-208		

Item Code	Description	Engine	Model	O.E.M. No	Reference No
E041D13170001N	ENGINE VALVE DEUTZ MAGIRUS-210 (EXHAUST) 21/4 N	DEUTZ	MAGIRUS-210		
E041D13170602N	ENGINE VALVE DEUTZ MAGIRUS-210 (INLET) EN-52	DEUTZ	MAGIRUS-210		
E041D13210403N	ENGINE VALVE DEUTZ MAH-714/HD-9 (IN. & EX. BOTH ARE SAME.) EN-18D	DEUTZ	MAH-714/HD-9		
E041D13220403N	ENGINE VALVE DEUTZ MAH-716/HD-10 (IN. & EX. BOTH ARE SAME.) EN-18D	DEUTZ	MAH-716/HD-10		
E051D13130800N	ENGINE VALVE(INLET AND EXHAUST)DEUTZ FL-511,FL-912(BOTH EN-18D)SINGLE COLLET GROOVE TYPE(REGULAR)	DEUTZ	FL-511, FL-912	(IN.) 2137301, 2137457, 4150036, 4153629, 41563631, 4153773 & (EX.) 2137300, 2232717, 2237221, 3371762, 4153696, 4153697	QUEEN # (IN.) 2620 & (EX.) 2621
E051D14010000N	ENGINE VALVE (INLET AND EXHAUST) DODGE 225 ENG. (INLET) EN-52 & (EXHAUST) 21/4 N	DODGE	225 ENG.		
E051D14020000N	ENGINE VALVE (INLET AND EXHAUST) DODGE 318 ENG. (INLET) EN-52 & (EXHAUST) 21/4 N	DODGE	318 ENG.		
AECO-NP-11854	ENGINE VALVE (INLET AND EXHAUST) DODGE 5.2(318) VIN-T, Y (V8) (INLET) EN-52 & (EXHAUST) 21/4 N	DODGE	5.2 (318) VIN - T / V (V8)		SEALED POWER # V3954 & V2654+15
E041D14010001N	ENGINE VALVE DODGE 225 ENG. (EXHAUST) 21/4 N	DODGE	225 ENG.		
E041D14010602N	ENGINE VALVE DODGE 225 ENG. (INLET) EN-52	DODGE	225 ENG.		
E041D14020001N	ENGINE VALVE DODGE 318 ENG. (EXHAUST) 21/4 N	DODGE	318 ENG.		

Item Code	Description	Engine	Model	O.E.M. No	Reference No
E041D14020602N	ENGINE VALVE DODGE 318 ENG. (INLET) EN-52	DODGE	318 ENG.		
E041D14030019N	ENGINE VALVE DODGE 5.2 (318) VIN-T,Y (V8) EXHAUST (21/4 N) 0.015"	DODGE	5.2 (318) VIN-T, Y (V8)		SEALED POWER #=V2654+15
E041D14030001N	ENGINE VALVE DODGE 5.2 (318) VIN-T,Y (V8) EXHAUST (21/4 N) STD	DODGE	5.2 (318) VIN-T, Y (V8)		SEALED POWER #=V2654
E041D14030622N	ENGINE VALVE DODGE 5.2 (318) VIN-T,Y (V8) INLET (EN-52) 0.015"	DODGE	5.2 (318) VIN-T, Y (V8)		SEALED POWER #=V3954+15
E041D14030602N	ENGINE VALVE DODGE 5.2 (318) VIN-T,Y (V8) INLET (EN-52) STD	DODGE	5.2 (318) VIN-T, Y (V8)		SEALED POWER # V3954
E051D15010800N	ENGINE VALVE (INLET AND EXHAUST) DONGFENG 1105/2105 (12/24HP) BOTH EN-18D	DONGFENG	1105/2105 (12/24HP)		
E051D15200800N	ENGINE VALVE (INLET AND EXHAUST) DONGFENG DF-195/S-195 (BOTH EN-18D)	DONGFENG	DF-195		
E051D15200200N	ENGINE VALVE (INLET AND EXHAUST) DONGFENG DF-195/S-195 (INLET) EN-18D & (EXHAUST) EN-52 (BRIGHT FINISH	DONGFENG	DF-195/S-195		
E051D15230800Y	ENGINE VALVE (INLET AND EXHAUST) DONGFENG EM-185 (BOTH EN-18D)	DONGFENG	EM-185		
E051D15230200N	ENGINE VALVE (INLET AND EXHAUST) DONGFENG EM-185 (INLET) EN-18D & (EXHAUST) EN-52(BRIGHT FINISH	DONGFENG	EM-185		
AECO-NP-04811	ENGINE VALVE (INLET AND EXHAUST) DONGFENG EM-185 (INLET-EN-18D)(EXHAUST-52) IN & EX /	DONGFENG	EM-185		
E051D15090800N	ENGINE VALVE (INLET AND EXHAUST) DONGFENG R-175/DF-175 (BOTH EN-18D)	DONGFENG	R-175/DF-175		

Item Code	Description	Engine	Model	O.E.M. No	Reference No
E051D15090200N	ENGINE VALVE (INLET AND EXHAUST) DONGFENG R-175/DF-175 (INLET) EN-18D & (EXHAUST) EN-52	DONGFENG	R-175/DF-175		
E051D15120800N	ENGINE VALVE (INLET AND EXHAUST) DONGFENG R-185 (BOTH EN-18D)	DONGFENG	R-185		
E051D15140800N	ENGINE VALVE (INLET AND EXHAUST) DONGFENG S-1100 (BOTH EN-18D)	DONGFENG	S-1100		
AECO-NP-04813	ENGINE VALVE (INLET AND EXHAUST) DONGFENG S-1100 (INLET- EN-18D)(EXHAUSE-52)	DONGFENG	S-1100		
E051D15140200N	ENGINE VALVE (INLET AND EXHAUST) DONGFENG S-1100 (INLET) EN-18D & (EXHAUST) EN-52	DONGFENG	S-1100		
E051D15160800N	ENGINE VALVE (INLET AND EXHAUST) DONGFENG S-1110 (BOTH EN-18D)	DONGFENG	S-1110		
E051D15160200N	ENGINE VALVE (INLET AND EXHAUST) DONGFENG S-1110 (INLET) EN-18D & (EXHAUST) EN-52	DONGFENG	S-1110		
E041D15010401N	ENGINE VALVE DONGFENG 1105/2105 (12/24HP) EXHAUST (EN-18D)	DONGFENG	1105/2105 (12/24HP)		
E041D15010402N	ENGINE VALVE DONGFENG 1105/2105 (12/24HP) INLET (EN-18D)	DONGFENG	1105/2105 (12/24HP)		
E041D15200401N	ENGINE VALVE DONGFENG DF-195/S-195 (EXHAUST) EN-18D	DONGFENG	DF-195/S-195		
E041D15200601N	ENGINE VALVE DONGFENG DF-195/S-195 (EXHAUST) EN-52	DONGFENG	DF-195/S-195		
E041D15200402N	ENGINE VALVE DONGFENG DF-195/S-195 (INLET) EN-18D	DONGFENG	DF-195/S-195		
E041D15230401Y	ENGINE VALVE DONGFENG EM-185 (EXHAUST) EN-18D	DONGFENG	EM-185		
E041D15230601N	ENGINE VALVE DONGFENG EM-185 (EXHAUST) EN-52	DONGFENG	EM-185		
E041D15230402Y	ENGINE VALVE DONGFENG EM-185 (INLET) EN-18D	DONGFENG	EM-185		

Item Code	Description	Engine	Model	O.E.M. No	Reference No
E041D15090401N	ENGINE VALVE DONGFENG R-175/DF-175 (EXHAUST) EN-18D	DONGFENG	R-175/DF-175		
E041D15090601N	ENGINE VALVE DONGFENG R-175/DF-175 (EXHAUST) EN-52	DONGFENG	R-175/DF-175		
E041D15090402N	ENGINE VALVE DONGFENG R-175/DF-175 (INLET) EN-18D	DONGFENG	R-175/DF-175		
E041D15120401N	ENGINE VALVE DONGFENG R-185 (EXHAUST) EN-18D	DONGFENG	R-185		
E041D15120402N	ENGINE VALVE DONGFENG R-185 (INLET) EN-18D	DONGFENG	R-185		
E041D15140401N	ENGINE VALVE DONGFENG S-1100 (EXHAUST) EN-18D	DONGFENG	S-1100		
E041D15140601N	ENGINE VALVE DONGFENG S-1100 (EXHAUST) EN-52	DONGFENG	S-1100		
E041D15140402N	ENGINE VALVE DONGFENG S-1100 (INLET) EN-18D	DONGFENG	S-1100		
E041D15160401N	ENGINE VALVE DONGFENG S-1110 (EXHAUST) EN-18D	DONGFENG	S-1110		
E041D15160601N	ENGINE VALVE DONGFENG S-1110 (EXHAUST) EN-52	DONGFENG	S-1110		
E041D15160402N	ENGINE VALVE DONGFENG S-1110 (INLET) EN-18D	DONGFENG	S-1110		
E041D15190601N	ENGINE VALVE DONGFENG ZH-1115 WA/S-1115 (EXHAUST) EN-52	DONGFENG	ZH-1115 WA/S-1115		
E051E02010800N	ENGINE VALVE (INLET AND EXHAUST) EKM IH-65 (IN. & EX. BOTH ARE SAME.) EN-18D	EKM	IH-65		
E041E02010403N	ENGINE VALVE EKM IH-65 (IN. & EX. BOTH ARE SAME.) EN-18D	EKM	IH-65		
AECO-NP-00614	ENGINE VALVE -- / IN & EX / ESCORTS 435	ESCORT	435		
AECO-NP-00613	ENGINE VALVE (INLET AND EXHAUST) ESCORTS 335	ESCORT	335		
E051F01010100N	ENGINE VALVE (INLET AND EXHAUST) FAP-FAMOS 2FB (INLET) EN-24 & (EXHAUST) EN-52	FAP-FAMOS	2FB		

Item Code	Description	Engine	Model	O.E.M. No	Reference No
AECO-NP-11855	ENGINE VALVE (INLET AND EXHAUST) FAP-FAMOS FF (INLET) EN-52 & (EXHAUST) 21/4 N	FAP-FAMOS	FF		
AECO-NP-05075	ENGINE VALVE FAP-FAMOS 2FB (EXHAUST) 21/4 N	FAP-FAMOS	2FB		
E041F01010601N	ENGINE VALVE FAP-FAMOS 2FB (EXHAUST) EN-52	FAP-FAMOS	2FB		
E041F01010502N	ENGINE VALVE FAP-FAMOS 2FB (INLET) EN-24	FAP-FAMOS	2FB		
AECO-NP-05076	ENGINE VALVE FAP-FAMOS 2FB (INLET) EN-52	FAP-FAMOS	2FB		
E041F01020001N	ENGINE VALVE FAP-FAMOS FF (EXHAUST) 21/4 N	FAP-FAMOS	FF		
E041F01020602N	ENGINE VALVE FAP-FAMOS FF (INLET) EN-52	FAP-FAMOS	FF		
FTRAC0033	VALVE SET FT60 STD KAR (3 pair= 1 Engine set)	FARMTRAC	-		
AE13382	ENGINE VALVE (EXHAUST) FIAT BRAVO,115 (1.6), 182B6.000 (29.80 X 7.00 X 102.40) 21/4N	FIAT	BRAVO,115 (1.6), 182B6.000	46413807, 46461209, 46462159, 46761370, 55196738	QUEEN # 1510, MORESA # S-7154
E051F03030100N	ENGINE VALVE (INLET AND EXHAUST) FIAT 127 (INLET) EN-24 & (EXHAUST) EN-52	FIAT	127	OEM #=(IN.) 4265695 5959564 & (EX.) 5959563 4377979	
AECO-NP-11856	ENGINE VALVE (INLET AND EXHAUST) FIAT 128 (INLET) EN-52 & (EXHAUST) 21/4 N	FIAT	128	4239917, 4460697, 4212771, 4286929, 4315062 & 4190307	TRW # 17002 AE # V34996 17001 V90071 V91713 & GIEFFE # 247 / 248
E051F03150217N	ENGINE VALVE (INLET AND EXHAUST) FIAT 8040.02,ZASTAVA 624 (INLET) EN-18D & (EXHAUST) EN-52 (0.50MM OVERSIZE) RIM WIDTH-1.80MM	FIAT	8040.02, ZASTAVA 624	(IN.) 4659379, 1902205, 1901963, 60105343 & (EX.) 4621484, 4673608, 4658055	TRW # (IN.) 17042E (EX.) 17043 & QUEEN # (IN.) 0230 (EX.) 1931

Item Code	Description	Engine	Model	O.E.M. No	Reference No
E051F03150218N	ENGINE VALVE (INLET AND EXHAUST) FIAT 8040.02,ZASTAVA 624 (INLET) EN-18D & (EXHAUST) EN-52 (1.00MM OVERSIZE) RIM WIDTH-2.30MM	FIAT	8040.02, ZASTAVA 624	(IN.) 4659379, 1902205, 1901963, 60105343 & (EX.) 4621484, 4673608, 4658055	TRW # (IN.) 17042E (EX.) 17043 & QUEEN # (IN.) 0230 (EX.) 1931
E051F03150216N	ENGINE VALVE (INLET AND EXHAUST) FIAT 8040.02,ZASTAVA 624 (INLET) EN-18D & (EXHAUST) EN-52 (STD) RIM WIDTH-1.30MM	FIAT	8040.02, ZASTAVA 624	(IN.) 4659379, 1902205, 1901963, 60105343 & (EX.) 4621484, 4673608, 4658055	TRW # (IN.) 17042E (EX.) 17043 & QUEEN # (IN.) 0230 (EX.) 1931
AECO-NP-12556	ENGINE VALVE (INLET) FIAT BRAVO,115 (1.6), 182B6.000 (30.30 X 7.00 X 102.50) EN-52	FIAT	BRAVO,115 (1.6), 182B6.000	46413806, 46462158, 46517325, 46761369, 55183592, 55192067	QUEEN # 1509, MORESA # V-7153
E041F03030001N	ENGINE VALVE FIAT 127 (EXHAUST) 21/4 N	FIAT	127	OEM # 4183555 4377979 5959563 5973130 7736408 & 7783841	
E041F03030601N	ENGINE VALVE FIAT 127 (EXHAUST) EN-52	FIAT	127	OEM # 4183555 4377979 5959563 5973130 7736408 & 7783841	
E041F03030502N	ENGINE VALVE FIAT 127 (INLET) EN-24	FIAT	127	OEM # 4265695 5959564 & 46427459	

Item Code	Description	Engine	Model	O.E.M. No	Reference No
E041F03030602N	ENGINE VALVE FIAT 127 (INLET) EN-52	FIAT	127	OEM # 4265695 5959564 & 46427459	
E041F03290601N	ENGINE VALVE FIAT 127 SPORT,RITMO 60,UNO 60 (EXHAUST) EN-52	FIAT	127 SPORT, RITMO 60, UNO 60	OEM # 4412822 & 4340119	QUEEN # 2631 AE # V90065 GIEFFE # 265 & TRW # 17017
E041F03290602N	ENGINE VALVE FIAT 127 SPORT,RITMO 60,UNO 60 (INLET) EN-52	FIAT	127 SPORT, RITMO 60, UNO 60	OEM # 4412816	QUEEN # 2632 AE # V90398 GIEFFE # 2707 & TRW # 17022
E041F03040001N	ENGINE VALVE FIAT 128 (EXHAUST) 21/4 N	FIAT	128	4286929, 4315062 & 4190307	TRW # 17001 AE # V90071 V91713 & GIEFFE # 248
E041F03040602N	ENGINE VALVE FIAT 128 (INLET) EN-52	FIAT	128	4239917, 4460697 & 4212771	TRW # 17002 AE # V34996 & GIEFFE # 247
AE13473	ENGINE VALVE FIAT 128, 147 (EXHAUST) 21/4N	FIAT	128, 147	5973128, 4314869, 4315062	MAHLE # VE0250053, EDIVAL # 21266E, LAF # V-2339
AECO-NP-12488	ENGINE VALVE FIAT 128, 147, Spazio,Vivace, Uno, Duna,Fiorino (1100-1300)Nafta (EXHAUST) 21/4N (30.98 x 7.98 x 108.95) (44°30')	FIAT	128, 147, Spazio, Vivace, Uno, Duna, Fiorino (1100- 1300)Nafta	4250440	MAHLE # VE0250493 & VE0250053, EDIVAL # 21066E
AECO-NP-12489	ENGINE VALVE FIAT 128, 147, Spazio,Vivace, Uno, Duna,Fiorino (1100-1300)Nafta (INLET) EN-52 (36.00 x 7.98 x 108.50) (45°30')	FIAT	128, 147, Spazio, Vivace, Uno, Duna, Fiorino (1100- 1300)Nafta	4239917 & 4460697	MAHLE # VA0250060, EDIVAL # 1066A

Item Code	Description	Engine	Model	O.E.M. No	Reference No
AECO-NP-10288	ENGINE VALVE FIAT 8025.01,8025.02,8035.01,8035.02,8035.04,8045.01,8045.02,8045.04,8055.04,8065.02,8065.04,8065.24(INLET)EN-52(44.00x8.00x125.50x45°)	FIAT	8025.01, 8025.02, 8035.01, 8035.02, 8035.04, 8045.01, 8045.02, 8045.04, 8055.04, 8065.02, 8065.04, 8065.24	4802200, 4607866, 4618868, 4621511, 4773264, 4802201 & 1901964	BEPCO # 23/42253 & QUEEN # 1930
E041F03150661N	ENGINE VALVE FIAT 8040.02,ZASTAVA 624 (EXHAUST) EN-52 (0.50MM OVERSIZE) RIM WIDTH-1.80MM	FIAT	8040.02, ZASTAVA 624	4621484, 4673608 & 4658055	TRW # 17043 & QUEEN # 1931
E041F03150662Y	ENGINE VALVE FIAT 8040.02,ZASTAVA 624 (EXHAUST) EN-52 (1.00MM OVERSIZE) RIM WIDTH-2.30MM	FIAT	8040.02, ZASTAVA 624	4621484, 4673608 & 4658055	TRW # 17043 & QUEEN # 1931
E041F03150660Y	ENGINE VALVE FIAT 8040.02,ZASTAVA 624 (EXHAUST) EN-52 (STD) RIM WIDTH-1.30MM	FIAT	8040.02, ZASTAVA 624	4621484, 4673608 & 4658055	TRW # 17043 & QUEEN # 1931
E041F03150459N	ENGINE VALVE FIAT 8040.02,ZASTAVA 624 (INLET) EN- 18D (0.50MM OVERSIZE) RIM WIDTH-1.80MM	FIAT	8040.02, ZASTAVA 624	4659379, 1902205, 1901963 & 60105343	TRW # 17042E & QUEEN # 0230
E041F03150454N	ENGINE VALVE FIAT 8040.02,ZASTAVA 624 (INLET) EN- 18D (1.00MM OVERSIZE) RIM WIDTH-2.30MM	FIAT	8040.02, ZASTAVA 624	4659379, 1902205, 1901963 & 60105343	TRW # 17042E & QUEEN # 0230
E041F03150458N	ENGINE VALVE FIAT 8040.02,ZASTAVA 624 (INLET) EN- 18D (STD) RIM WIDTH-1.30MM	FIAT	8040.02, ZASTAVA 624	4659379, 1902205, 1901963 & 60105343	TRW # 17042E & QUEEN # 0230
E041F03150502N	ENGINE VALVE FIAT 8040.02,ZASTAVA 624 (INLET) EN- 24 (STD) RIM WIDTH-1.30MM	FIAT	8040.02, ZASTAVA 624	4659379, 1902205, 1901963 & 60105343	TRW # 17042E & QUEEN # 0230

Item Code	Description	Engine	Model	O.E.M. No	Reference No
E041F03150659Y	ENGINE VALVE FIAT 8040.02,ZASTAVA 624 (INLET) EN-52 (0.50MM OVERSIZE) RIM WIDTH-1.80MM	FIAT	8040.02, ZASTAVA 624	4659379, 1902205, 1901963 & 60105343	TRW # 17042E & QUEEN # 0230
E041F03150654Y	ENGINE VALVE FIAT 8040.02,ZASTAVA 624 (INLET) EN-52 (1.00MM OVERSIZE) RIM WIDTH-2.30MM	FIAT	8040.02, ZASTAVA 624	4659379, 1902205, 1901963 & 60105343	TRW # 17042E & QUEEN # 0230
E041F03150658Y	ENGINE VALVE FIAT 8040.02,ZASTAVA 624 (INLET) EN-52 (STD) RIM WIDTH-1.30MM	FIAT	8040.02, ZASTAVA 624	4659379, 1902205, 1901963 & 60105343	TRW # 17042E & QUEEN # 0230
E041F03180001N	ENGINE VALVE FIAT 8340.04,8340.05,8360.05,8365.05,8365.25,ZASTAVA 650 (EXHAUST) 21/4 N	FIAT	8340.04, 8340.05, 8360.05, 8365.05, 8365.25, ZASTAVA 650	8830045, 8825776 & 4821711	QUEEN # 2286
E041F03180602N	ENGINE VALVE FIAT 8340.04,8340.05,8360.05,8365.05,8365.25,ZASTAVA 650 (INLET) EN-52	FIAT	8340.04, 8340.05, 8360.05, 8365.05, 8365.25, ZASTAVA 650	8824754, 4821709 & 4821710	QUEEN # 2285
AECO-NP-12504	ENGINE VALVE FIAT Motor 1600cc.-Todos - Uno, Premio, Palio,Siena, Duna, Elba,Fiorino, Regatta, Tipo1.6 IE/MPI Nafta/GNC (INLET)EN-52 (39.50 x 7.98 x 108.50) 44°30'	FIAT	Motor 1600cc.- Todos - Uno, Premio, Palio, Siena, Duna, Elba, Fiorino, Regatta,	7617500	MAHLE # VA0250054, EDIVAL # 1667AGNC, LAF # V-3092
E041F03240001N	ENGINE VALVE FIAT RITMO,REGATA,TIPO (DIESEL) EXHAUST (21/4 N)	FIAT	RITMO, REGATA, TIPO (DIESEL)	OEM # 5990533 & 7588577	QUEEN # 0410
E041F03200601N	ENGINE VALVE FIAT RITMO,REGATA,TIPO (DIESEL) EXHAUST (EN-52)	FIAT	RITMO, REGATA, TIPO (DIESEL)	OEM # 5990533 & 7588577	QUEEN # 0410

Item Code	Description	Engine	Model	O.E.M. No	Reference No
E041F03200502N	ENGINE VALVE FIAT RITMO,REGATA,TIPO (DIESEL) INLET (EN-24)	FIAT	RITMO, REGATA, TIPO (DIESEL)	OEM # 5990532 & 7547158	QUEEN # 0409
E041F03240602N	ENGINE VALVE FIAT RITMO,REGATA,TIPO (DIESEL) INLET (EN-52)	FIAT	RITMO, REGATA, TIPO (DIESEL)	OEM # 5990532 & 7547158	QUEEN # 0409
E041F03260001N	ENGINE VALVE FIAT UNO FIRE (EXHAUST) 21/4 N	FIAT	UNO	5942728, 7666227 & 46514754	QUEEN # 0402
AECO-NP-11859	ENGINE VALVE(INLET AND EXHAUST)FIAT 127 SPORT, RITMO 60, UNO 60(INLET)EN-52 &(EXHAUST)21/4 N	FIAT	127 SPORT, RITMO 60, UNO 60	4412816, 4412822 & 4340119	QUEEN # 2632 / 2631 AE # V90398 / V90065 GIEFFE # 265 / 2707 & TRW # 17017 / 17022
AECO-NP-11857	ENGINE VALVE(INLET AND EXHAUST)FIAT 8340.04,8340.05,8360.05,8365.0 5,8365.25,ZASTAVA 650(INLE T)EN-52 &(EXHAUST)21/4 N	FIAT	8340.04, 8340.05, 8360.05, 8365.05, 8365.25, ZASTAVA 650	8824754, 4821709, 8830045, 8825776, 4821711 & 4821710	QUEEN # 2285 & 2286
AECO-NP-11858	ENGINE VALVE(INLET AND EXHAUST)FIAT RITMO, REGATA, TIPO(DIESEL)(INLET)EN-52 &(EXHAUST)21/4 N	FIAT	RITMO, REGATA, TIPO (DIESEL)	5990532, 7547158 & 7547158	QUEEN # 0409 & 0410
E051F03240000N	ENGINE VALVE(INLET AND EXHAUST)FIAT RITMO,REGATA,TIPO(DIESEL)INL ET(EN-52)& EXHAUST(21/4 N)	FIAT	RITMO	OEM #=(IN.) 5990532 & (EX.) 5990533	
E051F04100000N	ENGINE VALVE (INLET AND EXHAUST) FIAT IVECO 40.10 (INLET) EN-52 & (EXHAUST) 21/4 N	FIAT IVECO	40.1	IN =4757358, 7301820 & EX =4826033, 7301821, 7302157, 7303309	QUEEN # (IN.) 0252 & (EX.) 0253

Item Code	Description	Engine	Model	O.E.M. No	Reference No
E051F04110000N	ENGINE VALVE (INLET AND EXHAUST) FIAT IVECO 40.12 (INLET) EN-52 & (EXHAUST) 21/4 N	FIAT IVECO	40.12	(IN.) 4757358, 7301820 & (EX.) 99432837	QUEEN # (IN.) 0252 & (EX.) 0216
E051F04030000N	ENGINE VALVE (INLET AND EXHAUST) FIAT IVECO 682/690 (INLET) EN-52 & (EXHAUST) 21/4 N	FIAT IVECO	682, 690	OEM # (IN.) 4535358 & (EX.) 4632840	
E051F03160000N	ENGINE VALVE (INLET AND EXHAUST) FIAT IVECO 8040.25 (TURBO),8060.25,8060.25 (TURBO) INLET (EN-52) & EXHAUST (21/4 N)	FIAT IVECO	8040.25 (TURBO), 8060.25, 8060.25 (TURBO)	(IN.) 99432652, 1904656, 4784888, 4803805, 4824416, 98435622, 4824417, 1908408 & (EX.)99432718, 99432717, 1904655, 4784889, 4806717, 4806718, 1908409, 1908410, 1904666	QUEEN # (IN.) 1073 & (EX.) 0406
AECO-NP-11860	ENGINE VALVE (INLET AND EXHAUST) FIAT IVECO CO3, CP3 (INLET) EN-52 & (EXHAUST) 21/4 N	FIAT IVECO	CO3, CP3	8823545. 882354, 88823544 & 8823549	QUEEN # 2055 / 2631 AE # V90065 GIEFFE # 265 & TRW # 17017
AE13476	ENGINE VALVE FIAT IVECO 190E, 240E, 380E, 410E, 440E, 8210.42 (EXHAUST) 21/4N	FIAT IVECO	190E, 240E, 380E, 410E, 440E, 8210.42	98474604 & 98497026	QUEEN # 1318
E041F04100001Y	ENGINE VALVE FIAT IVECO 40.10 (EXHAUST) 21/4 N	FIAT IVECO	40.1	4826033, 7301821, 7302157 & 7303309	QUEEN # 0253

Item Code	Description	Engine	Model	O.E.M. No	Reference No
E041F04100602Y	ENGINE VALVE FIAT IVECO 40.10,40.12 (INLET) EN-52	FIAT IVECO	40.10, 40.12	OEM # 4757358 & 7301820	QUEEN # 0252
E041F04110001Y	ENGINE VALVE FIAT IVECO 40.12 (EXHAUST) 21/4 N	FIAT IVECO	40.12	OEM # 99432837	QUEEN # 0216
E041F04030001N	ENGINE VALVE FIAT IVECO 682/690 (EXHAUST) 21/4 N	FIAT IVECO	682 / 690	OEM # 4632840	
E041F04030602N	ENGINE VALVE FIAT IVECO 682/690 (INLET) EN-52	FIAT IVECO	682 / 690	OEM # 4535358	
E041F03160001N	ENGINE VALVE FIAT IVECO 8040.25 (TURBO),8060.25,8060.25 (TURBO) EXHAUST (21/4 N)	FIAT IVECO	8040.25 (TURBO), 8060.25, 8060.25 (TURBO)	99432718, 99432717, 1904655, 1908409, 4784889, 4806717, 4806718, 1908410 & 1904666	QUEEN # 0406
E041F03160301N	ENGINE VALVE FIAT IVECO 8040.25 (TURBO),8060.25,8060.25 (TURBO) EXHAUST (BI-METAL)	FIAT IVECO	8040.25 (TURBO), 8060.25, 8060.25 (TURBO)	OEM # 99432718, 99432717, 1904655, 4784889, 4806717, 4806718, 1908409, 1908410 & 1904666	QUEEN # 0406
AE13454	ENGINE VALVE FIAT IVECO 8040.25 (TURBO),8060.25,8060.25 (TURBO) EXHAUST (EN-52)	FIAT IVECO	8040.25 (TURBO), 8060.25, 8060.25 (TURBO)	99432718, 99432717, 1904655, 1908409, 4784889, 4806717, 4806718, 1908410 & 1904666	QUEEN # 0406

Item Code	Description	Engine	Model	O.E.M. No	Reference No
AE13455	ENGINE VALVE FIAT IVECO 8040.25 (TURBO),8060.25,8060.25 (TURBO) INLET (EN-18D)	FIAT IVECO	8040.25 (TURBO), 8060.25, 8060.25 (TURBO)	99432652, 1904656, 1908408, 4784888, 4803805, 4824416, 98435622 & 4824417	QUEEN # 1073
E041F03160602N	ENGINE VALVE FIAT IVECO 8040.25 (TURBO),8060.25,8060.25 (TURBO) INLET (EN-52)	FIAT IVECO	8040.25 (TURBO), 8060.25, 8060.25 (TURBO)	99432652, 1904656, 1908408, 4784888, 4803805, 4824416, 98435622 & 4824417	QUEEN # 1073
AECO-NP-10076	ENGINE VALVE FIAT IVECO 8210.22 (EXHAUST) 21/4 N (47.80 X 11.00 X 169.70 X 45°)	FIAT IVECO	8210.22	4673861 & 98407026	QUEEN # 0224
AECO-NP-10075	ENGINE VALVE FIAT IVECO 8210.22 (INLET) EN-52 (57.50 X 11.00 X 171.00 X 30°)	FIAT IVECO	8210.22	98497025, 4673862, 4837598, 4837679 & 4849522	QUEEN # 0223
AE13475	ENGINE VALVE FIAT IVECO 8210.42,190E, 240E, 380E, 410E, 440E (INLET) EN-52	FIAT IVECO	8210.42,190E, 240E, 380E, 410E, 440E	98474603 & 98478407	QUEEN # 1297
E041F04060001N	ENGINE VALVE FIAT IVECO CO3,CP3 (EXHAUST) 21/4 N	FIAT IVECO	CO3, CP3	OEM # 8823544 & 8823549	QUEEN # 2056
E041F04060602N	ENGINE VALVE FIAT IVECO CO3,CP3 (INLET) EN-52	FIAT IVECO	CO3, CP3	OEM # 8823545 & 8823548	QUEEN # 2055
AE13380	ENGINE VALVE (EXHAUST) FORD (USA) 245, RANGER, MAZDA B4000 (38.90 X 7.00 X 114.80) 21/4N (3 GROOVE)	FORD	(USA) 245, RANGER, MAZDA B4000	2L2E6505AA, 2L2Z6505AA, 2L2E6505BA, F87E6505BA, F87E6505DA, F87Z6505BA, 4438257, 1F2212121A, 595093	QUEEN # 1970, MORESA # S-7144, SBI # 01914

Item Code	Description	Engine	Model	O.E.M. No	Reference No
AE13372	ENGINE VALVE (EXHAUST) FORD, MAZDA 121 (30.00 X 104.65 X 5.50) 21/4N	FORD	121	157Z6505AA	MORESA # S-7066
AECO-NP-11914	ENGINE VALVE (INLET AND EXHAUST) FORD (INLET) EN-52 & (EXHAUST) 21/4 N	FORD	FORD		SEALED POWER # V4556 & V4565
AECO-NP-11913	ENGINE VALVE (INLET AND EXHAUST) FORD 183 CI (3.0L) (INLET) EN-52 & (EXHAUST) 21/4 N	FORD	183 C.I. (3.0L)	E6AE6505A2C, E6DZ6505A (STD), E6AE6507A2E, E6DZ6507A, F3DE6507AA & F4DZ6507A (STD)	SBI # 01535 / 01536 MANLEY # A2283 / S2114 & FM/SEALED POWER # V3957 / V2448
AECO-NP-11912	ENGINE VALVE (INLET AND EXHAUST) FORD 281 CI (4.6L) SOHC (INLET) EN-52 & (EXHAUST) 21/4 N	FORD	281 C.I. (4.6L) SOHC	F1AE6507BE, F1AZ6507A, F5AE6507AA, F5AZ6507A (STD), F1AE6505CC & F1AZ6505A (STD)	SBI # 01698 / 01699 MANLEY # AX3517 / S2388 & FM/SEALED POWER # V2656 / V3956
AECO-NP-11861	ENGINE VALVE (INLET AND EXHAUST) FORD 5000 (INLET) EN-52 & (EXHAUST) 21/4 N	FORD	5000	C5NE6507A, C5NN6507B (0198S), 81823823, C5NE6505A, C7NN6505E (0199S) & 81818709	BEPCO # 24/4212 / 24/4312 AE # V34048 / V34049 & TRW # 10534048 / 10534049
AECO-NP-08495	ENGINE VALVE (INLET AND EXHAUST) FORD 6600	FORD	6600		

Item Code	Description	Engine	Model	O.E.M. No	Reference No
AECO-NP-11862	ENGINE VALVE (INLET AND EXHAUST) FORD 6600 (INLET) EN-52 & (EXHAUST) 21/4 N	FORD	6600	D6NN6505A (0371S), D8NN6505AA, 83912598, 87800340, D3NN6507A (0370S), 81842750 & 87800344	BEPCO # 24/4213 / 24/4314 & AE # V91793 / V91781
AECO-NP-11863	ENGINE VALVE (INLET AND EXHAUST) FORD 6610 (INLET) EN-52 & (EXHAUST) 21/4 N	FORD	6610	D8NN6505AA (0611S), 83912598, 87800340, D8NN6507AB (0610S), 81865609 & 87800386	BEPCO # 24/4314 / 24/4214 & AE # V91793
AECO-NP-11864	ENGINE VALVE (INLET AND EXHAUST) FORD 6640 (INLET) EN-52 & (EXHAUST) 21/4 N	FORD	6640	E9NN6507AC (0640S), 81865092, E9NN6505EC (0641S) & 81865085	BEPCO # 24/4240 & 24/4340
AE13385	ENGINE VALVE (INLET) FORD (USA) 245, RANGER, MAZDA B4000 (46.00 X 7.00 X 115.00) EN-52 (3 GROOVE)	FORD	(USA) 245, RANGER, MAZDA B4000	2L2E6507AA, 2L2Z6507AA, 2L2E6507BA, F87E6507BA, F87E6507DA, F87Z6507BA, 4438258, F2212111A	QUEEN # 1969, MORESA # V-7143, SBI # 01913
AE13366	ENGINE VALVE (INLET) FORD L4, 2.0L (121) (35.00 X 5.50 X 103.45) EN-52	FORD	L4, 2.0L (121)	157Z6507AA, 155G6507CE	MORESA # V- 7065
E041F06470019N	ENGINE VALVE FORD (EXHAUST) 21/4 N (0.015)	FORD	-		SEALED POWER # V4556+0.015
E041F06470001N	ENGINE VALVE FORD (EXHAUST) 21/4 N (STD)	FORD	-		SEALED POWER # V4556
E041F06480622N	ENGINE VALVE FORD (INLET) EN-52 (0.015)	FORD	-		SEALED POWER # V4565+15

Item Code	Description	Engine	Model	O.E.M. No	Reference No
E041F06480602N	ENGINE VALVE FORD (INLET) EN-52 (STD)	FORD	-		SEALED POWER # V4565
E041F06270019N	ENGINE VALVE FORD 183 CI (3.0L) EXHAUST (21/4 N) 0.015	FORD	183 C.I. (3.0L)	OEM # E6AE6505A2C & E6DZ6505A (0.015")	SBI # 01535+15 MANLEY # A2283 & FM/SEALED POWER # V3957+15
E041F06270020N	ENGINE VALVE FORD 183 CI (3.0L) EXHAUST (21/4 N) 0.030	FORD	183 C.I. (3.0L)	OEM # E6AE6505A2C & E6DZ6505A (0.030")	SBI # 01535+30 MANLEY # A2283 & FM/SEALED POWER # V3957+30
E041F06270001N	ENGINE VALVE FORD 183 CI (3.0L) EXHAUST (21/4 N) STD	FORD	183 C.I. (3.0L)	OEM # E6AE6505A2C & E6DZ6505A (STD)	SBI # 01535 MANLEY # A2283 & FM/SEALED POWER # V3957
AECO-NP-00660	ENGINE VALVE FORD 183 CI (3.0L) EXHAUST (BI-METAL) STD	FORD	183 C.I. (3.0L)	E6AE6505A2C & E6DZ6505A (STD)	SBI # 01535 MANLEY # A2283 & FM/SEALED POWER # V3957
E041F06270622N	ENGINE VALVE FORD 183 CI (3.0L) INLET (EN-52) 0.015	FORD	183 C.I. (3.0L)	E6AE6507A2E, E6DZ6507A, F3DE6507AA & F4DZ6507A (0.015")	SBI # 01536+15 MANLEY # S2114 & FM/SEALED POWER # V2448+15
E041F06270623N	ENGINE VALVE FORD 183 CI (3.0L) INLET (EN-52) 0.030	FORD	183 C.I. (3.0L)	E6AE6507A2E, E6DZ6507A, F3DE6507AA & F4DZ6507A (0.030")	SBI # 01536+30 MANLEY # S2114 & FM/SEALED POWER # V2448+30

Item Code	Description	Engine	Model	O.E.M. No	Reference No
E041F06270602N	ENGINE VALVE FORD 183 CI (3.0L) INLET (EN-52) STD	FORD	183 C.I. (3.0L)	E6AE6507A2E, E6DZ6507A, F3DE6507AA & F4DZ6507A (STD)	SBI # 01536 MANLEY # S2114 & FM/SEALED POWER # V2448
E041F06010021N	ENGINE VALVE FORD 2000,2100,2300,2600,3000,3100 ,3600,4000,4610,5000 (INLET) 21/4 N (0.003")	FORD	2000, 2100, 2300, 2600, 3000, 3100, 3600, 4000, 4610, 5000	OEM # 81823824, 81842751, C5NN6507C & D3NN6507B	BEPCO # 24/42-12A & SPAREX # S.65925
E041F06010621N	ENGINE VALVE FORD 2000,2100,2300,2600,3000,3100 ,3600,4000,4610,5000 (INLET) EN-52 (0.003)	FORD	2000, 2100, 2300, 2600, 3000, 3100, 3600, 4000, 4610, 5000	OEM # 81823824, 81842751, C5NN6507C & D3NN6507B	BEPCO # 24/42-12A & SPAREX # S.65925
E041F06010022N	ENGINE VALVE FORD 2000,2100,2300,2600,3000,3100 ,3600,4000,4610,5000,6600 (INLET) 21/4 N (0.015)	FORD	2000, 2100, 2300, 2600, 3000, 3100, 3600, 4000, 4610, 5000, 6600	OEM # 81823825, 81842752, 87800346, C5NN6407D, C5NN6507D & D3NN6507C	BEPCO # 24/42-12B & SPAREX # S.65929
E041F06010622N	ENGINE VALVE FORD 2000,2100,2300,2600,3000,3100 ,3600,4000,4610,5000,6600 (INLET) EN-52 (0.015)	FORD	2000, 2100, 2300, 2600, 3000, 3100, 3600, 4000, 4610, 5000, 6600	OEM # 81823825, 81842752, 87800346, C5NN6407D, C5NN6507D & D3NN6507C	BEPCO # 24/42-12B & SPAREX # S.65929
E041F06010019N	ENGINE VALVE FORD 2000,2100,2300,2600,3000,3100 ,3600,4000,4610,5000,6600(EXH AUST)21/4 N(0.015")	FORD	2000, 2100, 2300, 2600, 3000, 3100, 3600, 4000, 4610, 5000, 6600	OEM # 81818708, 83999664, C7NN6505G & E9NN6505CA	BEPCO # 24/43-12B & SPAREX # S.65927

Item Code	Description	Engine	Model	O.E.M. No	Reference No
E041F06220019N	ENGINE VALVE FORD 244 CI (4.0L) OR MAZDA VGE4 GERMAN (EXHAUST) 21/4 N (0.015)	FORD	244 C.I. (4.0L)	OEM # 90TM6505AB (0.015")	SBI # 10388+15 TRW # 105-35546-F MANLEY # A2427 & FM/SEALED POWER # V3918+15
E041F06220001N	ENGINE VALVE FORD 244 CI (4.0L) OR MAZDA VGE4 GERMAN (EXHAUST) 21/4 N (STD)	FORD	244 C.I. (4.0L)	OEM # 90TM6505AB (STD)	SBI # 10388 TRW # 105-35546-F MANLEY # A2427 & FM/SEALED POWER # V3918
AECO-NP-00657	ENGINE VALVE FORD 244 CI (4.0L) OR MAZDA VGE4 GERMAN (EXHAUST) BI-METAL (STD)	FORD	244	90TM6505AB (STD)	SBI # 10388 TRW # 10535546F MANLEY # A2427 & FM/SEALED POWER # V3918
E041F06220622N	ENGINE VALVE FORD 244 CI (4.0L) OR MAZDA VGE4 GERMAN (INLET) EN-52 (0.015)	FORD	244 C.I. (4.0L)	OEM # 90TM6507AB (0.015")	SBI # 10387+15 TRW # 105-35545-F MANLEY # S2584 & FM/SEALED POWER # V2606+15
E041F06220602N	ENGINE VALVE FORD 244 CI (4.0L) OR MAZDA VGE4 GERMAN (INLET) EN-52 (STD)	FORD	244 C.I. (4.0L)	OEM # 90TM6507AB (STD)	SBI # 10387 TRW # 105-35545-F MANLEY # S2584 & FM/SEALED POWER # V2606

Item Code	Description	Engine	Model	O.E.M. No	Reference No
E041F06330602N	ENGINE VALVE FORD 2701E,2703E,2704E,2706E,2708 E,2709E (INLET) EN-52	FORD	2701E, 2703E, 2704E, 2706E, 2708E, 2709E	OEM # 723F6507AAA	AE # 34059 & TRW # 105- 34059
E041F06250019N	ENGINE VALVE FORD 281 CI (4.6L) SOHC (EXHAUST) 21/4 N (0.015)	FORD	281 C.I. (4.6L) SOHC	OEM # F1AE6505CC & F1AZ6505A (0.015")	SBI # 01698+15 MANLEY # AX3517 & FM/SEALED POWER # V2656+15
E041F06250001N	ENGINE VALVE FORD 281 CI (4.6L) SOHC (EXHAUST) 21/4 N (STD)	FORD	281 C.I. (4.6L) SOHC	OEM # F1AE6505CC & F1AZ6505A (STD)	SBI # 01698 MANLEY # AX3517 & FM/SEALED POWER # V2656
AECO-NP-00658	ENGINE VALVE FORD 281 CI (4.6L) SOHC (EXHAUST) BI- METAL (STD)	FORD	281 C.I. (4.6L) SOHC	F1AE6505CC & F1AZ6505A (STD)	SBI # 01698 MANLEY # AX3517 & FM/SEALED POWER # V2656
E041F06250622N	ENGINE VALVE FORD 281 CI (4.6L) SOHC (INLET) EN-52 (0.015)	FORD	281 C.I. (4.6L) SOHC	F1AE6507BE, F1AZ6507A, F5AE6507AA & F5AZ6507A (0.015")	SBI # 01699+15 MANLEY # S2388 & FM/SEALED POWER # V3956+15
E041F06250602N	ENGINE VALVE FORD 281 CI (4.6L) SOHC (INLET) EN-52 (STD)	FORD	281 C.I. (4.6L) SOHC	F1AE6507BE, F1AZ6507A, F5AE6507AA & F5AZ6507A (STD)	SBI # 01699 MANLEY # S2388 & FM/SEALED POWER # V3956

Item Code	Description	Engine	Model	O.E.M. No	Reference No
E041F06290018N	ENGINE VALVE FORD 302 CI (5.0L) F.I. (EXHAUST) 21/4 N (0.003)	FORD	302 C.I. (5.0L) F.I.	E6AZ6505A, E6SE6505A2A & E6SE6505DA (0.003")	SBI # 01537+3 MANLEY # A2419 & FM/SEALED POWER # V2429+3
E041F06290019N	ENGINE VALVE FORD 302 CI (5.0L) F.I. (EXHAUST) 21/4 N (0.015)	FORD	302 C.I. (5.0L) F.I.	E6AZ6505A, E6SE6505A2A & E6SE6505DA (0.015")	SBI # 01537+15 MANLEY # A2419 & FM/SEALED POWER # V2429+15
AECO-NP-00659	ENGINE VALVE FORD 302 CI (5.0L) F.I. (EXHAUST) BI-METAL (STD)	FORD	302 C.I. (5.0L) F.I.	E6AZ6505A, E6SE6505A2A & E6SE6505DA	SBI # 01537 MANLEY # A2419 & FM/SEALED POWER # V2429
E041F06290621N	ENGINE VALVE FORD 302 CI (5.0L) F.I. (INLET) EN-52 (0.003)	FORD	302 C.I. (5.0L) F.I.	A7AZ6507A, E6AZ6507A & E6SE6507A2A (0.003")	SBI # 01538+3 MANLEY # S2192 & FM/SEALED POWER # V2430+3
E041F06290622N	ENGINE VALVE FORD 302 CI (5.0L) F.I. (INLET) EN-52 (0.015)	FORD	302 C.I. (5.0L) F.I.	A7AZ6507A, E6AZ6507A & E6SE6507A2A (0.015")	SBI # 01538+15 MANLEY # S2192 & FM/SEALED POWER # V2430+15
E041F06600001N	ENGINE VALVE FORD 363 CI (6.0L) OR INTERNATIONAL OR CATERPILLAR (EXHAUST) 21/4 N (28.00 X 6.95 X 128.50 X 36° X 1G)	FORD	363 C.I. (6.0L)	3C3Z6505AA & 2114277	SBI # 02180

Item Code	Description	Engine	Model	O.E.M. No	Reference No
E041F06600602N	ENGINE VALVE FORD 363 CI (6.0L) OR INTERNATIONAL OR CATERPILLAR (INLET) EN-52 (34.01 X 6.95 X 128.47 X 30° X 1G)	FORD	363 C.I. (6.0L)	3C3Z6507AA & 2114276	SBI # 02179
E041F06050018N	ENGINE VALVE FORD 5000 (EXHAUST) 21/4 N (0.003)	FORD	5000	C5NE6505B, C7NN6505B & C7NN6505F	BEPCO # 24/43-12A AE # V34051 & TRW # 105-34051
E041F06050101N	ENGINE VALVE FORD 5000 (EXHAUST) 21-4 N/BI-METAL (STD)	FORD	5000	C5NE6505A, C7NN6505E (0199S) & 81818709	BEPCO # 24/43-12 AE # V34049 & TRW # 105-34049
E041F06050601N	ENGINE VALVE FORD 5000 (EXHAUST) EN-52 (STD)	FORD	5000	C5NE6505A, C7NN6505E (0199S) & 81818709	BEPCO # 24/43-12 AE # V34049 & TRW # 105-34049
AE12930	ENGINE VALVE FORD 5000 (INLET) EN-18D (STD)	FORD	5000	C5NE6507A, C5NN6507B (0198S) & 81823823	BEPCO # 24/4212 AE # V34048 & TRW # 10534048
E041F06050502N	ENGINE VALVE FORD 5000 (INLET) EN-24 (STD)	FORD	5000	C5NE6507A, C5NN6507B (0198S) & 81823823	BEPCO # 24/42-12 AE # V34048 & TRW # 105-34048
E041F06050602N	ENGINE VALVE FORD 5000 (INLET) EN-52 (STD)	FORD	5000	C5NE6507A, C5NN6507B (0198S) & 81823823	BEPCO # 24/42-12 AE # V34048 & TRW # 105-34048
E041F06340001N	ENGINE VALVE FORD 6.9,7.3 LTR. DIESEL (TRUCK) EXHAUST (21/4 N)	FORD	6.9, 7.3 LTR. DIESEL	OEM # E8TZ6505B	SBI # 01542 & MANLEY # A403
E041F06340002N	ENGINE VALVE FORD 6.9,7.3 LTR. DIESEL (TRUCK) INLET (21/4 N)	FORD	6.9, 7.3 LTR. DIESEL	OEM # E3TZ6507D	SBI # 01543 & MANLEY # S1998

Item Code	Description	Engine	Model	O.E.M. No	Reference No
E041F06091118N	ENGINE VALVE FORD 6600 (EXHAUST HEAD 21/4N STEEL WITH STEM EN-18D/EN-19 BI-METAL) 0.003 (IF)	FORD	6600	OEM # D6NN6505B (0371S/003)	BEPCO # 24/43-14A
E041F06091101N	ENGINE VALVE FORD 6600 (EXHAUST HEAD 21/4N STEEL WITH STEM EN-18D/EN-19 BI-METAL) STD (IF)	FORD	6600	D6NN6505A (0371S), D8NN6505AA, 83912598 & 87800340	BEPCO # 24/43-14 & AE # V91793
AECO-NP-00665	ENGINE VALVE FORD 6600 (EXHAUST) BI-METAL (STD) IF	FORD	6600		BEPCO # 24/4314 & AE # V91793
E041F06090601N	ENGINE VALVE FORD 6600 (EXHAUST) EN-52 (STD) IF	FORD	6600	D6NN6505A (0371S), D8NN6505AA, 83912598 & 87800340	BEPCO # 24/43-14 & AE # V91793
E041F06090437N	ENGINE VALVE FORD 6600 (INLET) EN-18D (STD) IF	FORD	6600	D3NN6507A (0370S), 81842750 & 87800344	BEPCO # 24/42-13 & AE # V91781
E041F06090537N	ENGINE VALVE FORD 6600 (INLET) EN-24 (STD) IF	FORD	6600	D3NN6507A (0370S), 81842750 & 87800344	BEPCO # 24/42-13 & AE # V91781
E041F06090621N	ENGINE VALVE FORD 6600 (INLET) EN-52 (0.003) IF	FORD	6600	OEM # D3NN6507B (0370S/003)	BEPCO # 24/42-13A
E041F06090602N	ENGINE VALVE FORD 6600 (INLET) EN-52 (STD) IF	FORD	6600	D3NN6507A (0370S), 81842750 & 87800344	BEPCO # 24/42-13 & AE # V91781
E041F06101101N	ENGINE VALVE FORD 6610 (EXHAUST) HEAD 21/4N STEEL WITH STEM EN-18D/EN-19 BI-METAL (STD)	FORD	6610	D8NN6505AA (0611S), 83912598 & 87800340	BEPCO # 24/43-14 & AE # V91793
E041F06100602N	ENGINE VALVE FORD 6610 (INLET) EN-52 (STD)	FORD	6610	D8NN6507AB (0610S), 81865609 & 87800386	BEPCO # 24/42-14

Item Code	Description	Engine	Model	O.E.M. No	Reference No
E041F06111101N	ENGINE VALVE FORD 6640 (EXHAUST HEAD 21/4N STEEL WITH STEM EN-18D/EN-19 BI-METAL) STD	FORD	6640	OEM # E9NN6505EC (0641S) & 81865085	BEPCO # 24/43-40
E041F06110601N	ENGINE VALVE FORD 6640 (EXHAUST) EN-52 (STD)	FORD	6640	OEM # E9NN6505EC (0641S) & 81865085	BEPCO # 24/43-40
AE13043	ENGINE VALVE FORD 6640 (INLET) EN-18 (STD)	FORD	6640	OEM # E9NN6507AC (0640S) & 81865092	BEPCO # 24/42-40
E041F06110602N	ENGINE VALVE FORD 6640 (INLET) EN-52 (STD)	FORD	6640	OEM # E9NN6507AC (0640S) & 81865092	BEPCO # 24/42-40
E041F06510001Y	ENGINE VALVE FORD TRANSIT FT-100,120,130,160,190 (EXHAUST) BI-METAL WITH SPLASH CHROME PLATED	FORD	TRANSIT FT-100, 120, 130, 160, 190	OEM # 70HM6505DE	KS # 50004273 AE # V35122 & TRW # 7885
E041F06510602Y	ENGINE VALVE FORD TRANSIT FT-100,120,130,160,190 (INLET) EN-52 WITH SPLASH CHROME PLATED	FORD	TRANSIT FT-100, 120, 130, 160, 190	OEM # 70HM6507DD	KS # 50004272 AE # V90178 V34498 & TRW # 7837
E041F07060001N	ENGINE VALVE FORDSON MAJOR SUPER MAJOR,2701E,2703E,2704E,2706E,2708E,2709E (EXHAUST) 21/4 N	FORD	SUPER MAJOR, 2701E, 2703E, 2704E, 2706E, 2708E, 2709E	E1ADDN6505 A, E1ADDN6505 C, 723F6505ABA & 81538372	AE # V3544 V90163 TRW # 105-34019 & BEPCO # 24/43-10
E041F07060601N	ENGINE VALVE FORDSON MAJOR SUPER MAJOR,2701E,2703E,2704E,2706E,2708E,2709E (EXHAUST) EN-52	FORD	MAJOR SUPER MAJOR, 2701E, 2703E, 2704E, 2706E, 2708E, 2709E	E1ADDN6505 A, E1ADDN6505 C, 723F6505ABA & 81538372	AE # V3544 V90163 TRW # 105-34019 & BEPCO # 24/43-10

Item Code	Description	Engine	Model	O.E.M. No	Reference No
E041F07060402N	ENGINE VALVE FORDSON MAJOR SUPER MAJOR,2701E,2703E,2704E,2706E,2708E,2709E (INLET) EN-18D	FORD	MAJOR SUPER MAJOR, 2701E, 2703E, 2704E, 2706E, 2708E, 2709E	E1ADDN6507, 81710772 & 87295203	AE # V2690 TRW # 105-02690F & BEPCO # 24/42-10
E041F07060602N	ENGINE VALVE FORDSON MAJOR SUPER MAJOR,2701E,2703E,2704E,2706E,2708E,2709E (INLET) EN-52	FORD	SUPER MAJOR, 2701E, 2703E, 2704E, 2706E, 2708E, 2709E	E1ADDN6507, 81710772 & 87295203	AE # V2690 TRW # 105-02690F & BEPCO # 24/42-10
AECO-NP-11865	ENGINE VALVE(INLET AND EXHAUST)FORD 244 CI(4.0L)OR MAZDA VGE4 GERMAN(INLET)EN-52 &(EXHAUST) 21/4 N	FORD	244 C.I. (4.0L)	90TM6507AB & 90TM6505AB	SBI # 10387 / 10388+15 TRW # 10535545F / 10535546F MANLEY # S2584 / A2427 & FM/SEALED POWER # V3918+15 / V2606
AECO-NP-11915	ENGINE VALVE(INLET AND EXHAUST)FORD 6.9, 7.3 LTR. DIESEL(TRUCK)(INLET)EN-52 &(EXHAUST)21/4 N	FORD	6.9, 7.3 LTR. DIESEL	E8TZ6505B & E3TZ6507D	SBI # 01543 / 01542& MANLEY # S1998 / A403
AECO-NP-11919	ENGINE VALVE(INLET AND EXHAUST)FORD TRANSIT FT-100, 120, 130, 160, 190(INLET)EN-52 &(EXHAUST)2 1/4 N	FORD	TRANSIT FT-100, 120, 130, 160, 190	70HM6505DE & 70HM6507DD	KS # 50004273 50004272 AE # V35122 V90178 V34498 & TRW # 7885 7837

Item Code	Description	Engine	Model	O.E.M. No	Reference No
AECO-NP-11916	ENGINE VALVE(INLET AND EXHAUST)FORDSON MAJOR SUPER MAJOR,2701E,2703E,2704E,2706E,2708E,2709E (INLET)EN-52 &(EXHAUST)21/4 N	FORD	SUPER MAJOR, 2701E, 2703E, 2704E, 2706E, 2708E, 2709E	E1ADDN6505 A, E1ADDN6505 C, 723F6505ABA, 81538372, E1ADDN6507, 81710772 & 87295203	AE # V3544 V90163 V2690 TRW # 10534019 / 10502690F & BEPCO # 24/4310 / 24/4210
AECO-NP-11920	ENGINE VALVE (INLET AND EXHAUST) GARDNER 6LX; 8LX (INLET) EN-52 & (EXHAUST) 21/4 N	GARDNER	6LX; 8LX	LX/1/3041/F7 077 & K1269/LX/1/3 018	TRW # 10534578 10503091 & AE # V34578 V3091
AECO-NP-11921	ENGINE VALVE (INLET AND EXHAUST) GARDNER 6LXB/LXC; 8LXB/LXC (INLET) EN-52 & (EXHAUST) 21/4 N	GARDNER	6LXB/LXC; 8LXB/LXC	F29015 & F7013	TRW # 10535400F 10534577F & AE # V90161 V34577
E041G01020001N	ENGINE VALVE GARDNER 6LX; 8LX (EXHAUST) 21/4 N (45 DEGREE VALVE SEAT ANGLE)	GARDNER	6LX; 8LX	OEM # LX/1/3041/F7 077	TRW # 10534578 & AE # V34578
E041G01020502N	ENGINE VALVE GARDNER 6LX; 8LX (INLET) EN-52 (45 DEGREE VALVE SEAT ANGLE)	GARDNER	6LX; 8LX	OEM # K1269/LX/1/3 018	TRW # 10503091 & AE # V3091
E041G01080001N	ENGINE VALVE GARDNER 6LXB/LXC; 8LXB/LXC (EXHAUST) 21/4 N	GARDNER	6LXB/LXC; 8LXB/LXC	OEM # F7013	TRW # 10534577F & AE # V34577
E041G01080609N	ENGINE VALVE GARDNER 6LXB/LXC; 8LXB/LXC (EXHAUST) EN-52	GARDNER	6LXB/LXC; 8LXB/LXC	OEM # F7013	TRW # 10534577F & AE # V34577
E041G01080502N	ENGINE VALVE GARDNER 6LXB/LXC; 8LXB/LXC (INLET) EN-24	GARDNER	6LXB/LXC; 8LXB/LXC	OEM # F29015	TRW # 10535400F & AE # V90161
E041G01080602N	ENGINE VALVE GARDNER 6LXB/LXC; 8LXB/LXC (INLET) EN-52	GARDNER	6LXB/LXC; 8LXB/LXC	OEM # F29015	TRW # 10535400F & AE # V90161
AECO-NP-11922	ENGINE VALVE(INLET AND EXHAUST)GMC 262/265 CI(4.3L)V8; CHEVROLET(INLET)EN-52 &(EXHAUST)21/4 N	GARDNER	262/265 C.I. (4.3L) V8		SEALED POWER #=V4344 V4345

Item Code	Description	Engine	Model	O.E.M. No	Reference No
AE13370	ENGINE VALVE (EXHAUST) GENERAL MOTORS (GMC) L4 (28.98 X 105.00 X 6.98) 21/4N	GMC	(GMC) L4	93429589, 903223523*	MORESA # AS- 9832
AE13392	ENGINE VALVE (EXHAUST) GMC 134 (C.I.) 2.2 L (37.00 X 7.00 X 130.70) 21/4N	GMC	134 (C.I.) 2.2 L	10198817, 8101988170	QUEEN # 0376, SBI # 01737, MORESA # S- 9736
AE13393	ENGINE VALVE (EXHAUST) GMC SAVANA 2500, PONTIAC, HUMMER V8, 6.0L (364) 40.40 X 8.00 X 124.70 (21/4N)	GMC	SAVANA 2500, PONTIAC, HUMMER V8, 6.0L (364)	12582719, 12612427	QUEEN # 2790, SBI # 13042 & MORESA # S- 7072
AECO-NP-11917	ENGINE VALVE (INLET AND EXHAUST) GMC (6.2L) 381 CID DIESEL(INLET) EN-52 & (EXHAUST) 21/4 N	GMC	381 C.I.D DIESEL	14033927	SEALED POWER # V4491X & SBI # 01780S
AECO-NP-12538	ENGINE VALVE (INLET) GENERAL MOTORS (GMC) L4 (32.99 X 105.00 X 7.00) EN-52	GMC	(GMC) L4	93429588 & 903223518	MORESA # V- 9816X
AECO-NP-12568	ENGINE VALVE (INLET) GMC 134 (C.I.) 2.2 L (43.90 X 7.00 X 138.80) EN-52	GMC	134 (C.I.) 2.2 L	10198816, 8101988160	QUEEN # 0375, SBI # 01736, MORESA # V- 9735
AE13388	ENGINE VALVE (INLET) GMC SAVANA 2500, PONTIAC, HUMMER V8, 6.0L (364) 55.00 X 8.00 X 123.90 (EN-52)	GMC	SAVANA 2500, PONTIAC, HUMMER V8, 6.0L (364)	12590771, 12617533	QUEEN # 2789, SBI # 13040 & MORESA # V- 7071
E041G04140001N	ENGINE VALVE GMC (6.2L) 381 CID DIESEL (EXHAUST) 21/4 N	GMC	(6.2L) 381 C.I.D DIESEL	23500283 & 10149663	SEALED POWER # V4491X & SBI # 01780S
E041G04140602N	ENGINE VALVE GMC (6.2L) 381 CID DIESEL (INLET) EN-52	GMC	(6.2L) 381 C.I.D DIESEL	OEM # 14033927	SEALED POWER # V2287 & SBI # 01484
E041G04130019N	ENGINE VALVE GMC 262/265 CI (4.3L) V8; CHEVROLET (EXHAUST) 21/4 N (0.015")	GMC	262/265 C.I. (4.3L) V8		SEALED POWER #=V4345+15

Item Code	Description	Engine	Model	O.E.M. No	Reference No
E041G04130001N	ENGINE VALVE GMC 262/265 CI (4.3L) V8; CHEVROLET (EXHAUST) 21/4 N (STD)	GMC	262/265 C.I. (4.3L) V8		SEALED POWER # V4345
E041G04130622N	ENGINE VALVE GMC 262/265 CI (4.3L) V8; CHEVROLET (INLET) EN-52 (0.015")	GMC	262/265 C.I. (4.3L) V8		SEALED POWER #=V4344+15
E041G04130602N	ENGINE VALVE GMC 262/265 CI (4.3L) V8; CHEVROLET (INLET) EN-52 (STD)	GMC	262/265 C.I. (4.3L) V8		SEALED POWER #=V4344
PIAGGIO0002	ENGINE VALVE (INLET AND EXHAUST) GREAVES PIAGGIO APE (INLET) EN-52 & (EXHAUST) 21/4 N	GREAVES PIAGGIO	APE		
AECO-NP-11918	ENGINE VALVE (INLET AND EXHAUST) HATZ E-108 (INLET) EN-52 & (EXHAUST) 21/4 N	HATZ	E-108		
AECO-NP-11923	ENGINE VALVE (INLET AND EXHAUST) HATZ E-80, E-85 (INLET) EN-52 & (EXHAUST) 21/4 N	HATZ	E-80, E-85	03026900035 & 03026800035	TRW # 4041& 4042
AECO-NP-11924	ENGINE VALVE (INLET AND EXHAUST) HATZ E-89 (INLET) EN-52 & (EXHAUST) 21/4 N	HATZ	E-89	03038800115 & 03038900115	
E041H02010601N	ENGINE VALVE HATZ E-108 (EXHAUST) EN-52	HATZ	E-108		
E041H02010402N	ENGINE VALVE HATZ E-108 (INLET) EN-18D	HATZ	E-108		
E041H02040001N	ENGINE VALVE HATZ E-80,E-85 (EXHAUST) 21/4 N	HATZ	E-80, E-85	OEM # 03026800035	TRW # 4042
E041H02040602N	ENGINE VALVE HATZ E-80,E-85 (INLET) EN-52	HATZ	E-80, E-85	OEM # 03026900035	TRW # 4041
E041H02060001N	ENGINE VALVE HATZ E-89 (EXHAUST) 21/4 N	HATZ	E-89	OEM # 03038900115	
E041H02060602N	ENGINE VALVE HATZ E-89 (INLET) EN-52	HATZ	E-89	OEM # 03038800115	
E041H04000301Y	ENGINE VALVE HERCULES MOTOR (EXHAUST) BI-METAL (STEM DIA.-EN-52 + HEAD-21/4 N) DOUBLE GROOVE	HERCULES MOTOR	-	OEM # 47028-A	
E041H04000302Y	ENGINE VALVE HERCULES MOTOR (INLET) BI-METAL (DOUBLE GROOVE)	HERCULES MOTOR	-	OEM # 43018-A	

Item Code	Description	Engine	Model	O.E.M. No	Reference No
E041H04000602N	ENGINE VALVE HERCULES MOTOR (INLET) EN-52 (DOUBLE GROOVE)	HERCULES MOTOR	-	OEM # 43018-A	
E041H04020001N	ENGINE VALVE HERCULES MOTOR JXLD (EXHAUST) 21/4 N	HERCULES MOTOR	JXLD	OEM # 43072-A	
E041H04060302Y	ENGINE VALVE HERCULES MOTOR QXC,QXD,QXL,QXLD (INLET) BI-METAL (DOUBLE GROOVE)	HERCULES MOTOR	QXC, QXD, QXL, QXLD	OEM # 47017-A & 346017-B	MANLEY # S894
E041H04060602N	ENGINE VALVE HERCULES MOTOR QXC,QXD,QXL,QXLD (INLET) EN-52 (DOUBLE GROOVE)	HERCULES MOTOR	QXC, QXD, QXL, QXLD	OEM # 47017-A & 346017-B	MANLEY # S894
E041H04030001N	ENGINE VALVE HERCULES MOTOR QXD,QXLD (EXHAUST) 21/4 N	HERCULES MOTOR	QXD, QXLD		TRW # S1951 MANLEY # A893 & MELLING # V0146
AECO-NP-11928	ENGINE VALVE (INLET AND EXHAUST) HINO EH700 (INLET) EN-52 & (EXHAUST) 21/4 N	HINO	EH700	137111081, 137111470, 137151111, 137151110, 137151081 & 137111471	DOKURO # IHN0068 & EHN5068
E051H07120000N	ENGINE VALVE (INLET AND EXHAUST) HINO H07C (INLET) EN-52 & (EXHAUST) 21/4 N	HINO	H07C		
E051H07121300N	ENGINE VALVE (INLET AND EXHAUST) HINO H07C,7D (INLET) EN-52 & (EXHAUST) BI-METAL (AFG)	HINO	H07C, 7D	OEM # (IN.) 137111550 & (EX.) 137151590	DOKURO # (IN.) IHN-0076 & (EX.) EHN-5076
E051H07201300N	ENGINE VALVE (INLET AND EXHAUST) HINO J08C (INLET) EN-52 & (EXHAUST) BI-METAL	HINO	J08C	OEM # (IN.) 137111830 & (EX.) 137151730	DOKURO # (IN.) & (EX.) EHN-5078
E041H07050101N	ENGINE VALVE HINO EF550,EF750 (EXHAUST) 21-4 N/BI-METAL	HINO	EF550, EF750	137151012, 137151013 & 137151013A	DOKURO # EHN-5063

Item Code	Description	Engine	Model	O.E.M. No	Reference No
E041H07050602N	ENGINE VALVE HINO EF550,EF750 (INLET) EN-52	HINO	EF550, EF750	137111012, 137111380, 137111390, 137111420, 137111450 & 137111451	DOKURO # IHN-0063
E041H07080001N	ENGINE VALVE HINO EH700 (EXHAUST) 21/4 N	HINO	EH700	137151111, 137151110 & 137151081	DOKURO # EHN-5068
E041H07080602N	ENGINE VALVE HINO EH700 (INLET) EN-52	HINO	EH700	137111081, 137111470 & 137111471	DOKURO # IHN-0068
E041H07110001N	ENGINE VALVE HINO F20C,V25,V26 (EXHAUST) 21/4 N	HINO	F20C, V25, V26	137151750, 137151630 & 137151630B	DOKURO # EHN-5080
E041H07120001N	ENGINE VALVE HINO H07C (EXHAUST) 21/4 N	HINO	H07C		
E041H07120101N	ENGINE VALVE HINO H07C (EXHAUST) 21-4 N/BI-METAL	HINO	H07C		
E041H07120602N	ENGINE VALVE HINO H07C (INLET) EN-52	HINO	H07C		
E041H07120368Y	ENGINE VALVE HINO H07C,7D (EXHAUST) BI-METAL (AFG)	HINO	H07C, 7D	OEM # 137151590	DOKURO # EHN-5076
E041H07120667Y	ENGINE VALVE HINO H07C,7D (INLET) EN-52 (AFG)	HINO	H07C, 7D	OEM # 137111550	DOKURO # IHN-0076
E041H07200301Y	ENGINE VALVE HINO J08C (EXHAUST) BI-METAL	HINO	J08C	137151730*	DOKURO # EHN-5078
E041H07200602Y	ENGINE VALVE HINO J08C (INLET) EN-52	HINO	J08C	137111830*	
AE13369	ENGINE VALVE (EXHAUST) HONDA D16W1, D16W5, D14Z6, D16V1, D17A (26.00 X 5.50 X 116.00) 21/4N	HONDA	D16W1, D16W5, D14Z6, D16V1, D17A	14721P0800, 14721P1JE00 & 14721P2A00	QUEEN # 1835, SBI # 10525, MORESA # V- 7010
AE13387	ENGINE VALVE (EXHAUST) HONDA F18A3, F20A3, F22A1, F22A4, F22A6, F22B2, F22B6 (29.00 X 5.50 X 123.50) 21/4N	HONDA	F18A3, F20A3, F22A1, F22A4, F22A6, F22B2, F22B6	14721PT3A00, 14721PT6A00, 14721POJA00 & 14721P45601	QUEEN # 0730, SBI # 10198A, MORESA # S- 7032

Item Code	Description	Engine	Model	O.E.M. No	Reference No
AE13373	ENGINE VALVE (EXHAUST) HONDA F23A1, F23A4, F23A7, J30A1, J35A1 (29.00 X 114.20 X 5.45) 21/4N	HONDA	F23A1, F23A4, F23A7, J30A1, J35A1	1421POA000, 14721PDAE00 , 14721POHA00 , 14721POHAD O*	SBI # 1478, MORESA # V- 7054
HONDA0002	ENGINE VALVE (INLET AND EXHAUST) HERO HONDA CBZ (INLET) EN-52 & (EXHAUST) 21/4 N	HONDA	CBZ		
AE12866	ENGINE VALVE (INLET AND EXHAUST) HONDA 139-F (INLET) EN-18D & (EXHAUST) 21/4N	HONDA	139-F		
AECO-NP-11929	ENGINE VALVE (INLET AND EXHAUST) HONDA CG-125 (INLET) EN-52 & (EXHAUST) 21/4 N	HONDA	CG-125		
AECO-NP-11932	ENGINE VALVE (INLET AND EXHAUST) HONDA CG-150 (INLET) EN-52 & (EXHAUST) 21/4 N	HONDA	CG-150		
E051H09550000N	ENGINE VALVE (INLET AND EXHAUST) HONDA CG-150 (INLET) EN-52 & (EXHAUST) 21/4 N	HONDA	CG-150		
AECO-NP-11931	ENGINE VALVE (INLET AND EXHAUST) HONDA CG-200,XL- 200 (INLET) EN-52 & (EXHAUST) 21/4 N	HONDA	CG-200, XL- 200		
E051H09540000N	ENGINE VALVE (INLET AND EXHAUST) HONDA CG-200,XL- 200 (INLET) EN-52 & (EXHAUST) 21/4 N	HONDA	CG-200, XL- 200		
E051H09220800N	ENGINE VALVE (INLET AND EXHAUST) HONDA G-150 (BOTH EN-18D)	HONDA	G-150		
E051H09220700N	ENGINE VALVE (INLET AND EXHAUST) HONDA G-150 (BOTH EN-24)	HONDA	G-150		

Item Code	Description	Engine	Model	O.E.M. No	Reference No
E051H09220200N	ENGINE VALVE (INLET AND EXHAUST) HONDA G-150 (INLET) EN-18D & (EXHAUST) EN-52	HONDA	G-150		
E051H09230800N	ENGINE VALVE (INLET AND EXHAUST) HONDA G-200 (BOTH EN-18D)	HONDA	G-200	OEM # IN=14711883 000 & EX=14721883 000	
E051H09230700N	ENGINE VALVE (INLET AND EXHAUST) HONDA G-200 (BOTH EN-24)	HONDA	G-200	OEM # IN=14711883 000 & EX=14721883 000	
E051H09230200N	ENGINE VALVE (INLET AND EXHAUST) HONDA G-200 (INLET) EN-18D & (EXHAUST) EN-52	HONDA	G-200	OEM # IN=14711883 000 & EX=14721883 000	
AECO-NP-11930	ENGINE VALVE (INLET AND EXHAUST) HONDA G-65 (INLET) EN-52 & (EXHAUST) 21/4 N	HONDA	G-65		
E051H09350800N	ENGINE VALVE (INLET AND EXHAUST) HONDA GX-110 (BOTH EN-18D)	HONDA	GX-110		
E051H09370800N	ENGINE VALVE (INLET AND EXHAUST) HONDA GX-140 (BOTH EN-18D)	HONDA	GX-140		
AECO-NP-04537	ENGINE VALVE (INLET AND EXHAUST) HONDA GX-154 (BOTH EN-18D)	HONDA	GX-154		
E051H09490200N	ENGINE VALVE (INLET AND EXHAUST) HONDA GX-154 (INLET) EN-18D & (EXHAUST) EN-52	HONDA	GX-154		
E051H09380800N	ENGINE VALVE (INLET AND EXHAUST) HONDA GX-160 (BOTH EN-18D)	HONDA	GX-160		
E051H09380700N	ENGINE VALVE (INLET AND EXHAUST) HONDA GX-160 (BOTH EN-24)	HONDA	GX-160		

Item Code	Description	Engine	Model	O.E.M. No	Reference No
E051H09380200N	ENGINE VALVE (INLET AND EXHAUST) HONDA GX-160 (INLET) EN-18D & (EXHAUST) EN-52	HONDA	GX-160		
E051H09500200N	ENGINE VALVE (INLET AND EXHAUST) HONDA GX-220 (INLET) EN-18D & (EXHAUST) EN-52	HONDA	GX-220		
E051H09510200N	ENGINE VALVE (INLET AND EXHAUST) HONDA GX-270 (INLET) EN-18D & (EXHAUST) EN-52	HONDA	GX-270		
AE12863	ENGINE VALVE (INLET AND EXHAUST) HONDA GX-35 (INLET) EN-18D & (EXHAUST) 21/4N	HONDA	GX-35	IN. # 012120-00036 & EX. # 012120-00038	
AE13528	ENGINE VALVE (INLET AND EXHAUST) HONDA GX-35 (INLET) EN-18D & (EXHAUST)EN-52	HONDA	GX-35	IN. # 012120-00036 & EX. # 012120-00038	
E051H09420700N	ENGINE VALVE (INLET AND EXHAUST) HONDA GX-390 (BOTH EN-24)	HONDA	GX-390		
E051H09420200N	ENGINE VALVE (INLET AND EXHAUST) HONDA GX-390 (INLET) EN-18D & (EXHAUST) EN-52	HONDA	GX-390		
AE13457	ENGINE VALVE (INLET) HONDA D16W1, D16W5, D14Z6, D16V1, D17A (30.00 X 5.50 X 118.70) EN-18D	HONDA	D16W1, D16W5, D14Z6, D16V1, D17A	14711P1JE00, 14711P2A000, 14711P08000	QUEEN # 1839, SBI # 10524, MORESA # V-7009
AE13375	ENGINE VALVE (INLET) HONDA D16W1, D16W5, D14Z6, D16V1, D17A (30.00 X 5.50 X 118.70) EN-52	HONDA	D16W1, D16W5, D14Z6, D16V1, D17A	14711P1JE00, 14711P2A000, 14711P08000	QUEEN # 1839, SBI # 10524, MORESA # V-7009
AECO-NP-12562	ENGINE VALVE (INLET) HONDA F18A3, F20A3, F22A1, F22A4, F22A6, F22B2, F22B6 (34.00 X 5.50 X 112.00) EN-52	HONDA	F18A3, F20A3, F22A1, F22A4, F22A6, F22B2, F22B6	14711P0BA00, 14721P0JA00	QUEEN # 1177, SBI # 10432, MORESA # V-7031

Item Code	Description	Engine	Model	O.E.M. No	Reference No
AECO-NP-12542	ENGINE VALVE (INLET) HONDA F23A1, F23A4, F23A7, J30A1, J35A1 (34.00 X 116.00 X 5.49) EN-52	HONDA	F23A1, F23A4, F23A7, J30A1, J35A1	14711POHA00 , 14711PDAE00 , 14711POA000	QUEEN # 1477, MORESA # V-7053
E041H09530003N	ENGINE VALVE HONDA (AIR COMP.) IN. & EX. BOTH ARE SAME. (21/4 N)	HONDA	(AIR COMP.)		
AE12868	ENGINE VALVE HONDA 139-F (EXHAUST) 21/4N	HONDA	139-F		
AE12867	ENGINE VALVE HONDA 139-F (INLET) EN-18D	HONDA	139-F		
E041H09130001N	ENGINE VALVE HONDA CG-125 (EXHAUST) 21/4 N	HONDA	CG-125		
E041H09130002N	ENGINE VALVE HONDA CG-125 (INLET) 21/4 N	HONDA	CG-125		
E041H09550001Y	ENGINE VALVE HONDA CG-150 (EXHAUST) 21/4 N WITH STELLITE TIP	HONDA	CG-150		
E041H09550602Y	ENGINE VALVE HONDA CG-150 (INLET) EN-52	HONDA	CG-150		
E041H09540001Y	ENGINE VALVE HONDA CG-200,XL-200 (EXHAUST) 21/4 N WITH STELLITE TIP	HONDA	CG-200, XL-200		
E041H09540602Y	ENGINE VALVE HONDA CG-200,XL-200 (INLET) EN-52	HONDA	CG-200, XL-200		
E041H09220401N	ENGINE VALVE HONDA G-150 (EXHAUST) EN-18D	HONDA	G-150		
E041H09220501N	ENGINE VALVE HONDA G-150 (EXHAUST) EN-24	HONDA	G-150		
E041H09220601N	ENGINE VALVE HONDA G-150 (EXHAUST) EN-52	HONDA	G-150		
E041H09220402N	ENGINE VALVE HONDA G-150 (INLET) EN-18D	HONDA	G-150		
E041H09220502N	ENGINE VALVE HONDA G-150 (INLET) EN-24	HONDA	G-150		
E041H09230401N	ENGINE VALVE HONDA G-200 (EXHAUST) EN-18D	HONDA	G-200	OEM # 14721883000	
E041H09230501N	ENGINE VALVE HONDA G-200 (EXHAUST) EN-24	HONDA	G-200	OEM # 14721883000	
E041H09230601N	ENGINE VALVE HONDA G-200 (EXHAUST) EN-52	HONDA	G-200	OEM # 14721883000	

Item Code	Description	Engine	Model	O.E.M. No	Reference No
E041H09230402N	ENGINE VALVE HONDA G-200 (INLET) EN-18D	HONDA	G-200	OEM # 14711883000	
E041H09230502N	ENGINE VALVE HONDA G-200 (INLET) EN-24	HONDA	G-200	OEM # 14711883000	
E041H09310401N	ENGINE VALVE HONDA G-65 (EXHAUST) EN-18D	HONDA	G-65		
E041H09310402N	ENGINE VALVE HONDA G-65 (INLET) EN-18D	HONDA	G-65		
E041H09350401N	ENGINE VALVE HONDA GX-110 (EXHAUST) EN-18D	HONDA	GX-110		
E041H09350402N	ENGINE VALVE HONDA GX-110 (INLET) EN-18D	HONDA	GX-110		
E041H09370401N	ENGINE VALVE HONDA GX-140 (EXHAUST) EN-18D	HONDA	GX-140		
E041H09370601N	ENGINE VALVE HONDA GX-140 (EXHAUST) EN-52	HONDA	GX-140		
E041H09370402N	ENGINE VALVE HONDA GX-140 (INLET) EN-18D	HONDA	GX-140		
E041H09370602N	ENGINE VALVE HONDA GX-140 (INLET) EN-52	HONDA	GX-140		
E041H09490001N	ENGINE VALVE HONDA GX-154 (EXHAUST) 21/4 N	HONDA	GX-154		
E041H09490601Y	ENGINE VALVE HONDA GX-154 (EXHAUST) EN-52	HONDA	GX-154		
E041H09490402Y	ENGINE VALVE HONDA GX-154 (INLET) EN-18D	HONDA	GX-154		
E041H09490602N	ENGINE VALVE HONDA GX-154 (INLET) EN-52	HONDA	GX-154		
E041H09380401N	ENGINE VALVE HONDA GX-160 (EXHAUST) EN-18D	HONDA	GX-160		
E041H09380501N	ENGINE VALVE HONDA GX-160 (EXHAUST) EN-24	HONDA	GX-160		
E041H09380601N	ENGINE VALVE HONDA GX-160 (EXHAUST) EN-52	HONDA	GX-160		
E041H09380402N	ENGINE VALVE HONDA GX-160 (INLET) EN-18D	HONDA	GX-160		
E041H09380502N	ENGINE VALVE HONDA GX-160 (INLET) EN-24	HONDA	GX-160		
E041H09500601Y	ENGINE VALVE HONDA GX-220 (EXHAUST) EN-52	HONDA	GX-220		
E041H09500402Y	ENGINE VALVE HONDA GX-220 (INLET) EN-18D	HONDA	GX-220		

Item Code	Description	Engine	Model	O.E.M. No	Reference No
E041H09510601Y	ENGINE VALVE HONDA GX-270 (EXHAUST) EN-52	HONDA	GX-270		
E041H09510402Y	ENGINE VALVE HONDA GX-270 (INLET) EN-18D	HONDA	GX-270		
AE12865	ENGINE VALVE HONDA GX-35 (EXHAUST) 21/4N	HONDA	GX-35	12120-00038	
AE13529	ENGINE VALVE HONDA GX-35 (EXHAUST) EN-52	HONDA	GX-35	EX. # 012120-00038	
AE12864	ENGINE VALVE HONDA GX-35 (INLET) EN-18D	HONDA	GX-35	012120-00036	
E041H09420001N	ENGINE VALVE HONDA GX-390 (EXHAUST) 21/4 N	HONDA	GX-390		
E041H09420501N	ENGINE VALVE HONDA GX-390 (EXHAUST) EN-24	HONDA	GX-390		
E041H09420601N	ENGINE VALVE HONDA GX-390 (EXHAUST) EN-52	HONDA	GX-390		
E041H09420402N	ENGINE VALVE HONDA GX-390 (INLET) EN-18D	HONDA	GX-390		
E041H09420502N	ENGINE VALVE HONDA GX-390 (INLET) EN-24	HONDA	GX-390		
E041H09420602N	ENGINE VALVE HONDA GX-390 (INLET) EN-52	HONDA	GX-390		
AE13134	ENGINE VALVE (EXHAUST) HYUNDAI L2K, G4LA (21/4N)	HYUNDAI	L2K, G4LA	OEM # 2221203201 & 2221203000	QUEEN # 2910
AECO-NP-11935	ENGINE VALVE (INLET AND EXHAUST) HYUNDAI 8V-91A (INLET) EN-52 & (EXHAUST) 21/4 N	HYUNDAI	8V-91A	924870025 & 924870024	QUEEN # 1649 & 1650
AECO-NP-11933	ENGINE VALVE (INLET AND EXHAUST) HYUNDAI ACCENT 1300 (INLET) EN-52 & (EXHAUST) 21/4 N	HYUNDAI	ACCENT 1300	2221122003 & 2221222011	DOKURO # EMB0371 & EMB5371
AECO-NP-11934	ENGINE VALVE (INLET AND EXHAUST) HYUNDAI ATOS (INLET) EN-52 & (EXHAUST) 21/4 N	HYUNDAI	ATOS	2221102500, 2221102510 & 2221202500	QUEEN # 1649 & 1650
AE13133	ENGINE VALVE (INLET) HYUNDAI L2K, G4LA (EN-52)	HYUNDAI	L2K, G4LA	OEM # 2221103201 & 2221103000	QUEEN # 2909

Item Code	Description	Engine	Model	O.E.M. No	Reference No
E041H10150001N	ENGINE VALVE HYUNDAI 8V-91A (EXHAUST) 21/4 N	HYUNDAI	8V-91A	OEM #=92487-0024	
E041H10150602N	ENGINE VALVE HYUNDAI 8V-91A (INLET) EN-52	HYUNDAI	8V-91A	OEM #=92487-0025	
E041H10160001N	ENGINE VALVE HYUNDAI ACCENT 1300 (EXHAUST) 21/4 N	HYUNDAI	ACCENT 1300	OEM # 2221222011	DOKURO # EMB-5371
AECO-NP-04855	ENGINE VALVE HYUNDAI ACCENT 1300 (EXHAUST) EN-52	HYUNDAI	ACCENT 1300	2221222011	DOKURO # EMB5371
AECO-NP-04854	ENGINE VALVE HYUNDAI ACCENT 1300 (INLET) EN-18D	HYUNDAI	ACCENT 1300	2221122003	DOKURO # EMB0371
E041H10160602N	ENGINE VALVE HYUNDAI ACCENT 1300 (INLET) EN-52	HYUNDAI	ACCENT 1300	OEM # 2221122003	DOKURO # EMB-0371
E041H10140301N	ENGINE VALVE HYUNDAI ATOS (EXHAUST) BI-METAL	HYUNDAI	ATOS	OEM # 2221202500	QUEEN # 1650
E041H10140602N	ENGINE VALVE HYUNDAI ATOS (INLET) EN-52	HYUNDAI	ATOS	OEM # 2221102500 & 2221102510	QUEEN # 1649
AECO-NP-10092	ENGINE VALVE HYUNDAI D3EA, D4EA (EXHAUST) 21/4 N (24.40 X 6.00 X 95.40 X 45°)	HYUNDAI	D3EA, D4EA	2221227000 & 2221227001	FRECCIA # 6240
AECO-NP-10091	ENGINE VALVE HYUNDAI D3EA, D4EA (INLET) EN-52 (28.50 X 6.00 X 95.70 X 45°)	HYUNDAI	D3EA, D4EA	2221127000 & 2221127001	FRECCIA # 6239
AECO-NP-10101	ENGINE VALVE HYUNDAI D4BA, D4BB (EXHAUST) 21/4 N (36.00 X 8.00 X 132.00 X 45°)	HYUNDAI	D4BA, D4BB	2221242220	
AECO-NP-10100	ENGINE VALVE HYUNDAI D4BA, D4BB (INLET) EN-52 (42.00 X 8.00 X 132.20 X 45°)	HYUNDAI	D4BA, D4BB	2221142220	
AECO-NP-11937	ENGINE VALVE (INLET AND EXHAUST) IFA W50 (INLET) EN-52 & (EXHAUST) 21/4 N	IFA	W50		
E042i01010001N	ENGINE VALVE IFA W50 (EXHAUST) 21/4 N	IFA	W50		
AECO-NP-00688	ENGINE VALVE IFA W50 (EXHAUST) BI-METAL	IFA	W50		
AECO-NP-04240	ENGINE VALVE IFA W50 (INLET) EN-18D	IFA	W50		
E041i01010602N	ENGINE VALVE IFA W50 (INLET) EN-52	IFA	W50		

Item Code	Description	Engine	Model	O.E.M. No	Reference No
E051i07030817N	ENGINE VALVE (INLET AND EXHAUST) IMT 533,539 (BOTH EN-18D) 0.50MM OVERSIZE	IMT	533, 539	(IN.) 31431261 & (EX.) 31431951, 0910002	TRW # (IN.) 105-02076 (EX.) 105- 02077 & AE # (IN.) V90856 (EX.) V90857 QUEEN # (EX.) 0556
E051i07030818N	ENGINE VALVE (INLET AND EXHAUST) IMT 533,539 (BOTH EN-18D) 0.80MM OVERSIZE	IMT	533, 539	(IN.) 31431261 & (EX.) 31431951, 0910002	TRW # (IN.) 105-02076 (EX.) 105- 02077 & AE # (IN.) V90856 (EX.) V90857 QUEEN # (EX.) 0556
E051i07030816N	ENGINE VALVE (INLET AND EXHAUST) IMT 533,539 (BOTH EN-18D) STD	IMT	533, 539	(IN.) 31431261 & (EX.) 31431951, 0910002	TRW # (IN.) 105-02076 (EX.) 105- 02077 & AE # (IN.) V90856 (EX.) V90857 QUEEN # (EX.) 0556
E051i07030217N	ENGINE VALVE (INLET AND EXHAUST) IMT 533,539 (INLET) EN-18D & (EXHAUST) EN-52 (0.50MM OVERSIZE)	IMT	533, 539	(IN.) 31431261 & (EX.) 31431951, 0910002	TRW # (IN.) 105-02076 (EX.) 105- 02077 & AE # (IN.) V90856 (EX.) V90857 QUEEN # (EX.) 0556
E051i07030218N	ENGINE VALVE (INLET AND EXHAUST) IMT 533,539 (INLET) EN-18D & (EXHAUST) EN-52 (0.80MM OVERSIZE)	IMT	533, 539	(IN.) 31431261 & (EX.) 31431951, 0910002	TRW # (IN.) 105-02076 (EX.) 105- 02077 & AE # (IN.) V90856 (EX.) V90857 QUEEN # (EX.) 0556

Item Code	Description	Engine	Model	O.E.M. No	Reference No
E051i07030216N	ENGINE VALVE (INLET AND EXHAUST) IMT 533,539 (INLET) EN-18D & (EXHAUST) EN-52 (STD)	IMT	533, 539	(IN.) 31431261 & (EX.) 31431951, 0910002	TRW # (IN.) 105-02076 (EX.) 105- 02077 & AE # (IN.) V90856 (EX.) V90857 QUEEN # (EX.) 0556
E051i07070217N	ENGINE VALVE (INLET AND EXHAUST) IMT 577 (INLET) EN-18D & (EXHAUST) EN-52 (0.50MM OVERSIZE)	IMT	577	(IN.) 31431641, 31431103, 31431311, 739027M1 & (EX.) 31431109, 31431931, 31431791, 3142A052	TRW # (IN.) 105-03365 (EX.) 105- 03366 & AE # (IN.) V3365 V33943 (EX.) V34101 V35048 V35052 V91
E051i07070218N	ENGINE VALVE (INLET AND EXHAUST) IMT 577 (INLET) EN-18D & (EXHAUST) EN-52 (0.80MM OVERSIZE)	IMT	577	(IN.) 31431641, 31431103, 31431311, 739027M1 & (EX.) 31431109, 31431931, 31431791, 3142A052	TRW # (IN.) 105-03365 (EX.) 105- 03366 & AE # (IN.) V3365 V33943 (EX.) V34101 V35048 V35052 V91
E051i07070216N	ENGINE VALVE (INLET AND EXHAUST) IMT 577 (INLET) EN-18D & (EXHAUST) EN-52 (STD)	IMT	577	(IN.) 31431641, 31431103, 31431311, 739027M1 & (EX.) 31431109, 31431931, 31431791, 3142A052	TRW # (IN.) 105-03365 (EX.) 105- 03366 & AE # (IN.) V3365 V33943 (EX.) V34101 V35048 V35052 V91
E041i07030656Y	ENGINE VALVE IMT 533,539 (EXHAUST) EN-52 (0.50MM OVERSIZE) RIM WIDTH-1.70MM	IMT	533, 539	31431951, 0910002	TRW # 105- 02077 AE # V90857 & QUEEN # 0556

Item Code	Description	Engine	Model	O.E.M. No	Reference No
E041i07030657Y	ENGINE VALVE IMT 533,539 (EXHAUST) EN-52 (0.80MM OVERSIZE) RIM WIDTH-2.00MM	IMT	533, 539	31431951, 0910002	TRW # 105-02077 AE # V90857 & QUEEN # 0556
E041i07030655Y	ENGINE VALVE IMT 533,539 (EXHAUST) EN-52 (STD) RIM WIDTH-1.20MM	IMT	533, 539	31431951, 0910002	TRW # 105-02077 AE # V90857 & QUEEN # 0556
E041i07030452N	ENGINE VALVE IMT 533,539 (INLET) EN-18D (0.50MM OVERSIZE) RIM WIDTH-1.70MM	IMT	533, 539	OEM # 31431261	TRW # 105-02076 & AE # V90856
E041i07030453N	ENGINE VALVE IMT 533,539 (INLET) EN-18D (0.80MM OVERSIZE) RIM WIDTH-2.00MM	IMT	533, 539	OEM # 31431261	TRW # 105-02076 & AE # V90856
E041i07030451N	ENGINE VALVE IMT 533,539 (INLET) EN-18D (STD) RIM WIDTH-1.20MM	IMT	533, 539	OEM # 31431261	TRW # 105-02076 & AE # V90856
E041i07030652Y	ENGINE VALVE IMT 533,539 (INLET) EN-52 (0.50MM OVERSIZE) RIM WIDTH-1.70MM	IMT	533, 539	OEM # 31431261	TRW # 105-02076 & AE # V90856
E041i07030653Y	ENGINE VALVE IMT 533,539 (INLET) EN-52 (0.80MM OVERSIZE) RIM WIDTH-2.00MM	IMT	533, 539	OEM # 31431261	TRW # 105-02076 & AE # V90856
E041i07030651Y	ENGINE VALVE IMT 533,539 (INLET) EN-52 (STD) RIM WIDTH-1.20MM	IMT	533, 539	OEM # 31431261	TRW # 105-02076 & AE # V90856
E041i07070656Y	ENGINE VALVE IMT 577 (EXHAUST) EN-52 (0.50MM OVERSIZE) RIM WIDTH-1.70MM	IMT	577	31431109, 31431931, 31431791 & 3142A052	TRW # 105-03366 & AE # V34101 V35048 V35052 & V91184

Item Code	Description	Engine	Model	O.E.M. No	Reference No
E041i07070657Y	ENGINE VALVE IMT 577 (EXHAUST) EN-52 (0.80MM OVERSIZE) RIM WIDTH-2.00MM	IMT	577	31431109, 31431931, 31431791 & 3142A052	TRW # 105-03366 & AE # V34101 V35048 V35052 & V91184
E041i07070655Y	ENGINE VALVE IMT 577 (EXHAUST) EN-52 (STD) RIM WIDTH-1.20MM	IMT	577	31431109, 31431931, 31431791 & 3142A052	TRW # 105-03366 & AE # V34101 V35048 V35052 & V91184
E041i07070452N	ENGINE VALVE IMT 577 (INLET) EN-18D (0.50MM OVERSIZE) RIM WIDTH-1.70MM	IMT	577	31431641, 31431103, 31431311 & 739027M1	TRW # 105-03365 & AE # V33943
E041i07070453N	ENGINE VALVE IMT 577 (INLET) EN-18D (0.80MM OVERSIZE) RIM WIDTH-2.00MM	IMT	577	31431641, 31431103, 31431311 & 739027M1	TRW # 105-03365 & AE # V33943
E041i07070451N	ENGINE VALVE IMT 577 (INLET) EN-18D (STD) RIM WIDTH-1.20MM	IMT	577	31431641, 31431103, 31431311 & 739027M1	TRW # 105-03365 & AE # V33943
E051i03241000N	ENGINE VALVE (INLET AND EXHAUST) INTERNATIONAL DT-466 (BOTH 21/4 N OR BI-METAL)	INTERNATIONAL (IHC)	DT-466	(IN.) 675046C2, 675046C4 & (EX.) 676865C2, 676865C3, 676865C4	(IN.) SBI # 01423 F.P. DIESEL # FP675046 & S.P. # V2089 & (EX.) SBI # 01422S MANLEY # AX2627 & S.P
AE12503	ENGINE VALVE (INLET AND EXHAUST) INTERNATIONAL DT-466 (INLET) EN-52 & (EXHAUST) 21/4 N OR BI-METAL	INTERNATIONAL (IHC)	DT-466	OEM # (IN.) 675046C2, 675046C4, & (EX.) 676865C2, 676865C3, 676865C4	(IN.) SBI # 01423 F.P. DIESEL # FP675046 & S.P. # V2089 & (EX.) SBI # 01422S MANLEY # AX2627 & S.P

Item Code	Description	Engine	Model	O.E.M. No	Reference No
AECO-NP-11941	ENGINE VALVE (INLET AND EXHAUST) INTERNATIONAL DT-466E, 530E (INLET) EN-52 & (EXHAUST) 21/4 N	INTERNATIONAL (IHC)	DT-466E, 530E	1823875C1,1823875C2, 1823875C3, 1824840C1,1824840C2 & 1842912C1	SBI # 01945 & 01946S
E041i03050001N	ENGINE VALVE INTERNATIONAL BD-154 (B414/424/434/444) EXHAUST (21/4 N) 29.60 X 8.65 X 147.70 X 45°	INTERNATIONAL (IHC)	BD-154 (B414/424/434/444)	OEM # 3043825R1 & 3043826R1	QUEEN # 1976 BEPCO # 25/43-21 & SPAREX # S.57605
E041i03050602N	ENGINE VALVE INTERNATIONAL BD-154 (B414/424/434/444) INLET (EN-52) 37.30 X 8.67 X 147.70 X 45°	INTERNATIONAL (IHC)	BD-154 (B414/424/434/444)	OEM # 3040361R1	QUEEN # 1975 BEPCO # 25/42-21 & SPAREX # S.57603
E041i03070601N	ENGINE VALVE INTERNATIONAL BD-264 (B450),BD-281/75 (EXHAUST) EN-52	INTERNATIONAL (IHC)	BD-264 (B450), BD-281/75	OEM # 701433R1	AE # V2831 QUEEN # 2522 & PART # 3292-0689
E041i03070602N	ENGINE VALVE INTERNATIONAL BD-264 (B450),BD-281/75 (INLET) EN-52	INTERNATIONAL (IHC)	BD-264 (B450), BD-281/75	OEM # 701432R1	AE # V2256 & QUEEN # 0424 & PART # 3264-1151
E041i03080001N	ENGINE VALVE INTERNATIONAL D-155,D-179,D-206,D-239,DT-239,D-310,D-358,DT-358 (EXHAUST) 21/4 N	INTERNATIONAL (IHC)	D-155, D-179, D-206, D-239, DT-239, D-310, D-358, DT-358	OEM # 3055056R1 & 3055056R2	QUEEN # 2053 TRW # 648208 & AE # V90035
E041i03080602N	ENGINE VALVE INTERNATIONAL D-155,D-179,D-206,D-239,DT-239,D-310,D-358,DT-358 (INLET) EN-52	INTERNATIONAL (IHC)	D-155, D-179, D-206, D-239, DT-239, D-310, D-358, DT-358	OEM # 3055055R1 & 3055055R2	QUEEN # 2054 TRW # 648207 & AE # V90034
E041i03300602N	ENGINE VALVE INTERNATIONAL DI-575 (INLET) EN-52	INTERNATIONAL (IHC)	DI-575		QUEEN # 0895
E041i03230001N	ENGINE VALVE INTERNATIONAL DT-360 (EXHAUST) 21/4 N	INTERNATIONAL (IHC)	DT-360	OEM # 1810086C1 & 1810086C2	SBI # 01574S

Item Code	Description	Engine	Model	O.E.M. No	Reference No
E041i03230002N	ENGINE VALVE INTERNATIONAL DT-360 (INLET) 21/4 N	INTERNATIONAL (IHC)	DT-360	676687C1, 676687C2, 676687C4 & 675574C2	SBI # 01520
E041i03230602N	ENGINE VALVE INTERNATIONAL DT-360 (INLET) EN-52	INTERNATIONAL (IHC)	DT-360	676687C1, 676687C2, 676687C4 & 675574C2	SBI # 01520
AE12504	ENGINE VALVE INTERNATIONAL DT-360 (INLET) EN-52 & (EXHAUST) 21/4 N	INTERNATIONAL (IHC)	DT-360	OEM # IN-676687C1, 676687C2, 676687C4, & 675574C2 & EX-1810086C1 & 1810086C2	IN-SBI # 01520 & EX-SBI # 01574S
E041i03340001N	ENGINE VALVE INTERNATIONAL DT-408,DT-466,530 (EXHAUST) 21/4N	INTERNATIONAL (IHC)	DT-408, DT-466, 530	OEM # 1824838C1 & 1818579C1	SBI # 01900S
E041i03340602N	ENGINE VALVE INTERNATIONAL DT-408,DT-466,530 (INLET) EN-52	INTERNATIONAL (IHC)	DT-408, DT-466, 530	OEM # 1818580C1	SBI # 01899 & QUEEN # 1945
E041i03380001N	ENGINE VALVE INTERNATIONAL DT-444 (EXHAUST) 21/4 N (40.51 X 9.44T X 144.02 X 37° X 1G)	INTERNATIONAL (IHC)	DT-444	1804468C1, 1805917C1, 1809323C1, 1811191C1, 1811191C2 & 1811191C3*	AE CLEVITE # E1542 MANLEY # A0403 A2001 A403 ELGIN # E2001 FEDERAL MOGUL/SEAL D POWER # V2302
E041i03380067N	ENGINE VALVE INTERNATIONAL DT-444 (EXHAUST) 21/4 N (42.67 X 7.93 X 147.29 X 37.5° X 1G)	INTERNATIONAL (IHC)	DT-444	OEM # 1814280C1 & 1823452C1	AE CLEVITE # 2114080MANL EY # A3191ELGIN # E3191FEDERA L MOGUL/SEAL D POWER # V4495 & SBI # 01786

Item Code	Description	Engine	Model	O.E.M. No	Reference No
E041i03380668N	ENGINE VALVE INTERNATIONAL DT-444 (INLET) EN-52 (42.67 X 7.93 X 147.45 X 30° X 1G)	INTERNATIONAL (IHC)	DT-444	1814424C1 & 1823453C1*	AE CLEVITE # 2114079 MANLEY # S3188 ELGIN # I3188 FEDERAL MOGUL/SEAL D POWER # V4494 & SBI # 01785
E041i03380602N	ENGINE VALVE INTERNATIONAL DT-444 (INLET) EN-52 (47.68 X 9.45 X 144.45 X 30° X 1G)	INTERNATIONAL (IHC)	DT-444	1804330C1 & 1804330C2*	AE CLEVITE # I1543 MANLEY # S1998 S2262 ELGIN # I1998 FEDERAL MOGUL/SEAL D POWER # V2303
E041i03240101N	ENGINE VALVE INTERNATIONAL DT-466 (EXHAUST) 21/4 N OR BI-METAL	INTERNATIONAL (IHC)	DT-466	676865C2, 676865C3 & 676865C4	SBI # 01422S MANLEY # AX2627 & S.P. # V2088X
E041i03240102N	ENGINE VALVE INTERNATIONAL DT-466 (INLET) 21/4 N OR BI-METAL	INTERNATIONAL (IHC)	DT-466	OEM # 675046C2 & 675046C4	SBI # 01423 F.P. DIESEL # FP675046 & S.P. # V2089
E041i03240602N	ENGINE VALVE INTERNATIONAL DT-466 (INLET) EN-52	INTERNATIONAL (IHC)	DT-466	OEM # 675046C2 & 675046C4	SBI # 01423 F.P. DIESEL # FP675046 & S.P. # V2089
E041i03370001N	ENGINE VALVE INTERNATIONAL DT-466E, 530E (EXHAUST) 21/4 N	INTERNATIONAL (IHC)	DT-466E, 530E	1824840C1, 1824840C2 & 1842912C1	SBI # 01946S
E041i03330602N	ENGINE VALVE INTERNATIONAL DT-466E, 530E (INLET) EN-52 (Ø50.04 X Ø9.45 X 152.20 X 30° X 1G)	INTERNATIONAL (IHC)	DT-466E, 530E	1826471C1, 1826471C2 & 1842913C1	SBI # 02131
E041i03350301Y	ENGINE VALVE INTERNATIONAL DT-466E,530E (EXHAUST) BI-METAL	INTERNATIONAL (IHC)	DT-466E, 530E	1824840C1, 1824840C2 & 1842912C1	SBI # 01946S

Item Code	Description	Engine	Model	O.E.M. No	Reference No
E041i03350602Y	ENGINE VALVE INTERNATIONAL DT-466E,530E (INLET) EN-52	INTERNATIONAL (IHC)	DT-466E, 530E	1823875C1, 1823875C2 & 1823875C3	SBI # 01945
AECO-NP-11938	ENGINE VALVE(INLET AND EXHAUST)INTERNATIONAL BD-154(B414/424/434/444)(INLET)EN-52 &(EXHAUST)2 1/4 N	INTERNATIONAL (IHC)	BD-154 (B414/424/434/444)	3040361R1, 3043825R1 & 3043826R1	QUEEN # 1975 1976 BEPCO # 25/4221 25/4321 & SPAREX # S.57603 S.57605
AECO-NP-11939	ENGINE VALVE(INLET AND EXHAUST)INTERNATIONAL BD-264(B450), BD-281/75(INLET)EN-52 &(EXHAUST)2 1/4 N	INTERNATIONAL (IHC)	BD-264 (B450), BD-281/75	701432R1 & 701433R1	AE # V2256 V2831 & QUEEN # 0424 2522 & PART # 32641151 32920689
AECO-NP-11940	ENGINE VALVE(INLET AND EXHAUST)INTERNATIONAL D-155,D-179,D-206,D-239,DT-239,D-310,D-358,DT-358(INLET)EN-52 &(EXHAUST)2 1/4 N	INTERNATIONAL (IHC)	D-155, D-179, D-206, D-239, DT-239, D-310, D-358, DT-358	3055055R1, 3055055R2, 701433R1, 3055056R1 & 3055056R2	QUEEN # 2054 2053 TRW # 648207 648208 & AE # V90034 V90035
E051i05000000Y	ENGINE VALVE (INLET AND EXHAUST) ISUZU (INLET) EN-52 & (EXHAUST) 2 1/4 N	ISUZU	ISUZU		

Item Code	Description	Engine	Model	O.E.M. No	Reference No
E051i05090003N	ENGINE VALVE (INLET AND EXHAUST) ISUZU 4BA1,4BB1,4BC1,4BC2,4BD1,4BE1,6BB1,6BD1,6BF1 (3-6) INLET (EN-52) & EXHAUST (21/4 N) 1 SET OF 8 NOS.	ISUZU	4BA1, 4BB1, 4BC1, 4BC2, 4BD1, 4BE1, 6BB1, 6BD1, 6BF1 (3-6)	(IN.) 9125518010, 1125510500, 1125510540, 5125510060, 5125510240, 8941295500, 8970287020, 8970343790 & (EX.) 9125522400, 1125520250, 5125520250, 5125520300, 5125520310, 5125520360, 8970850662	DOKURO # (IN.) IIS-0154 QUEEN # 0487 & (EX.) EIS- 5154 QUEEN # 0488
AECO-NP-11943	ENGINE VALVE (INLET AND EXHAUST) ISUZU 4ZD1, 4ZE1 (INLET) EN-52 & (EXHAUST) 21/4 N	ISUZU	4ZD1, 4ZE1	8941742220, 8941742221, 8944470250, 8941742231, 8944470260, 8971102560 & 8944470740	SBI # 10219 10221S MANLEY # S2802 AX2799 TRW # V3823 V3824 & DOKURO # IIS0197 EIS5197
AECO-NP-11944	ENGINE VALVE (INLET AND EXHAUST) ISUZU 4ZD1, 4ZE1 (INLET) EN-52 & (EXHAUST) 21/4 N	ISUZU	4ZC1, 4ZD1	8942512750, 8941539690, 8942512760, 8941367270, 8942514400, 8942510440, 8944410740, 8944410510 & 8971197510	SBI # 10218 10220S MANLEY # S2884 AX2913 TRW # V3626 AS3627 & DOKURO # IIS0186 EIS5186
E051i05460003N	ENGINE VALVE (INLET AND EXHAUST) ISUZU 6HE1,6HH1 (4-3) 1 SET OF 8 NOS. (IN.) EN-52 & (EX.) 21/4 N	ISUZU	6HE1, 6HH1	OEM # (IN.) 8943941601 & (EX.) 8943954620	DOKURO # (IN.) IIS-0211 & (EX.) EIS- 5211
E041i05000001Y	ENGINE VALVE ISUZU (EXHAUST) 21/4 N	ISUZU	ISUZU		

Item Code	Description	Engine	Model	O.E.M. No	Reference No
E041i05000602Y	ENGINE VALVE ISUZU (INLET) EN-52	ISUZU	ISUZU		
E041i05050001Y	ENGINE VALVE ISUZU 4BA1,4BB1,4BC1,4BC2,4BD1,4BE1,6BB1,6BD1,6BF1 (3-6) EXHAUST (21/4 N)	ISUZU	4BA1, 4BB1, 4BC1, 4BC2, 4BD1, 4BE1, 6BB1, 6BD1, 6BF1 (3-6)	9125522400, 1125520250, 5125520250, 5125520300, 5125520310, 5125520360 & 8970850662	DOKURO # EIS-5154 & QUEEN # 0488
E041i05050602Y	ENGINE VALVE ISUZU 4BA1,4BB1,4BC1,4BC2,4BD1,4BE1,6BB1,6BD1,6BF1 (3-6) INLET (EN-52)	ISUZU	4BA1, 4BB1, 4BC1, 4BC2, 4BD1, 4BE1, 6BB1, 6BD1, 6BF1 (3-6)	9125518010, 1125510500, 1125510540, 5125510060, 5125510240, 8941295500, 8970287020 & 8970343790,1 125518010	DOKURO # IIS-0154 & QUEEN # 0487
AECO-NP-10047	ENGINE VALVE ISUZU 4JA1, 4JB1 (EXHAUST) 21/4 N (35.70 X 8.00 X 118.00 X 45°)	ISUZU	4JA1, 4JB1	894247875-1, 894133875-1, 894433245-0 & 897010463-0	QUEEN # EIS5192
AECO-NP-10046	ENGINE VALVE ISUZU 4JA1, 4JB1 (INLET) EN-52 (40.00 X 8.00 X 118.20 X 45°)	ISUZU	4JA1, 4JB1	894133275-1, 894133275-0, 894464921-0 & 997010464-0	QUEEN # IIS0192
AECO-NP-12479	ENGINE VALVE ISUZU 4JG2 (INLET) EN-52 (42.20 X 8.00 X 118.10)	ISUZU	4JG2	8971317290 & 8971317291	
E041i05410301N	ENGINE VALVE ISUZU 4ZC1,4ZD1 (EXHAUST) BI-METAL	ISUZU	4ZC1, 4ZD1	8942512760, 8941367270, 8942514400, 8942510440, 8944410740, 8944410510 & 8971197510	SBI # 10220S MANLEY # AX2913 TRW # AS3627 & DOKURO # EIS-5186

Item Code	Description	Engine	Model	O.E.M. No	Reference No
E041i05410602N	ENGINE VALVE ISUZU 4ZC1,4ZD1 (INLET) EN-52	ISUZU	4ZC1, 4ZD1	OEM # 8942512750 & 8941539690	SBI # 10218 MANLEY # S2884 TRW # V3626 & DOKURO # IIS- 0186
E041i05020201N	ENGINE VALVE ISUZU 4ZD1,4ZE1 (EXHAUST) 21/4 N WITH STELLITE TIP	ISUZU	4ZD1, 4ZE1	8941742231, 8944470260, 8971102560 & 8944470740	SBI # 10221S MANLEY # AX2799 TRW # V3824 & DOKURO # EIS- 5197
E041i05020602N	ENGINE VALVE ISUZU 4ZD1,4ZE1 (INLET) EN-52	ISUZU	4ZD1, 4ZE1	8941742220, 8941742221 & 8944470250	SBI # 10219 MANLEY # S2802 TRW # V3823 & DOKURO # IIS- 0197
E041i05460001Y	ENGINE VALVE ISUZU 6HE1,6HH1 (4-3) EXHAUST (21/4 N)	ISUZU	6HE1, 6HH1	OEM # 8943954620, 8970604150, 8971891140 & 8972195092	DOKURO # EIS- 5211 & SBI # 02238
E041i05460602Y	ENGINE VALVE ISUZU 6HE1,6HH1 (4-3) INLET (EN-52)	ISUZU	6HE1, 6HH1	OEM # 8943941601 & 8943951131	DOKURO # IIS- 0211, SBI # 02237
AECO-NP-12481	ENGINE VALVE ISUZU 6SA1,6SD1, 6SD1-TC (EXHAUST) 21/4N (46.10 X 10.00 X 132.00)	ISUZU	6SA1, 6SD1, 6SD1-TC	1125520850, 1125520500, 1125521080, 1125521081, 1125521082	
AECO-NP-12480	ENGINE VALVE ISUZU 6SA1,6SD1, 6SD1-TC (INLET) EN-52 (48.00 X 10.00 X 132.00)	ISUZU	6SA1, 6SD1, 6SD1-TC	1125510890	

Item Code	Description	Engine	Model	O.E.M. No	Reference No
AECO-NP-12478	ENGINE VALVE ISUZU C-240,C-190 (EXHAUST) 21/4N (32.20 X 8.00 X 116.00	ISUZU	C-240, C-190	9125528010,9125528011,5125520140,5125520260,8940273070,8941188390,9125520710,9125520900	
AECO-NP-12477	ENGINE VALVE ISUZU C-240,C-190 (INLET) EN-52 (38.00 X 8.00 X 116.00	ISUZU	C-240, C-190	8940265710,8941307490,9125510370,9125510930,9125510932,9125518020,9125518021	
E051J04030800N	ENGINE VALVE (INLET AND EXHAUST) JENBACH JW-15 (IN. & EX. BOTH ARE SAME.) EN-18D	JENBACH	JW-15	OEM # C0720	
E051J04040806N	ENGINE VALVE (INLET AND EXHAUST) JENBACH JW-20 (BOTH EN-18D) RADIUS TYPE COLLET GROOVE (AG)	JENBACH	JW-20		
E051J04040400N	ENGINE VALVE (INLET AND EXHAUST) JENBACH JW-20 (INLET) EN-18D & (EXHAUST) 21/4 N (RADIUS TYPE COLLET GROOVE) AG	JENBACH	JW-20		
AECO-NP-11946	ENGINE VALVE (INLET AND EXHAUST) JENBACH JW-20 (INLET) EN-52 & (EXHAUST) 21/4 N	JENBACH	JW-20		
E041J04030403N	ENGINE VALVE JENBACH JW-15 (IN. & EX. BOTH ARE SAME.) EN-18D	JENBACH	JW-15	OEM # C0720	
E041J04040014N	ENGINE VALVE JENBACH JW-20 (EXHAUST) 21/4 N (RADIUS TYPE COLLET GROOVE) AG	JENBACH	JW-20		
E041J04040414N	ENGINE VALVE JENBACH JW-20 (EXHAUST) EN-18D (RADIUS TYPE COLLET GROOVE) AG	JENBACH	JW-20		

Item Code	Description	Engine	Model	O.E.M. No	Reference No
E041J04040446N	ENGINE VALVE JENBACH JW-20 (EXHAUST) EN-18D (SQUARE TYPE COLLET GROOVE)	JENBACH	JW-20		
E041J04040415N	ENGINE VALVE JENBACH JW-20 (INLET) EN-18D (RADIUS TYPE COLLET GROOVE) AG	JENBACH	JW-20		
E041J04040443N	ENGINE VALVE JENBACH JW-20 (INLET) EN-18D (SQUARE TYPE COLLET GROOVE)	JENBACH	JW-20		
AE12534	ENGINE VALVE (INLET & EXHAUST) JIANG DONG ZH-1115 (IN.-EN18D & EX.-EN52)	JIANG DONG	ZH-1115		
E051D15190800N	ENGINE VALVE (INLET AND EXHAUST) JIANG DONG ZH-1115 WA/S-1115 (BOTH EN-18D)	JIANG DONG	ZH-1115 WA		
E041D15190401N	ENGINE VALVE JIANG DONG ZH-1115 WA/S-1115 (EXHAUST) EN-18D	JIANG DONG	ZH-1115 WA/S-1115		
E041D15190402N	ENGINE VALVE JIANG DONG ZH-1115 WA/S-1115 (INLET) EN-18D	JIANG DONG	ZH-1115 WA/S-1115		
E051J08010000N	ENGINE VALVE (INLET AND EXHAUST) JOHN DEERE 1020,2020,3030 (INLET) EN-52 & (EXHAUST) 21/4 N	JOHN DEERE	1020, 2020, 3030 (INLET) EN-52 & (EXHAUST) 21/4 N	(IN.) R52251, R79623 & CDX0881 & (EX.) R52252, R79624 & CDX0634A	QUEEN # (IN.) 0760 (EX.) 0761 & SBI # (IN.) 01234 & (EX.) 01233
E041J08010001N	ENGINE VALVE JOHN DEERE 1020,2020,3030 (EXHAUST) 21/4 N	JOHN DEERE	1020, 2020, 3030	R79624, R52252 & CDX0634A	QUEEN # 0761 & SBI # 01233
E041J08010119N	ENGINE VALVE JOHN DEERE 1020,2020,3030 (EXHAUST) 21/4 N OR BI-METAL (0.015")	JOHN DEERE	1020, 2020, 3030	OEM # R57335	VAPORMATIC # VPA1362
E041J08010601N	ENGINE VALVE JOHN DEERE 1020,2020,3030 (EXHAUST) EN-52	JOHN DEERE	1020, 2020, 3030	R79624, R52252 & CDX0634A	QUEEN # 0761 & SBI # 01233
E041J08010619N	ENGINE VALVE JOHN DEERE 1020,2020,3030 (EXHAUST) EN-52 (0.015)	JOHN DEERE	1020, 2020, 3030	OEM # R57335	VAPORMATIC # VPA1362

Item Code	Description	Engine	Model	O.E.M. No	Reference No
E041J08010602N	ENGINE VALVE JOHN DEERE 1020,2020,3030 (INLET) EN-52	JOHN DEERE	1020, 2020, 3030	R79623, R52251 & CDX0881	QUEEN # 0760 & SBI # 01234
E041J08010622N	ENGINE VALVE JOHN DEERE 1020,2020,3030 (INLET) EN-52 (0.015")	JOHN DEERE	1020, 2020, 3030	OEM # R57334	VAPORMATIC # VPA1352
E041J08330019N	ENGINE VALVE JOHN DEERE 3.029,4.039,4.045,6.059,6.068 (EXHAUST) 21/4 N (0.015)	JOHN DEERE	3.029, 4.039, 4.045, 6.059, 6.068	OEM # R97492	
E041J08330020N	ENGINE VALVE JOHN DEERE 3.029,4.039,4.045,6.059,6.068 (EXHAUST) 21/4 N (0.030)	JOHN DEERE	3.029, 4.039, 4.045, 6.059, 6.068	OEM # R97493	
E041J08330001N	ENGINE VALVE JOHN DEERE 3.029,4.039,4.045,6.059,6.068 (EXHAUST) 21/4 N (STD)	JOHN DEERE	3.029, 4.039, 4.045, 6.059, 6.068	OEM # R90692	SBI # 01588 QUEEN # 2310 & BEPCO # 26/43-150
E041J08330319Y	ENGINE VALVE JOHN DEERE 3.029,4.039,4.045,6.059,6.068 (EXHAUST) BI-METAL (0.015)	JOHN DEERE	3.029, 4.039, 4.045, 6.059, 6.068	OEM # R97492	
E041J08330320Y	ENGINE VALVE JOHN DEERE 3.029,4.039,4.045,6.059,6.068 (EXHAUST) BI-METAL (0.030)	JOHN DEERE	3.029, 4.039, 4.045, 6.059, 6.068	OEM # R97493	
E041J08330301Y	ENGINE VALVE JOHN DEERE 3.029,4.039,4.045,6.059,6.068 (EXHAUST) BI-METAL (STD)	JOHN DEERE	3.029, 4.039, 4.045, 6.059, 6.068	OEM # R90692	SBI # 01588 QUEEN # 2310 & BEPCO # 26/43-150
E041J08330622Y	ENGINE VALVE JOHN DEERE 3.029,4.039,4.045,6.059,6.068 (INLET) EN-52 (0.015)	JOHN DEERE	3.029, 4.039, 4.045, 6.059, 6.068	OEM # R97490	
E041J08330623Y	ENGINE VALVE JOHN DEERE 3.029,4.039,4.045,6.059,6.068 (INLET) EN-52 (0.030)	JOHN DEERE	3.029, 4.039, 4.045, 6.059, 6.068	OEM # R97491	
E041J08330602Y	ENGINE VALVE JOHN DEERE 3.029,4.039,4.045,6.059,6.068 (INLET) EN-52 (STD)	JOHN DEERE	3.029, 4.039, 4.045, 6.059, 6.068	OEM # R98062	SBI # 01589 QUEEN # 2309 & BEPCO # 26/42-150
E041J08630622N	ENGINE VALVE JOHN DEERE 3.179T,4.239T,4.276T,6.414T (INLET) EN-52 (0.015)	JOHN DEERE	3.179T, 4.239T, 4.276T, 6.414T	OEM # R89224 (015)	QUEEN # 2303 (015)

Item Code	Description	Engine	Model	O.E.M. No	Reference No
E041J08120602N	ENGINE VALVE JOHN DEERE 4.270,6.404D,6.404A,6.404T,6.4 66D (3020,4000,4020,4520,7020) INLET (EN-52)	JOHN DEERE	4.270, 6.404D, 6.404A, 6.404T, 6.466D (3020, 4000, 4020, 4520, 7020)	OEM # R43883	QUEEN # 2301 BEPCO # 26/42-151 & SPAREX # S.31848
E041J08120001N	ENGINE VALVE JOHN DEERE 4.270,6.404D,6.404A,6.404T,6.4 66D(3020,4000,4020,4520,7020) EXHAUST(21/4 N	JOHN DEERE	4.270, 6.404D, 6.404A, 6.404T, 6.466D (3020, 4000, 4020, 4520, 7020)	OEM # R43679	QUEEN # 2302 BEPCO # 26/43-151 & SPAREX # S.31849
E041J08440301Y	ENGINE VALVE JOHN DEERE 6.076A,6.076T,6.081H,6.081T (EXHAUST) BI-METAL	JOHN DEERE	6.076A, 6.076T, 6.081H, 6.081T	TR84619, R84619, R93311003, R93313015 & R504061	BEPCO # 26/43-153 & QUEEN # 2318
E041J08440602Y	ENGINE VALVE JOHN DEERE 6.076A,6.076T,6.081H,6.081T (INLET) EN-52	JOHN DEERE	6.076A, 6.076T, 6.081H, 6.081T	TR84618, R84618, R93308003, R93312015 & R504060	BEPCO # 26/42-153 & QUEEN # 2317
E041J08420001N	ENGINE VALVE JOHN DEERE 6.404A,6.404T,6.466A,6.466T (EXHAUST) 21/4 N	JOHN DEERE	6.404A, 6.404T, 6.466A, 6.466T	OEM # R50357	QUEEN # 2306 & BEPCO # 26/43-152
E041J08420602N	ENGINE VALVE JOHN DEERE 6.404A,6.404T,6.466A,6.466T (INLET) EN-52	JOHN DEERE	6.404A, 6.404T, 6.466A, 6.466T	OEM # R50358	QUEEN # 2307 BEPCO # 26/42-152 & SPAREX # S.31851
AECO-NP-11947	ENGINE VALVE(INLET AND EXHAUST)JOHN DEERE 3.029, 4.039, 4.045, 6.059, 6.068(INLET)EN-52 &(EXHAU ST) 21/4 N	JOHN DEERE	3.029, 4.039, 4.045, 6.059, 6.068	R98062 & R90692	SBI # 01589 01588 QUEEN # 2309 2310 & BEPCO # 26/42150 26/43150

Item Code	Description	Engine	Model	O.E.M. No	Reference No
AECO-NP-11948	ENGINE VALVE(INLET AND EXHAUST)JOHN DEERE 6.076A,6.076T,6.081H,6.081T(INLET)EN-52 &(EXHAUST)21 /4 N	JOHN DEERE	6.076A, 6.076T, 6.081H, 6.081T	TR84618, R84618, R93308003, R93312015, R504060, TR84619, R84619, R93311003, R93313015 & R504061	BEPCO # IN-26/42-153 EX-26/43-153 & QUEEN # IN-2317 EX-2318
AE13547	ENGINE VALVE (EXHAUST) KAMAZ ZIL-130 (21/4N WITH HARDEN TIP)	KAMAZ	ZIL-130	1301007015B	AMP # PZIL002-B-0-N
AE13545	ENGINE VALVE (IEXHAUST) KAMAZ 236NE, 6563 (21/4N WITH HARDEN TIP)	KAMAZ	236NE, 6563	236-1007015-W8SB	AMP # PYAM003-B-0-N
E051K01010000N	ENGINE VALVE (INLET AND EXHAUST) KAMAZ TRUCK (INLET) EN-52 & (EXHAUST) 21/4 N	KAMAZ	TRUCK		
AE13546	ENGINE VALVE (INLET) KAMAZ ZIL-130 (EN-52)	KAMAZ	236NE, 6563	1301007010B	AMP # PZIL001-S-0-N
AE13544	ENGINE VALVE (INLET) YAMZ 236NE, 6563 (EN-52)	KAMAZ	236NE, 6563	2361007010B 2	AMP # PYAM001-S-0-N
E041K01010001N	ENGINE VALVE KAMAZ TRUCK (EXHAUST) 21/4 N	KAMAZ	TRUCK		
E041K01010602N	ENGINE VALVE KAMAZ TRUCK (INLET) EN-52	KAMAZ	TRUCK		
E051K04050007N	ENGINE VALVE (INLET AND EXHAUST) KIA HA-1/ZB (INLET) EN-52 & (EXHAUST) 21/4 N (TPL)	KIA	HA-1 / ZB (4 CYL. DIESEL)	OEM #=(IN.) OK638-12-111 & (EX.) OK638-12-121	
E051K04050008N	ENGINE VALVE (INLET AND EXHAUST) KIA HA-1/ZB (INLET) EN-52 & (EXHAUST) 21/4 N (VB)	KIA	HA-1 / ZB (4 CYL. DIESEL)	OEM #=(IN.) OK638-12-111 & (EX.) OK638-12-121	
E051K04100000N	ENGINE VALVE (INLET AND EXHAUST) KIA K-H (RHINO) INLET (EN-52) & EXHAUST (21/4 N)	KIA	K-H (6 CYL. DIESEL)		

Item Code	Description	Engine	Model	O.E.M. No	Reference No
E051K04110007N	ENGINE VALVE (INLET AND EXHAUST) KIA NB-1 (4 CYL DIESEL)/ MAZDA-RF, R2 (INLET) EN-52 & (EXHAUST) 21/4 N (TPL)	KIA	NB-1 (4 CYL. DIESEL) / MAZDA-RF	OEM # (IN.) RF0112111 & (EX.) RF0112121	
E051K04110008N	ENGINE VALVE (INLET AND EXHAUST) KIA NB-1 (4 CYL DIESEL)/ MAZDA-RF, R2 (INLET) EN-52 & (EXHAUST) 21/4 N (VB)	KIA	NB-1 (4 CYL. DIESEL) / MAZDA-RF	OEM # = (IN.) RF01-12-111 & (EX.) RF01-12-121	
E051K04120000N	ENGINE VALVE (INLET AND EXHAUST) KIA NB-3 (INLET) EN-52 & (EXHAUST) 21/4 N	KIA	NB-3 (SOHC)	(IN.) KB30112111 & (EX.) KK15112121, KK15012121	DOKURO # (IN.) IMZ-0290 & (EX.) EMZ-5291
AECO-NP-11949	ENGINE VALVE (INLET AND EXHAUST) KIA PRIDE (NEW MODEL) (INLET) EN-52 & (EXHAUST) 21/4 N	KIA	PRIDE (NEW MODEL)		
E051K04130000N	ENGINE VALVE (INLET AND EXHAUST) KIA S-L/SH (INLET) EN-52 & (EXHAUST) 21/4 N	KIA	S-L/SH (4 CYL. DIESEL)		
E051K04150000N	ENGINE VALVE (INLET AND EXHAUST) KIA VN (RFA) INLET (EN-52) & EXHAUST (21/4 N)	KIA	VN (RFA) (4 CYL. DIESEL)		
E051K04160000N	ENGINE VALVE (INLET AND EXHAUST) KIA/MAZDA SF (K-2400) INLET (EN-52) & EXHAUST (21/4 N)	KIA	SF (K-2400) / MAZDA		
AECO-NP-10049	ENGINE VALVE KIA 27J2 (EXHAUST) 21/4 N (37.30 X 8.50 X 113.00 X 45°)	KIA	27J2	OK65B12121	
AECO-NP-10048	ENGINE VALVE KIA 27J2 (INLET) EN-52 (44.00 X 8.50 X 113.00 X 45°)	KIA	27J2	OK65D12111	
E041K04050027N	ENGINE VALVE KIA HA-1/ZB (EXHAUST) 21/4 N (TPL)	KIA	HA-1 / ZB (4 CYL. DIESEL)	OEM# = OK638 12 121	
E041K04050026N	ENGINE VALVE KIA HA-1/ZB (EXHAUST) 21/4 N (VB)	KIA	HA-1 / ZB (4 CYL. DIESEL)	OEM# = OK638 120121	
E041K04050625N	ENGINE VALVE KIA HA-1/ZB (INLET) EN-52 (TPL)	KIA	HA-1 / ZB (4 CYL. DIESEL)	OEM# = OK638 12 111	
E041K04050624N	ENGINE VALVE KIA HA-1/ZB (INLET) EN-52 (VB)	KIA	HA-1 / ZB (4 CYL. DIESEL)	OEM# = OK638 12 111	

Item Code	Description	Engine	Model	O.E.M. No	Reference No
E041K04100001N	ENGINE VALVE KIA K-H (RHINO) EXHAUST (21/4 N)	KIA	K-H (6 CYL. DIESEL)		
E041K04100602N	ENGINE VALVE KIA K-H (RHINO) INLET (EN-52)	KIA	K-H (6 CYL. DIESEL)		
E041K04110027N	ENGINE VALVE KIA NB-1 (4 CYL DIESEL) / MAZDA-RF,R2 (EXHAUST) 21/4 N (TPL)	KIA	NB-1 (4 CYL. DIESEL) / MAZDA-RF	OEM# RF0112121	TRW # S3640
E041K04110026N	ENGINE VALVE KIA NB-1 (4 CYL DIESEL) / MAZDA-RF,R2 (EXHAUST) 21/4 N (VB)	KIA	NB-1 (4 CYL. DIESEL) / MAZDA-RF	OEM#=RF01-12-121	TRW #S3640
E041K04110625N	ENGINE VALVE KIA NB-1 (4 CYL DIESEL) / MAZDA-RF,R2 (INLET) EN-52 (TPL)	KIA	NB-1 (4 CYL. DIESEL) / MAZDA-RF	OEM#RF0112111	TRW # V3639
E041K04110624N	ENGINE VALVE KIA NB-1 (4 CYL DIESEL) / MAZDA-RF,R2 (INLET) EN-52 (VB)	KIA	NB-1 (4 CYL. DIESEL) / MAZDA-RF	OEM#=RF01-12-111	TRW #V3639
E041K04120001N	ENGINE VALVE KIA NB3 (EXHAUST) 21/4 N	KIA	NB-3 (DIESEL SOHC)	OEM # KK15112121 & KK15012121	DOKURO # EMZ-5291
E041K04120301N	ENGINE VALVE KIA NB3 (EXHAUST) BI-METAL	KIA	NB-3 (SOHC)	OEM # KK15112121 & KK15012121	DOKURO # EMZ-5291
E041K04120602N	ENGINE VALVE KIA NB3 (INLET) EN-52	KIA	NB-3 (4 CYL. DIESEL SOHC)	OEM # KB30112111	DOKURO # IMZ-0290
E041K04190301Y	ENGINE VALVE KIA PRIDE (NEW MODEL) EXHAUST (BI-METAL) TRIPLE COLLET GROOVE TYPE	KIA	PRIDE (NEW MODEL)		
E041K04190602Y	ENGINE VALVE KIA PRIDE (NEW MODEL) INLET (EN-52) TRIPLE COLLET GROOVE TYPE	KIA	PRIDE (NEW MODEL)		
E041K04130001N	ENGINE VALVE KIA S-L/SH (EXHAUST) 21/4 N	KIA	S-L/SH (4 CYL. DIESEL)		
E041K04130301N	ENGINE VALVE KIA S-L/SH (EXHAUST) BI-METAL	KIA	S-L/SH (4 CYL. DIESEL)		
E041K04130602N	ENGINE VALVE KIA S-L/SH (INLET) EN-52	KIA	S-L/SH (4 CYL. DIESEL)		
E041K04150001N	ENGINE VALVE KIA VN (RFA) 21/4 N (EXHAUST)	KIA	VN (RFA) (4 CYL. DIESEL)		

Item Code	Description	Engine	Model	O.E.M. No	Reference No
E041K04150602N	ENGINE VALVE KIA VN (RFA) EN-52 (INLET)	KIA	VN (RFA) (4 CYL. DIESEL)		
E041K04030001N	ENGINE VALVE KIA/ASIA CD20, CD800/L/M (TOWNER) EXHAUST (21/4 N)	KIA	CD20	OEM #=A A13A 12 121B	
E041K04030602N	ENGINE VALVE KIA/ASIA CD20, CD800/L/M (TOWNER) INLET (EN-52)	KIA	CD20	OEM #=A A100 12 111B	
E041K04160001N	ENGINE VALVE KIA/MAZDA SF (K-2400) EXHAUST (21/4 N)	KIA	SF (K-2400) / MAZDA		
E041K04160602N	ENGINE VALVE KIA/MAZDA SF (K-2400) INLET (EN-52)	KIA	SF (K-2400) / MAZDA		
E051K04030000N	ENGINE VALVE(INLET AND EXHAUST)KIA/ASIA CD20,CD800/L/M(TOWNER)INLET(EN-52)& EXHAUST(21/4 N)	KIA	CD20	OEM #=(IN.) A A100-12-111B & (EX.) A A13A-12-121B	
E051K07020800N	ENGINE VALVE (INLET AND EXHAUST) KIRLOSKAR AV/JV/TV (BOTH EN-18D) IN. & EX. BOTH ARE SAME.	KIRLOSKAR	AV, JV, TV	OEM #=10.015.01.0	
E051K07020600N	ENGINE VALVE (INLET AND EXHAUST) KIRLOSKAR AV/JV/TV (BOTH EN-52) IN. & EX. BOTH ARE SAME.	KIRLOSKAR	AV, JV, TV	OEM #=10.015.01.0	
E051K07020200N	ENGINE VALVE (INLET AND EXHAUST) KIRLOSKAR AV/JV/TV (INLET) EN-18D & (EXHAUST) EN-52	KIRLOSKAR	AV, JV, TV	OEM #=10.015.01.0	
E041K07020003N	ENGINE VALVE KIRLOSKAR AV/JV/TV (IN. & EX. BOTH ARE SAME) 21/4 N	KIRLOSKAR	AV, JV, TV	OEM #=10.015.01.0	
E041K07020403N	ENGINE VALVE KIRLOSKAR AV/JV/TV (IN. & EX. BOTH ARE SAME) EN-18D	KIRLOSKAR	AV, JV, TV	OEM #=10.015.01.0	
E041K07020603N	ENGINE VALVE KIRLOSKAR AV/JV/TV (IN. & EX. BOTH ARE SAME) EN-52	KIRLOSKAR	AV, JV, TV	OEM # 10.015.01.0	

Item Code	Description	Engine	Model	O.E.M. No	Reference No
E071K07020300N	ENGINE VALVE WITH GUIDE, SPRING, CUP & COLLET KIRLOSKAR AV/JV/TV (INLET VALVE = EN-18D & EXHAUST VALVE = EN-52) PLASTIC BOX PACKING	KIRLOSKAR	AV, JV, TV	OEM # VB20; VB21-22; VB23-25; VB26	
E071K07020100N	ENGINE VALVE WITH GUIDE, SPRING, CUP & COLLET KIRLOSKAR AV/JV/TV (VALVE EN-52) PLASTIC BOX PACKING	KIRLOSKAR	AV, JV, TV	OEM # =VB20; VB21-22; VB23-25; VB26	
E071K07020000N	ENGINE VALVE WITH GUIDE, SPRING, CUP & COLLET KIRLOSKAR AV/JV/TV (VALVE EN-18D) PLASTIC BOX PACKING	KIRLOSKAR	AV, JV, TV	OEM # =VB20; VB21-22; VB23-25; VB26	
AE13542	ENGINE VALVE (EXHAUST) KOMATSU 4D92, 4D94 (21/4N)	KOMATSU	4D92, 4D94	6140424210 & 6140414211	
AE13507	ENGINE VALVE (INLET & EXHAUST) KOMATSU 6D125, S6D125, SA6D108 (IN-EN52 & EX-21/4N)	KOMATSU	6D125, S6D125, SA6D108	6150414111 & 6150414210	ARCO # IN- VIKO61504141 11, EX- VIKO61504142 10, SBI # IN- 13385, EX- 13386S
AE13541	ENGINE VALVE (INLET) KOMATSU 4D92, 4D94 (EN-52)	KOMATSU	4D92, 4D94	6140414111	
AE13363	ENGINE VALVE KOMATSU 4D105 (INLET) EN-52 (46.00 X 10.00 X 145.50)	KOMATSU	4D105	OEM # 6136414110	
AE13364	ENGINE VALVE KOMATSU 4D105, 6D110 (EXHAUST) 21/4N (40.00 X 10.00 X 145.50)	KOMATSU	4D105, 6D110	OEM # 6136414210	ARCO # VEKO6136414 210
AE13352	ENGINE VALVE KOMATSU 6D105 (EXHAUST) 21/4 N (41.10 X 9.00 X 148.50)	KOMATSU	6D105	OEM # 6136424210	QUEEN # 0610
AE13351	ENGINE VALVE KOMATSU 6D105 (INLET) EN-52 (47.20 X 9.00 X 148.50)	KOMATSU	6D105	OEM # 6136424110	QUEEN # 0609
AE13506	ENGINE VALVE KOMATSU 6D125, S6D125, SA6D108 (EXHAUST) 44.00 X 9.00 X 169.50 (21/4N)	KOMATSU	6D125, S6D125, SA6D108	6150414210	ARCO # VIKO61504142 10, SBI # 13386S

Item Code	Description	Engine	Model	O.E.M. No	Reference No
AE13505	ENGINE VALVE KOMATSU 6D125, S6D125, SA6D108 (INLET) 45.00 X 9.00 X 169.50 (EN-52)	KOMATSU	6D125, S6D125, SA6D108	6150414111	ARCO # VIKO615041411, SBI # 13385
AE13532	ENGINE VALVE (EXHAUST) KUBOTA V2003, F2804 (21/4N)	KUBOTA	V2003, F2803	1G85213120*	
E051K13030800N	ENGINE VALVE (INLET AND EXHAUST) KUBOTA 5-70 (IN. & EX. BOTH ARE SAME.) EN-18D	KUBOTA	25689		
E051K13070800N	ENGINE VALVE (INLET AND EXHAUST) KUBOTA E60 (BOTH EN-18D)	KUBOTA	E60	OEM # (IN.) 1497213110 (D181) & (EX.) 1497213120 (D182)	
E051K13100805N	ENGINE VALVE (INLET AND EXHAUST) KUBOTA ER-1500/KND-1500; ER-100 (BOTH EN-18D) KSKCL	KUBOTA	ER-1500		
AECO-NP-11951	ENGINE VALVE (INLET AND EXHAUST) KUBOTA ER-1500/KND-1500; ER-100(INLET) EN-52 & (EXHAUST) 21/4 N	KUBOTA	ER-1500/KND-1500; ER-100		
E051K13780200N	ENGINE VALVE (INLET AND EXHAUST) KUBOTA ER-2200, EV2400 (INLET) EN-18D & (EXHAUST) EN-52	KUBOTA	ER-2200, EV2400		
E051K13130800N	ENGINE VALVE (INLET AND EXHAUST) KUBOTA ER-40/GA-70 (BOTH EN-18D)	KUBOTA	ER-40/GA-70		
E051K13140800N	ENGINE VALVE (INLET AND EXHAUST) KUBOTA ER-50/GA-80 (BOTH EN-18D)	KUBOTA	ER-50/GA-80		
AECO-NP-11952	ENGINE VALVE (INLET AND EXHAUST) KUBOTA ER-600 (INLET) EN-52 & (EXHAUST) 21/4 N	KUBOTA	ER-600		
E051K13170800N	ENGINE VALVE (INLET AND EXHAUST) KUBOTA ER-65; GA-90/100 (BOTH EN-18D)	KUBOTA	ER-65; GA-90/100		

Item Code	Description	Engine	Model	O.E.M. No	Reference No
E051K13170200N	ENGINE VALVE (INLET AND EXHAUST) KUBOTA ER-65; GA-90/100 (INLET) EN-18D & (EXHAUST) EN-52	KUBOTA	ER-65; GA-90/100		
E051K13240800N	ENGINE VALVE (INLET AND EXHAUST) KUBOTA ET-80/KND-80 (BOTH EN-18D)	KUBOTA	ET-80 / KND-80		
E051K13250800N	ENGINE VALVE (INLET AND EXHAUST) KUBOTA ET-95/110 (BOTH EN-18D)	KUBOTA	ET-95		
E051K13890200N	ENGINE VALVE (INLET AND EXHAUST) KUBOTA EV2600,ER-2500 (INLET) EN-18D & (EXHAUST) EN-52	KUBOTA	EV2600, ER-2500		
AECO-NP-11953	ENGINE VALVE (INLET AND EXHAUST) KUBOTA GS-130 (INLET) EN-52 & (EXHAUST) 21/4 N	KUBOTA	GS-130		
E051K13370600N	ENGINE VALVE (INLET AND EXHAUST) KUBOTA KND-3200 (IN. & EX. BOTH ARE SAME.) EN-52	KUBOTA	KND-3200		
E051K13370200N	ENGINE VALVE (INLET AND EXHAUST) KUBOTA KND-3200 (INLET) EN-18D & (EXHAUST) EN-52	KUBOTA	KND-3200		
E051K13390805N	ENGINE VALVE (INLET AND EXHAUST) KUBOTA KND-40/KND-3 (IN. & EX. BOTH ARE SAME) EN-18D (KSKCL)	KUBOTA	KND-40/KND-3		
E051K13520800N	ENGINE VALVE (INLET AND EXHAUST) KUBOTA KND-5.5 (BOTH EN-18D)	KUBOTA	KND-5.5		
E051K13530805N	ENGINE VALVE (INLET AND EXHAUST) KUBOTA KND-5B (IN. & EX. BOTH ARE SAME) EN-18D (KSKCL)	KUBOTA	KND-5B		
E051K13440800N	ENGINE VALVE (INLET AND EXHAUST) KUBOTA KND-90/ER-90 (BOTH EN-18D)	KUBOTA	KND-90/ER-90		
E051K13590809N	ENGINE VALVE (INLET AND EXHAUST) KUBOTA KS-200/GS-200 (BOTH EN-18D) AG	KUBOTA	KS-200/GS-200		

Item Code	Description	Engine	Model	O.E.M. No	Reference No
AECO-NP-11950	ENGINE VALVE (INLET AND EXHAUST) KUBOTA KS-200/GS-200 (INLET) EN-52 & (EXHAUST) 21/4 N	KUBOTA	KS-200/GS-200		
AECO-NP-11954	ENGINE VALVE (INLET AND EXHAUST) KUBOTA L-2201 (INLET) EN-52 & (EXHAUST) 21/4 N	KUBOTA	L-2201		
E051K13670800N	ENGINE VALVE (INLET AND EXHAUST) KUBOTA RD-45/RK-50 (BOTH EN-18D)	KUBOTA	RD-45/RK-50		
E051K13710800N	ENGINE VALVE (INLET AND EXHAUST) KUBOTA RD-85/RK-95 (BOTH EN-18D)	KUBOTA	RD-85/RK-95		
E051K13720800N	ENGINE VALVE (INLET AND EXHAUST) KUBOTA RK-105/RK-125 (BOTH EN-18D)	KUBOTA	RK-105		
E051K13720200N	ENGINE VALVE (INLET AND EXHAUST) KUBOTA RK-105/RK-125 (INLET) EN-18D & (EXHAUST) EN-52	KUBOTA	RK-105		
E051K13900200N	ENGINE VALVE (INLET AND EXHAUST) KUBOTA RV145, RV145-2 (INLET) EN-18D & (EXHAUST) EN-52	KUBOTA	RV145		
E051K13840200N	ENGINE VALVE (INLET AND EXHAUST) KUBOTA RV165 (INLET) EN-18D & (EXHAUST) EN-52	KUBOTA	RV165		
E051K13910200N	ENGINE VALVE (INLET AND EXHAUST) KUBOTA RV320, RV3200 (INLET) EN-18D & (EXHAUST) EN-52	KUBOTA	RV320, RV3200		
E051K13980100Y	ENGINE VALVE (INLET AND EXHAUST) KUBOTA RV-70 (INLET) EN-24 & (EXHAUST) EN-52	KUBOTA	RV-70		
E051K13750800N	ENGINE VALVE (INLET AND EXHAUST) KUBOTA ZB-600 (BOTH EN-18D)	KUBOTA	ZB-600		
E051K13760800N	ENGINE VALVE (INLET AND EXHAUST) KUBOTA ZB-650 (BOTH EN-18D)	KUBOTA	ZB-650		

Item Code	Description	Engine	Model	O.E.M. No	Reference No
AE13531	ENGINE VALVE (INLET) KUBOTA V2003, F2803 (EN-52)	KUBOTA	V2003, F2803	1G85213110*	
E041K13030403N	ENGINE VALVE KUBOTA 5-70 (IN. & EX. BOTH ARE SAME.) EN-18D	KUBOTA	25689		
E041K13070401N	ENGINE VALVE KUBOTA E60 (EXHAUST) EN-18D	KUBOTA	E60	OEM # 1497213120 (D182)	
E041K13070402N	ENGINE VALVE KUBOTA E60 (INLET) EN-18D	KUBOTA	E60	OEM # 1497213110 (D181)	
E041K13100412N	ENGINE VALVE KUBOTA ER-1500/KND-1500; ER-100 (EXHAUST) EN-18D (KSKCL)	KUBOTA	ER-1500/KND-1500; ER-100		
E041K13100438N	ENGINE VALVE KUBOTA ER-1500/KND-1500; ER-100 (EXHAUST) EN-18D (OLD)	KUBOTA	ER-1500/KND-1500; ER-100		
E041K13100413N	ENGINE VALVE KUBOTA ER-1500/KND-1500; ER-100 (INLET) EN-18D (KSKCL)	KUBOTA	ER-1500/KND-1500; ER-100		
E041K13100439N	ENGINE VALVE KUBOTA ER-1500/KND-1500; ER-100 (INLET) EN-18D (OLD)	KUBOTA	ER-1500/KND-1500; ER-100		
E041K13780601N	ENGINE VALVE KUBOTA ER-2200, EV2400 (EXHAUST) EN-52	KUBOTA	ER-2200, EV2400		
E041K13780402N	ENGINE VALVE KUBOTA ER-2200, EV2400 (INLET) EN-18D	KUBOTA	ER-2200, EV2400		
E041K13130401N	ENGINE VALVE KUBOTA ER-40/GA-70 (EXHAUST) EN-18D	KUBOTA	ER-40/GA-70		
E041K13130402N	ENGINE VALVE KUBOTA ER-40/GA-70 (INLET) EN-18D	KUBOTA	ER-40/GA-70		
E041K13140401N	ENGINE VALVE KUBOTA ER-50/GA-80 (EXHAUST) EN-18D	KUBOTA	ER-50/GA-80		
E041K13140402N	ENGINE VALVE KUBOTA ER-50/GA-80 (INLET) EN-18D	KUBOTA	ER-50/GA-80		
E041K13160601N	ENGINE VALVE KUBOTA ER-600 (EXHAUST) EN-52	KUBOTA	ER-600		
E041K13160602N	ENGINE VALVE KUBOTA ER-600 (INLET) EN-52	KUBOTA	ER-600		
E041K13170401N	ENGINE VALVE KUBOTA ER-65; GA-90/100 (EXHAUST) EN-18D	KUBOTA	ER-65; GA-90/100		

Item Code	Description	Engine	Model	O.E.M. No	Reference No
E041K13170601N	ENGINE VALVE KUBOTA ER-65; GA-90/100 (EXHAUST) EN-52	KUBOTA	ER-65; GA-90/100		
E041K13170402N	ENGINE VALVE KUBOTA ER-65; GA-90/100 (INLET) EN-18D	KUBOTA	ER-65; GA-90/100		
E041K13240401N	ENGINE VALVE KUBOTA ET-80/KND-80 (EXHAUST) EN-18D	KUBOTA	ET-80 / KND-80		
E041K13240402N	ENGINE VALVE KUBOTA ET-80/KND-80 (INLET) EN-18D	KUBOTA	ET-80 / KND-80		
E041K13250401N	ENGINE VALVE KUBOTA ET-95/110 (EXHAUST) EN-18D	KUBOTA	ET-95		
E041K13250402N	ENGINE VALVE KUBOTA ET-95/110 (INLET) EN-18D	KUBOTA	ET-95		
E041K13890601Y	ENGINE VALVE KUBOTA EV2600,ER-2500 (EXHAUST) EN-52	KUBOTA	EV2600, ER-2500		
E041K13890402Y	ENGINE VALVE KUBOTA EV2600,ER-2500 (INLET) EN-18D	KUBOTA	EV2600, ER-2500		
E041K13A20401N	ENGINE VALVE KUBOTA GS-130 (EXHAUST) EN-18D	KUBOTA	GS-130		
E041K13A20402N	ENGINE VALVE KUBOTA GS-130 (INLET) EN-18D	KUBOTA	GS-130		
E041K13640602N	ENGINE VALVE KUBOTA KND-1600 (MAD) INLET (EN-52)	KUBOTA	KND-1600	OEM # 1419113140	
E041K13370601N	ENGINE VALVE KUBOTA KND-3200 (EXHAUST) EN-52	KUBOTA	KND-3200		
E041K13370403N	ENGINE VALVE KUBOTA KND-3200 (IN. & EX. BOTH ARE SAME) EN-18D	KUBOTA	KND-3200		
E041K13370603N	ENGINE VALVE KUBOTA KND-3200 (IN. & EX. BOTH ARE SAME) EN-52	KUBOTA	KND-3200		
E041K13370402N	ENGINE VALVE KUBOTA KND-3200 (INLET) EN-18D	KUBOTA	KND-3200		
E041K13390403N	ENGINE VALVE KUBOTA KND-40/KND-3 (IN. & EX. BOTH ARE SAME) EN-18D (KSKCL)	KUBOTA	KND-40/KND-3		
E041K13390442N	ENGINE VALVE KUBOTA KND-40/KND-3 (IN. & EX. BOTH ARE SAME) EN-18D (OLD)	KUBOTA	KND-40/KND-3		
E041K13520401N	ENGINE VALVE KUBOTA KND-5.5 (EXHAUST) EN-18D	KUBOTA	KND-5.5		

Item Code	Description	Engine	Model	O.E.M. No	Reference No
E041K13520402N	ENGINE VALVE KUBOTA KND-5.5 (INLET) EN-18D	KUBOTA	KND-5.5		
E041K13530403N	ENGINE VALVE KUBOTA KND-5B (IN. & EX. BOTH ARE SAME) EN-18D (KSKCL)	KUBOTA	KND-5B		
E041K13530642N	ENGINE VALVE KUBOTA KND-5B (IN. & EX. BOTH ARE SAME) EN-18D (OLD)	KUBOTA	KND-5B		
E041K13530603N	ENGINE VALVE KUBOTA KND-5B (IN. & EX. BOTH ARE SAME) EN-52 (KSKCL)	KUBOTA	KND-5B		
E041K13410403N	ENGINE VALVE KUBOTA KND-70,ER-70,ER-75 (IN. & EX. BOTH ARE SAME.) EN-18D	KUBOTA	KND-70, ER-70, ER-75		
E041K13440401N	ENGINE VALVE KUBOTA KND-90/ER-90 (EXHAUST) EN-18D	KUBOTA	KND-90/ER-90		
E041K13440402N	ENGINE VALVE KUBOTA KND-90/ER-90 (INLET) EN-18D	KUBOTA	KND-90/ER-90		
E041K13590414N	ENGINE VALVE KUBOTA KS-200,GS-200 (EXHAUST) EN-18D (AG)	KUBOTA	KS-200, GS-200		
E041K13590448N	ENGINE VALVE KUBOTA KS-200,GS-200 (EXHAUST) EN-18D (BBD)	KUBOTA	KS-200, GS-200		
E041K13590415N	ENGINE VALVE KUBOTA KS-200,GS-200 (INLET) EN-18D (AG)	KUBOTA	KS-200, GS-200		
E041K13590447N	ENGINE VALVE KUBOTA KS-200,GS-200 (INLET) EN-18D (BBD)	KUBOTA	KS-200, GS-200		
AECO-NP-04271	ENGINE VALVE KUBOTA KS-200/GS-200 (EXHAUST) EN-18D	KUBOTA	KS-200/GS-200		
AECO-NP-04222	ENGINE VALVE KUBOTA KS-200/GS-200 (EXHAUST) EN-52 (AG)	KUBOTA	KS-200		
AECO-NP-04272	ENGINE VALVE KUBOTA KS-200/GS-200 (INLET) EN-18D	KUBOTA	KS-200/GS-200		
E041K13A30601N	ENGINE VALVE KUBOTA L-2201 (EXHAUST) EN-52	KUBOTA	L-2201		
E041K13A30602N	ENGINE VALVE KUBOTA L-2201 (INLET) EN-52	KUBOTA	L-2201		

Item Code	Description	Engine	Model	O.E.M. No	Reference No
E041K13670401N	ENGINE VALVE KUBOTA RD-45/RK-50 (EXHAUST) EN-18D	KUBOTA	RD-45/RK-50		
E041K13670402N	ENGINE VALVE KUBOTA RD-45/RK-50 (INLET) EN-18D	KUBOTA	RD-45/RK-50		
E041K13720401N	ENGINE VALVE KUBOTA RK-105/RK-125 (EXHAUST) EN-18D	KUBOTA	RK-105		
E041K13720601N	ENGINE VALVE KUBOTA RK-105/RK-125 (EXHAUST) EN-52	KUBOTA	RK-105		
E041K13720402N	ENGINE VALVE KUBOTA RK-105/RK-125 (INLET) EN-18D	KUBOTA	RK-105		
AE12837	ENGINE VALVE KUBOTA RV125-2 (EXHAUST) EN-52	KUBOTA	RV125-2	*	
AE12836	ENGINE VALVE KUBOTA RV125-2 (INLET) EN-18D	KUBOTA	RV125-2	*	
AE12844	ENGINE VALVE KUBOTA RV125-2 (INLET) EN-18D	KUBOTA	RV125-2		
E041K13900601Y	ENGINE VALVE KUBOTA RV145, RV145-2 (EXHAUST) EN-52	KUBOTA	RV145		
E041K13900402Y	ENGINE VALVE KUBOTA RV145, RV145-2 (INLET) EN-18D	KUBOTA	RV145		
E041K13840601Y	ENGINE VALVE KUBOTA RV165 (EXHAUST) EN-52	KUBOTA	RV165		
E041K13840402Y	ENGINE VALVE KUBOTA RV165 (INLET) EN-18D	KUBOTA	RV165		
AE12838	ENGINE VALVE KUBOTA RV195-2 (EXHAUST) EN-52	KUBOTA	RV195-2	*	
AE12839	ENGINE VALVE KUBOTA RV195-2 (INLET) EN-18D	KUBOTA	RV195-2	*	
E041K13910601Y	ENGINE VALVE KUBOTA RV320,RV3200 (EXHAUST) EN-52	KUBOTA	RV320, RV3200		
E041K13910402Y	ENGINE VALVE KUBOTA RV320,RV3200 (INLET) EN-18D	KUBOTA	RV320, RV3200		
E041K13980601N	ENGINE VALVE KUBOTA RV-70 (EXHAUST) EN-52	KUBOTA	RV-70		
AE13356	ENGINE VALVE KUBOTA RV-70 (INLET) EN-18D	KUBOTA	RV-70		
E041K13980602N	ENGINE VALVE KUBOTA RV-70 (INLET) EN-52	KUBOTA	RV-70		

Item Code	Description	Engine	Model	O.E.M. No	Reference No
AE12841	ENGINE VALVE KUBOTA RV95 (EXHAUST) EN-52	KUBOTA	RV95	*	
AE12840	ENGINE VALVE KUBOTA RV95 (INLET) EN-18D	KUBOTA	RV95	*	
E041K13810401N	ENGINE VALVE KUBOTA ZB-500 (EXHAUST) EN-18D	KUBOTA	ZB-500		
E041K13750401N	ENGINE VALVE KUBOTA ZB-600 (EXHAUST) EN-18D	KUBOTA	ZB-600		
E041K13750402N	ENGINE VALVE KUBOTA ZB-600 (INLET) EN-18D	KUBOTA	ZB-600		
E041K13760401N	ENGINE VALVE KUBOTA ZB-650 (EXHAUST) EN-18D	KUBOTA	ZB-650		
E041K13760402N	ENGINE VALVE KUBOTA ZB-650 (INLET) EN-18D	KUBOTA	ZB-650		
E051L01000003N	ENGINE VALVE (INLET AND EXHAUST) LADA (IN-8.00 X 36.00 X 116.00 & EX-8.00 X 32.00 X 116.00) SET OF 8 NOS (IN.-EN52 & EX.-21/4N)	LADA	-		
E051L01020003N	ENGINE VALVE (INLET AND EXHAUST) LADA 1200,1300,1500,1600 (INLET) EN-52 & (EXHAUST) 21-4 N 1 SET OF 4 NOS. (IN.) + 4 NOS. (EX.) = 8 NOS.	LADA	1200, 1300, 1500, 1600	(IN.) 21011007010, 4183269 & (EX.) OEM # 21011007012, 4183270	AE # (IN.) V34631 & (EX.) V34632 GIEFFE # (IN.) 258 & (EX.) 259 TRW # (IN.) 105-34631 & 105-34632
E051L01030003N	ENGINE VALVE (INLET AND EXHAUST) LADA 1300/1500 SAMARA (4 CYL) INLET (EN-52) & EXHAUST (21/4 N) SET OF 4 PRS (AS PER SAMPLE ETHIOPIA)	LADA	1300/1500 (SAMARA)	OEM # (IN.) 21081007010 & (EX.) 21081007012	TRW # (IN.) 17090 & (EX.) 17092-F AE # (IN.) V91179 & (EX.) V91180
E041L01020101N	ENGINE VALVE LADA 1200,1300,1500,1600 (EXHAUST) 21-4 N/BI-METAL	LADA	1200, 1300, 1500, 1600	OEM # 21011007012 & 4183270	AE # V34632 GIEFFE # 259 & TRW # 105-34632
E041L01020602N	ENGINE VALVE LADA 1200,1300,1500,1600 (INLET) EN-52	LADA	1200, 1300, 1500, 1600	OEM # 21011007010 & 4183269	AE # V34631 GIEFFE # 258 & TRW # 105-34631

Item Code	Description	Engine	Model	O.E.M. No	Reference No
E041L01030001N	ENGINE VALVE LADA 1300/1500 SAMARA (4 CYL) EXHAUST (21/4 N)	LADA	1300/1500 (SAMARA)	OEM # 21081007012	TRW # 17092-F & AE # V91180
E041L01030602N	ENGINE VALVE LADA 1300/1500 SAMARA (4 CYL) INLET (EN-52)	LADA	1300/1500 (SAMARA)	OEM # 21081007010	TRW # 17090 & AE # V91179
E041L03020601N	ENGINE VALVE LANDROVER 2.25 LTR DIESEL, 109, 110 SERIES (EXHAUST) EN-52	LANDROVER	2.25 LTR DIESEL, 109, 110 SERIES	OEM # =525795, 550198 & ERC-6794	TRW # 105-03572
E041L03020602N	ENGINE VALVE LANDROVER 2.25 LTR DIESEL, 109, 110 SERIES (INLET) EN-52	LANDROVER	2.25 LTR DIESEL, 109, 110 SERIES	OEM # 527240 & ERC-6795	TRW # 105-03085
E041L03050001N	ENGINE VALVE LANDROVER 2.25 LTR PETROL, 109, 110 SERIES (EXHAUST) 21/4 N	LANDROVER	2.25 LTR PETROL, 109, 110 SERIES	OEM # =557967, ERC-7151 & 222594	TRW # 105-34365
E041L03050601N	ENGINE VALVE LANDROVER 2.25 LTR PETROL, 109, 110 SERIES (EXHAUST) EN-52	LANDROVER	2.25 LTR PETROL, 109, 110 SERIES	557967, ERC-7151 & 222594	TRW # 105-34365
E041L03050602N	ENGINE VALVE LANDROVER 2.25 LTR PETROL, 109, 110 SERIES (INLET) EN-52	LANDROVER	2.25 LTR PETROL, 109, 110 SERIES	OEM # =277593 & ERC-7150,	TRW # 105-03195 & AE # V3195
E041L03030602N	ENGINE VALVE LANDROVER 2.5 LTR. DIESEL, 90/110 SERIES (INLET) EN-52	LANDROVER	2.25 LTR. DIESEL, 90/110 SERIES	OEM # ETC5739 & ERC9739	TRW # 105-35419
E041L03030001N	ENGINE VALVE LANDROVER 2.50 LTR. DIESEL, 90/110 SERIES (EXHAUST) 21/4 N	LANDROVER	2.50 LTR. DIESEL, 90/110 SERIES	ETC5740, EPR1230 & ERC9738	TRW # 105-35420
E041L03040301N	ENGINE VALVE LANDROVER 2.50 LTR. PETROL, 110 SERIES (EXHAUST) BI-METAL	LANDROVER	2.50 LTR. PETROL, 110 SERIES	OEM # ETC5866	TRW # 105-35446
E041L03040602N	ENGINE VALVE LANDROVER 2.50 LTR. PETROL, 110 SERIES (INLET) EN-52	LANDROVER	2.50 LTR. PETROL, 110 SERIES	OEM # ETC4067	TRW # 105-35445
E041L03070601N	ENGINE VALVE LANDROVER 200 TDI (EXHAUST) EN-52	LANDROVER	200 TDI	OEM # ERR-1156	AE # V91241
E041L03070602N	ENGINE VALVE LANDROVER 200 TDI (INLET) EN-52	LANDROVER	200 TDI	OEM # ERR-1157	AE # V91240

Item Code	Description	Engine	Model	O.E.M. No	Reference No
E041L03060602N	ENGINE VALVE LANDROVER TD1300 (INLET) EN-52	LANDROVER	TD1300	OEM # ERR3777	
AECO-NP-11955	ENGINE VALVE(INLET AND EXHAUST)LANDROVER 2.25 LTR DIESEL, 109, 110 SERIES(INLET)EN-52 &(EXHAUST) 21/4 N	LANDROVER	2.25 LTR DIESEL, 109, 110 SERIES	527240, ERC6795, 525795, 550198 & ERC- 6794	TRW #=10503085 & 10503572
AECO-NP-11956	ENGINE VALVE(INLET AND EXHAUST)LANDROVER 2.5 LTR. DIESEL, 90/110 SERIES(INLET)EN-52 &(EXHAUST) 21/4 N	LANDROVER	2.5 LTR. DIESEL, 90/110 SERIES	ETC5739, ERC9739 ETC5740, EPR1230 & ERC9738	TRW # 10535419 & 10535420
AECO-NP-11957	ENGINE VALVE(INLET AND EXHAUST)LANDROVER 2.50 LTR. PETROL, 110 SERIES(INLET)EN-52 &(EXHAUST)21 /4 N	LANDROVER	2.50 LTR. PETROL, 110 SERIES	ETC4067 & ETC5866	TRW # 10535445 & 10535446
E041L04150001N	ENGINE VALVE LEYLAND 401,402 NA,410,411 (TURBO) EXHAUST (21/4 N)	LEYLAND	401, 402 NA, 410, 411 (TURBO)	OEM # 10618851	TRW # 105-34570 & AE # V34570
E041L04150002N	ENGINE VALVE LEYLAND 401,402 NA,410,411 (TURBO) INLET (21/4 N)	LEYLAND	401, 402 NA, 410, 411 (TURBO)	OEM # 10618846	TRW # 105-34569 & AE # V34569
E041L04160201N	ENGINE VALVE LEYLAND OE138 (KB200,KB300) EXHAUST (21/4 N WITH STELLITE TIP)	LEYLAND	OE138 (KB200, KB300)		CLIENT PART # CV2819
E051L07020800N	ENGINE VALVE (INLET AND EXHAUST) LISTER 10/1 (10 HP) BOTH EN-18D	LISTER	10/1 (10 H.P.)		
E051L07021100N	ENGINE VALVE (INLET AND EXHAUST) LISTER 10/1 (10 HP) BOTH EN-9	LISTER	10/1 (10 H.P.)		
E051L07290800N	ENGINE VALVE (INLET AND EXHAUST) LISTER 12 HP (1 CYL) BOTH VALVE EN-18D SAME AS VALVE LISTER 10/1 (10 HP) BOTH BIG VALVE	LISTER	12 H.P.		
E051L07011200N	ENGINE VALVE (INLET AND EXHAUST) LISTER 6/1 (6 HP),8/1 (8 HP)INLET (EN-18D) & EXHAUST (21/4 N)	LISTER	6/1 (6 H.P.), 8/1 (8 H.P.)	OEM # (IN.) & (EX.) 01003121 & 81C121	GUNES # 3005

Item Code	Description	Engine	Model	O.E.M. No	Reference No
E051L07061100N	ENGINE VALVE (INLET AND EXHAUST) LISTER 9/1 & JP (BOTH EN-9)	LISTER	9/1 & JP	OEM # (IN.) 10381 & (EX.) 1031211	
E051L07100800N	ENGINE VALVE (INLET AND EXHAUST) LISTER HA (BOTH EN-18D)	LISTER	HA	OEM # (IN.) 35110361 & (EX.) 29150150	
E051L07110800N	ENGINE VALVE (INLET AND EXHAUST) LISTER HR (BOTH EN-18D)	LISTER	HR	OEM # (IN.) 351K50420 & (EX.) 351F50430	AE # (IN.) V34296 & (EX.) V34297
E051L07111200N	ENGINE VALVE (INLET AND EXHAUST) LISTER HR (INLET) EN-18D & (EXHAUST) 21/4 N	LISTER	HR	OEM # (IN.) 351K50420 & (EX.) 351F50430	AE # (IN.) V34296 & (EX.) V34297
E051L07110200N	ENGINE VALVE (INLET AND EXHAUST) LISTER HR (INLET) EN-18D & (EXHAUST) EN-52	LISTER	HR	OEM # (IN.) 351K50420 & (EX.) 351F50430	AE # (IN.) V34296 & (EX.) V34297
E051L07111300N	ENGINE VALVE (INLET AND EXHAUST) LISTER HR (INLET) EN-52 & (EXHAUST) BI-METAL = EN-52 & 21/4 N	LISTER	HR	OEM # (IN.) 351K50420 & (EX.) 351F50430	AE # (IN.) V34296 & (EX.) V34297
E051L07140800N	ENGINE VALVE (INLET AND EXHAUST) LISTER LD (IN. & EX. BOTH ARE SAME.) EN-18D	LISTER	LD	OEM # (IN.) & (EX.) 20110363	TRW # 105-02947 & AE # V2947
E051L07141200N	ENGINE VALVE (INLET AND EXHAUST) LISTER LD (INLET) EN-18D & (EXHAUST) 21/4N	LISTER	LD	OEM # (IN.) & (EX.) 20110363	TRW # 105-02947 & AE # V2947
E051L07150000N	ENGINE VALVE (INLET AND EXHAUST) LISTER LPW-4A (INLET) EN-52 & (EXHAUST) 21/4 N (STEM OF BOTH THE VALVE FLASH CHROME)	LISTER	LPW-4A	OEM # (IN.) 75140550 & (EX.) 75140530	
E051L07160800N	ENGINE VALVE (INLET AND EXHAUST) LISTER LR (BOTH EN-18D)	LISTER	LR		
E051L07170800N	ENGINE VALVE (INLET AND EXHAUST) LISTER LT (BOTH EN-18D)	LISTER	LT	OEM # (IN.) 60130361 & (EX.) 60130372	AE # (IN.) V90086 & (EX.) V90087

Item Code	Description	Engine	Model	O.E.M. No	Reference No
E051L07170600N	ENGINE VALVE (INLET AND EXHAUST) LISTER LT (BOTH EN-52)	LISTER	LT	OEM # (IN.) 60130361 & (EX.) 60130372	AE # (IN.) V90086 & (EX.) V90087
E051L07180800N	ENGINE VALVE (INLET AND EXHAUST) LISTER SL (BOTH EN-18D)	LISTER	SL	OEM # (IN.) 20119350 & (EX.) 20119360	
E051L07190810N	ENGINE VALVE (INLET AND EXHAUST) LISTER SR (BOTH EN-18D) NEW MODEL	LISTER	SR	OEM # (IN.) 20150871 & (EX.) 20150891	
E051L07191200N	ENGINE VALVE (INLET AND EXHAUST) LISTER SR (INLET) EN-18D & (EXHAUST) 21/4 N (NEW MODEL)	LISTER	SR	OEM # (IN.) 20150871 & (EX.) 20150891	
E051L07190200N	ENGINE VALVE (INLET AND EXHAUST) LISTER SR (INLET) EN-18D & (EXHAUST) EN-52 (NEW MODEL)	LISTER	SR	OEM # (IN.) 20150871 & (EX.) 20150891	
E051L07190010N	ENGINE VALVE (INLET AND EXHAUST) LISTER SR (INLET) EN-52 & (EXHAUST) 21/4 N (NEW MODEL)	LISTER	SR	OEM # (IN.) 20150871 & (EX.) 20150891	
E051L07200800N	ENGINE VALVE (INLET AND EXHAUST) LISTER ST (BOTH EN-18D)	LISTER	ST	OEM # (IN.) 20180250-9 & (EX.) 20180241-3	
E051L07200600N	ENGINE VALVE (INLET AND EXHAUST) LISTER ST (BOTH EN-52)	LISTER	ST	OEM # (IN.) 20180250-9 & (EX.) 20180241-3	
E051L07201200N	ENGINE VALVE (INLET AND EXHAUST) LISTER ST (INLET) EN-18D & (EXHAUST) 21/4 N	LISTER	ST	OEM # (IN.) 20180250-9 & (EX.) 20180241-3	
E051L07200200N	ENGINE VALVE (INLET AND EXHAUST) LISTER ST (INLET) EN-18D & (EXHAUST) EN-52	LISTER	ST	OEM # (IN.) 20180250-9 & (EX.) 20180241-3	

Item Code	Description	Engine	Model	O.E.M. No	Reference No
E051L07200000N	ENGINE VALVE (INLET AND EXHAUST) LISTER ST (INLET) EN-52 & (EXHAUST) 21/4 N	LISTER	ST	OEM # (IN.) 20180250-9 & (EX.) 20180241-3	
E051L07201300N	ENGINE VALVE (INLET AND EXHAUST) LISTER ST (INLET) EN-52 & (EXHAUST) BI-METAL = EN-52 & 21/4 N	LISTER	ST	OEM # (IN.) 20180250-9 & (EX.) 20180241-3	
E051L07220600N	ENGINE VALVE (INLET AND EXHAUST) LISTER TR (BOTH EN-52)	LISTER	TR	OEM # (IN.) 20133070 & (EX.) 20133080	GUNES CATALOGUE # (IN.) 3010 & (EX.) 3011
E051L07230800N	ENGINE VALVE (INLET AND EXHAUST) LISTER TS (BOTH EN-18D)	LISTER	TS	OEM # (IN.) 20130040 & (EX.) 20130051	
E051L07230600N	ENGINE VALVE (INLET AND EXHAUST) LISTER TS (BOTH EN-52)	LISTER	TS	OEM # (IN.) 20130040 & (EX.) 20130051	
E051L07230200N	ENGINE VALVE (INLET AND EXHAUST) LISTER TS (INLET) EN-18D & (EXHAUST) EN-52	LISTER	TS	OEM # (IN.) 20130040 & (EX.) 20130051	
E051L07230000N	ENGINE VALVE (INLET AND EXHAUST) LISTER TS (INLET) EN-52 & (EXHAUST) 21/4 N	LISTER	TS	OEM # (IN.) 20130040 & (EX.) 20130051	
E041L07020401N	ENGINE VALVE LISTER 10/1 (10 HP) EXHAUST (EN-18D)	LISTER	10/1 (10 H.P.)		
E041L07020901N	ENGINE VALVE LISTER 10/1 (10 HP) EXHAUST (EN-9)	LISTER	10/1 (10 H.P.)		
E041L07020402N	ENGINE VALVE LISTER 10/1 (10 HP) INLET (EN-18D)	LISTER	10/1 (10 H.P.)		
E041L07020902N	ENGINE VALVE LISTER 10/1 (10 HP) INLET (EN-9)	LISTER	10/1 (10 H.P.)		
E041L07300603N	ENGINE VALVE LISTER 12/1 (IN. & EX. BOTH ARE SAME.) EN-52	LISTER	43477		
E041L07010001N	ENGINE VALVE LISTER 6/1 (6 HP),8/1 (8 HP) EXHAUST (21/4 N)	LISTER	6/1 (6 H.P.), 8/1 (8 H.P.)	OEM # (EX.) 01003121 & 81C121	GUNES # 3005

Item Code	Description	Engine	Model	O.E.M. No	Reference No
E041L07010403N	ENGINE VALVE LISTER 6/1 (6 HP),8/1 (8 HP) IN. & EX. BOTH ARE SAME (EN-18D)	LISTER	6/1 (6 H.P.), 8/1 (8 H.P.)	OEM # 01003121 & 81C121	GUNES # 3005
E041L07010603N	ENGINE VALVE LISTER 6/1 (6 HP),8/1 (8 HP) IN. & EX. BOTH ARE SAME. (EN-52)	LISTER	6/1 (6 H.P.), 8/1 (8 H.P.)	OEM # 01003121 & 81C121	GUNES # 3005
E041L07010903N	ENGINE VALVE LISTER 6/1 (6 HP),8/1 (8 HP) IN. & EX. BOTH ARE SAME. (EN-9)	LISTER	6/1 (6 H.P.), 8/1 (8 H.P.)	OEM # 01003121 & 81C121	GUNES # 3005
E041L07010402N	ENGINE VALVE LISTER 6/1 (6 HP),8/1 (8 HP) INLET (EN-18D)	LISTER	6/1 (6 H.P.), 8/1 (8 H.P.)	OEM # (IN.) 01003121 & 81C121	GUNES # 3005
E041L07060901N	ENGINE VALVE LISTER 9/1 & JP (EXHAUST) EN-9	LISTER	9/1 & JP	OEM # 1031211	
E041L07060402N	ENGINE VALVE LISTER 9/1 & JP (INLET) EN-18D	LISTER	9/1 & JP	OEM # 10381	
E041L07060902N	ENGINE VALVE LISTER 9/1 & JP (INLET) EN-9	LISTER	9/1 & JP	OEM # 10381	
E041L07100401N	ENGINE VALVE LISTER HA (EXHAUST) EN-18D	LISTER	HA	OEM # 29150150	
E041L07100402N	ENGINE VALVE LISTER HA (INLET) EN-18D	LISTER	HA	OEM # 35110361	
E041L07110001N	ENGINE VALVE LISTER HR (EXHAUST) 21/4 N	LISTER	HR	OEM # 351F50430	AE # V34297
E041L07110201N	ENGINE VALVE LISTER HR (EXHAUST) 21/4 N WITH STELLITE TIP	LISTER	HR	OEM # 351F50430	AE # V34297
E041L07110301N	ENGINE VALVE LISTER HR (EXHAUST) BI-METAL	LISTER	HR	OEM # 351F50430	AE # V34297
E041L07110401N	ENGINE VALVE LISTER HR (EXHAUST) EN-18D	LISTER	HR	OEM # 351F50430	AE # V34297
E041L07110601N	ENGINE VALVE LISTER HR (EXHAUST) EN-52	LISTER	HR	OEM # 351F50430	AE # V34297
E041L07120001N	ENGINE VALVE LISTER HR (GAS) EXHAUST (21/4 N)	LISTER	HR (GAS)	OEM # 35150432	
E041L07120602N	ENGINE VALVE LISTER HR (GAS) INLET (EN-52)	LISTER	HR (GAS)	OEM # 35150420	
E041L07110402N	ENGINE VALVE LISTER HR (INLET) EN-18D	LISTER	HR	OEM # 351K50420	AE # V34296
E041L07110602N	ENGINE VALVE LISTER HR (INLET) EN-52	LISTER	HR	OEM # 351K50420	AE # V34296

Item Code	Description	Engine	Model	O.E.M. No	Reference No
E041L07110702N	ENGINE VALVE LISTER HR (INLET) EN-52 WITH STELLITE TIP	LISTER	HR	OEM # 351K50420	AE # V34296
E041L07140001N	ENGINE VALVE LISTER LD (EXHAUST) 21/4N	LISTER	LD	OEM # 20110363	TRW # 105-02947 & AE # V2947
E041L07140403N	ENGINE VALVE LISTER LD (IN. & EX. BOTH ARE SAME.) EN-18D	LISTER	LD	OEM # 20110363	TRW # 105-02947 & AE # V2947
E041L07140402N	ENGINE VALVE LISTER LD (INLET) EN-18D	LISTER	LD	OEM # 20110363	TRW # 105-02947 & AE # V2947
E041L07150001N	ENGINE VALVE LISTER LPW-4A (EXHAUST) 21/4 N (STEM OF THE VALVE FLASH CHROME)	LISTER	LPW-4A	OEM # 75140530	
E041L07150602N	ENGINE VALVE LISTER LPW-4A (INLET) EN-52 (STEM OF THE VALVE FLASH CHROME)	LISTER	LPW-4A	OEM # 75140550	
E041L07160403N	ENGINE VALVE LISTER LR (IN. & EX. BOTH ARE SAME.) EN-18D	LISTER	LR		
E041L07170401N	ENGINE VALVE LISTER LT (EXHAUST) EN-18D	LISTER	LT	OEM # 60130372	AE # V90087
E041L07170601N	ENGINE VALVE LISTER LT (EXHAUST) EN-52	LISTER	LT	OEM # 60130372	AE # V90087
E041L07170402N	ENGINE VALVE LISTER LT (INLET) EN-18D	LISTER	LT	OEM # 60130361	AE # V90086
E041L07170602N	ENGINE VALVE LISTER LT (INLET) EN-52	LISTER	LT	OEM # 60130361	AE # V90086
E041L07180401N	ENGINE VALVE LISTER SL (EXHAUST) EN-18D	LISTER	SL	OEM # 20119360	AE # V3621 & TRW # 105-03621
E041L07180402N	ENGINE VALVE LISTER SL (INLET) EN-18D	LISTER	SL	OEM # 20119350	AE # V3642 & TRW # 105-03642
E041L07190028N	ENGINE VALVE LISTER SR (EXHAUST) 21/4 N (NEW MODEL)	LISTER	SR	OEM # 20150891	
E041L07190301N	ENGINE VALVE LISTER SR (EXHAUST) BI-METAL (NEW MODEL)	LISTER	SR	OEM # 20150891	

Item Code	Description	Engine	Model	O.E.M. No	Reference No
E041L07190428N	ENGINE VALVE LISTER SR (EXHAUST) EN-18D (NEW MODEL)	LISTER	SR	OEM # 20150891	
E041L07190628N	ENGINE VALVE LISTER SR (EXHAUST) EN-52 (NEW MODEL)	LISTER	SR	OEM # 20150891	
E041L07190638N	ENGINE VALVE LISTER SR (EXHAUST) EN-52 (OLD MODEL)	LISTER	SR	OEM # 20119360	AE # V3621 & TRW # 105-03621
E041L07190429N	ENGINE VALVE LISTER SR (INLET) EN-18D (NEW MODEL)	LISTER	SR	OEM # 20150871	
E041L07190629N	ENGINE VALVE LISTER SR (INLET) EN-52 (NEW MODEL)	LISTER	SR	OEM # 20150871	
E041L07200001N	ENGINE VALVE LISTER ST (EXHAUST) 21/4 N (NON-MAGNETIC STEEL)	LISTER	ST	OEM # 20180241-3	
E041L07200301N	ENGINE VALVE LISTER ST (EXHAUST) BI-METAL	LISTER	ST	OEM # 20180241-3	
E041L07200401N	ENGINE VALVE LISTER ST (EXHAUST) EN-18D	LISTER	ST	OEM # 20180241-3	
E041L07200601N	ENGINE VALVE LISTER ST (EXHAUST) EN-52	LISTER	ST	OEM # 20180241-3	
E041L07200402N	ENGINE VALVE LISTER ST (INLET) EN-18D	LISTER	ST	OEM # 20180250-9	
E041L07200602N	ENGINE VALVE LISTER ST (INLET) EN-52	LISTER	ST	OEM # 20180250-9	
E041L07220001N	ENGINE VALVE LISTER TR (EXHAUST) 21/4 N	LISTER	TR	OEM # 20133080	GUNES CATALOGUE # 3011
E041L07220301N	ENGINE VALVE LISTER TR (EXHAUST) BI-METAL	LISTER	TR	OEM # 20133080	GUNES CATALOGUE # 3011
E041L07220601N	ENGINE VALVE LISTER TR (EXHAUST) EN-52	LISTER	TR	OEM # 20133080	GUNES CATALOGUE # 3011
E041L07220602N	ENGINE VALVE LISTER TR (INLET) EN-52	LISTER	TR	OEM # 20133070	GUNES CATALOGUE # 3010
E041L07230001N	ENGINE VALVE LISTER TS (EXHAUST) 21/4 N	LISTER	TS	OEM # 20130051	AE # V90976
E041L07230301N	ENGINE VALVE LISTER TS (EXHAUST) BI-METAL	LISTER	TS	OEM # 20130051	AE # V90976

Item Code	Description	Engine	Model	O.E.M. No	Reference No
E041L07230401N	ENGINE VALVE LISTER TS (EXHAUST) EN-18D	LISTER	TS	OEM # 20130051	AE # V90976
E041L07230601N	ENGINE VALVE LISTER TS (EXHAUST) EN-52	LISTER	TS	OEM # 20130051	AE # V90976
E041L07230402N	ENGINE VALVE LISTER TS (INLET) EN-18D	LISTER	TS	OEM # 20130040	AE # V90975
E041L07230602N	ENGINE VALVE LISTER TS (INLET) EN-52	LISTER	TS	OEM # 20130040	AE # V90975
E061L07010501N	ENGINE VALVE WITH GUIDE LISTER 6/1 (6 HP),8/1 (8 HP) BOTH GUIDE ARE INLET W/O THREAD (VALVE MATL. = EN-18D) ROUND TIN CONTAINER PACKING	LISTER	6/1 (6 H.P.), 8/1 (8 H.P.)		
E061L07170200N	ENGINE VALVE WITH GUIDE LISTER LT (BOTH VALVE EN-18D STEEL)	LISTER	LT		
E061L07190202N	ENGINE VALVE WITH GUIDE LISTER SR (NEW MODEL) BOTH VALVE EN-18D STEEL	LISTER	SR		
E061L07200200N	ENGINE VALVE WITH GUIDE LISTER ST (BOTH VALVE EN-18D STEEL)	LISTER	ST		
E061L07200012N	ENGINE VALVE WITH GUIDE LISTER ST (INLET) EN-52 & (EXHAUST) 21/4 N	LISTER	ST		
E061L07230200N	ENGINE VALVE WITH GUIDE LISTER TS (BOTH VALVE EN-18D STEEL)	LISTER	TS		
E061L07230012N	ENGINE VALVE WITH GUIDE LISTER TS (INLET) EN-52 & (EXHAUST) 21/4 N	LISTER	TS		
E061L07010500N	ENGINE VALVE WITH GUIDE ORIGINAL DESIGN LISTER 6/1 (6 HP),8/1 (8 HP) VALVE EN-18D (PLASTIC BOX PACKING)	LISTER	6/1 (6 H.P.), 8/1 (8 H.P.)		
E071L07020000N	ENGINE VALVE WITH GUIDE, SPRING, CUP & COLLET LISTER 10/1 (10 HP) BOTH VALVE EN-18D	LISTER	10/1 (10 H.P.)		

Item Code	Description	Engine	Model	O.E.M. No	Reference No
E071L07010201N	ENGINE VALVE WITH GUIDE, SPRING, CUP & COLLET LISTER 6/1 (6 HP),8/1 (8 HP) VALVE EN-18D (BOTH GUIDE ARE INLET W/O THREADED) TIN BOX PACKING	LISTER	6/1 (6 H.P.), 8/1 (8 H.P.)		
E071L07010202N	ENGINE VALVE WITH GUIDE, SPRING, CUP & COLLET LISTER 6/1 (6 HP),8/1 (8 HP) VALVE EN-18D (GUIDES ARE INDIAN TYPE - GUPTA M)	LISTER	6/1 (6 H.P.), 8/1 (8 H.P.)		
E071L07010200N	ENGINE VALVE WITH ORIGINAL GUIDE,SPRING,CUP & COLLET LISTER 6/1(6 HP),8/1(8 HP)VALVE EN-18D (EXHAUST VALVE GUIDE BIG WITH THREAD)	LISTER	6/1 (6 H.P.), 8/1 (8 H.P.)		
E051L07011100N	ENGINE VALVE(INLET AND EXHAUST)LISTER 6/1(6 HP),8/1(8 HP)BOTH EN-9(IN. & EX. BOTH ARE SAME)	LISTER	6/1 (6 H.P.), 8/1 (8 H.P.)	OEM # (IN.) & (EX.) 01003121 & 81C121	GUNES # 3005
E051L07010800N	ENGINE VALVE(INLET AND EXHAUST)LISTER 6/1(6 HP),8/1(8 HP)IN. & EX. BOTH ARE SAME(BOTH EN-18D	LISTER	6/1 (6 H.P.), 8/1 (8 H.P.)	OEM # (IN.) & (EX.) 01003121 & 81C121	GUNES # 3005
E051L07010600N	ENGINE VALVE(INLET AND EXHAUST)LISTER 6/1(6 HP),8/1(8 HP)IN. & EX. BOTH ARE SAME(BOTH EN-52)	LISTER	6/1 (6 H.P.), 8/1 (8 H.P.)	OEM # (IN.) & (EX.) 01003121 & 81C121	GUNES # 3005
E051L08040100N	ENGINE VALVE (INLET AND EXHAUST) LOMBARDINI LDA 450,LDA 510 (INLET) EN-24 & (EXHAUST) EN-52	LOMBARDINI	LDA 450, LDA 510	OEM # (IN.) 283965217 & (EX.) 283968527	QUEEN # (IN.) 0011 & (EX.) 0012
E051L08040000N	ENGINE VALVE (INLET AND EXHAUST) LOMBARDINI LDA 450,LDA 510 (INLET) EN-52 & (EXHAUST) 21/4 N	LOMBARDINI	LDA 450, LDA 510	OEM # (IN.) 283965217 & (EX.) 283968527	QUEEN # (IN.) 0011 & (EX.) 0012
E041L08040001N	ENGINE VALVE LOMBARDINI LDA 450,LDA 510 (EXHAUST) 21/4 N	LOMBARDINI	LDA 450, LDA 510	283968527	QUEEN # 0012
E041L08040601N	ENGINE VALVE LOMBARDINI LDA 450,LDA 510 (EXHAUST) EN-52	LOMBARDINI	LDA 450, LDA 510	OEM # 283968527	QUEEN # 0012

Item Code	Description	Engine	Model	O.E.M. No	Reference No
E041L08040502N	ENGINE VALVE LOMBARDINI LDA 450,LDA 510 (INLET) EN-24	LOMBARDINI	LDA 450, LDA 510	OEM # 283965217	QUEEN # 0011
E041L08040602N	ENGINE VALVE LOMBARDINI LDA 450,LDA 510 (INLET) EN-52	LOMBARDINI	LDA 450, LDA 510	OEM # 283965217	QUEEN # 0011
E071L08040500N	ENGINE VALVE WITH GUIDE, SPRING, CUP & COLLET LOMBARDINI LDA 450,LDA 510 (INLET VALVE) EN-52 & (EXHAUST VALVE) 21/4 N OR BI-METAL	LOMBARDINI	LDA 450, LDA 510		
E071L08040400N	ENGINE VALVE WITH GUIDE,SPRING,CUP & COLLET LOMBARDINI LDA 450,LDA 510(INLET)EN-24 &(EXHAUST)EN-52	LOMBARDINI	LDA 450, LDA 510		
E051L08040004N	ENGINE VALVE(INLET AND EXHAUST)LOMBARDINI LDA 450,LDA 510(IN.)EN-52 &(EX.)21/4 N(SET OF 6 PAIRS)	LOMBARDINI	LDA 450, LDA 510	OEM # (IN.) 283965217 & (EX.) 283968527	QUEEN # (IN.) 0011 & (EX.) 0012
E041M02060301Y	ENGINE VALVE MACK 672 CI (11.0L),E6350 & E7 (4 VALVE DIESEL) EXHAUST (BI-METAL)	MACK	672 C.I. (11.0L), E6350 & E7 (4 VALVE DIESEL)	OEM # 688GC2378	SBI # 01570 & QUEEN # 0138
E041M02060602Y	ENGINE VALVE MACK 672 CI (11.0L),E6350 & E7 (4 VALVE DIESEL) INLET (EN-52)	MACK	672 C.I. (11.0L), E6350 & E7 (4 VALVE DIESEL)	OEM # 690GC2210	SBI # 01571S & QUEEN # 0137
AECO-NP-11958	ENGINE VALVE(INLET AND EXHAUST)MACK 672 CI(11.0L), E6350 & E7(4 VALVE DIESEL)(INLET)EN-52 & (EXHAUST) 21/4 N	MACK	672	690GC2210 & 688GC2378	SBI # 01571S 01570 & QUEEN # 0137 0138
MAHINDRA00072	ENGINE VALVE (EXHAUST) MAHINDRA (OEM # 0310DC0050N)	MAHINDRA	-	0310DC0050N	
AECO-NP-11813	ENGINE VALVE (INLET AND EXHAUST) MAHINDRA DI 575 (INLET) EN-18D & (EXHAUST) EN-52	MAHINDRA	DI 575		

Item Code	Description	Engine	Model	O.E.M. No	Reference No
MAHINDRA00071	ENGINE VALVE (INLET) MAHINDRA (OEM # 0310DC0040N)	MAHINDRA	-	0310DC0040N	
MAHINDRA00226	ENGINE VALVE INTAKE MAHINDRA LXCRDi	MAHINDRA	-	OEM # 0310DM0030 N	
MAHINDRA00227	ENGINE VALVE MAHINDRA LXCRDi (EXHAUST)	MAHINDRA	LXCRDi	OEM # 0310DM0040 N	
AECO-NP-04679	VALVE(SEcurity) SCORPIO P-UP DIESEL NEF2.49 (2&4WD) OEM NO:03100C0140N	MAHINDRA	SCORPIO NEF2.49	03100C0140N	
AECO-NP-04678	VALVE(TECHY) SCORPIO P-UP DIESEL NEF2.49 (2&4WD) OEM No:023202	MAHINDRA	SCORPIO NEF2.49	23202	
AECO-NP-11959	ENGINE VALVE (INLET AND EXHAUST) MAN D2356 (INLET) EN- 52 & (EXHAUST) 21/4 N	MAN	D2356	51041010349 & 51041010364	QUEEN # 0625 & 0626
AECO-NP-11961	ENGINE VALVE (INLET AND EXHAUST) MAN D3256 (INLET) EN- 52 & (EXHAUST) 21/4 N	MAN	D3256		QUEEN # 0127 & 0129
E051M04080000N	ENGINE VALVE (INLET AND EXHAUST) MAN RABA D2146,D2156 (INLET) EN-52 & (EXHAUST) 21/4 N	MAN	D2146, D2156	OEM # (IN.) 51041010305 & (EX.) 51041010373	QUEEN # (IN.) 2109 & (EX.) 0624
AECO-NP-08501	ENGINE VALVE (INLET AND EXHAUST) MAN RABA D2156	MAN	D2156		
AECO-NP-08503	ENGINE VALVE (INLET AND EXHAUST) MAN RABA-2156	MAN	D2156		
E041M04090301N	ENGINE VALVE MAN D2356 (EXHAUST) BI-METAL	MAN	D2356	OEM # 51041010364	QUEEN # 0626
E041M04090602N	ENGINE VALVE MAN D2356 (INLET) EN-52	MAN	D2356	OEM # 51041010349	QUEEN # 0625
E041M04110001N	ENGINE VALVE MAN D2530,D2538,D2555,D2556,D256 5,D2566,D2840,D2866 (EXHAUST) 21/4 N	MAN	D2530, D2538, D2555, D2556, D2565, D2566, D2840, D2866	51041010367, 51041010447 & 51041010479	QUEEN # 0129

Item Code	Description	Engine	Model	O.E.M. No	Reference No
E041M04110002N	ENGINE VALVE MAN D2530,D2538,D2555,D2556,D2565,D2566,D2840,D2866 (INLET) 21/4 N	MAN	D2530, D2538, D2555, D2556, D2565, D2566, D2840, D2866	OEM # 51041010405	QUEEN # 0127
AE13477	ENGINE VALVE MAN D2538, D2565, D2566, D2865, D2866, D2876 (TURBO EURO 2) INLET (EN-52)	MAN	D2538, D2565, D2566, D2865, D2866, D2876	51041010348, 51041010375 & 51041010478	QUEEN # 0126
AE13482	ENGINE VALVE MAN D2866, D2876 (EXHAUST) 21/4N (3 GROOVE)	MAN	D2866, D2876	51041010548	QUEEN # 2488
AE13481	ENGINE VALVE MAN D2866, D2876 (INLET) EN-52 (3 GROOVE)	MAN	D2866, D2876	51041010547 (SC)	QUEEN # 2487
E041M04150301Y	ENGINE VALVE MAN D3256 (EXHAUST) BI-METAL	MAN	D3256		
E041M04150002Y	ENGINE VALVE MAN D3256 (INLET) 21/4 N	MAN	D3256		
AE13484	ENGINE VALVE MAN F2000, TG-A (EXHAUST) 21/4N	MAN	MAN F2000, TG-A	51041010483	QUEEN # 1824
AE13483	ENGINE VALVE MAN F2000, TG-A (INLET) EN-52	MAN	MAN F2000, TG-A	51041010482	QUEEN # 1823
E041M04080001N	ENGINE VALVE MAN RABA D2146,D2156 (EXHAUST) 21/4 N	MAN	D2146, D2156	51041010373, 51041010273 & 51041010126	QUEEN # 0624
E041M04080602N	ENGINE VALVE MAN RABA D2146,D2156 (INLET) EN-52	MAN	D2146, D2156	OEM # 51041010305 & 51041010129	QUEEN # 2109

Item Code	Description	Engine	Model	O.E.M. No	Reference No
AECO-NP-11960	ENGINE VALVE(INLET AND EXHAUST)MAN D2530, D2538, D2555, D2556, D2565, D2566, D2840, D2866(INLET) EN-52 & (EXHAUST) 21/4 N	MAN	D2530, D2538, D2555, D2556, D2565, D2566, D2840, D2866	51041010405, 51041010364, 51041010367, 51041010447 & 51041010479	QUEEN # 0127 & 0129
MARUTi00338	VALVE SET (INLET & OUTLET) MARUTI 800	MARUTI	800	OEM # 99000M24120-335	
MARUTi00159	ENGINE VALVE (EXHAUST) MARUTI/SUZUKI ALTO (OEM # 12915M72F10)	MARUTI/SUZUKI	ALTO	12915M72F10	
MARUTi00122	ENGINE VALVE (EXHAUST) MARUTI/SUZUKI ALTO (OEM # 12915M84410/400)	MARUTI/SUZUKI	ALTO	12915M84410 /400	
MARUTi00467	ENGINE VALVE (INLET AND EXHAUST) SUZUKI AX-100,MAX-100,SAMURAI (INLET) EN-52 & (EXHAUST) 21/4 N	MARUTI/SUZUKI	AX-100, MAX-100, SAMURAI		
AE12532	ENGINE VALVE (INLET AND EXHAUST) SUZUKI AX4 (INLET) EN-52 & (EXHAUST) 21/4 N	MARUTI/SUZUKI	AX4	IN # 1291133GC00 00 & EX # 1291233GC00 00	
MARUTi00158	ENGINE VALVE (INLET) MARUTI/SUZUKI ALTO (OEM # 12911M72F10)	MARUTI/SUZUKI	ALTO	12911M72F10	
MARUTi00121	ENGINE VALVE (INLET) MARUTI/SUZUKI ALTO (OEM # 12911M84420/400)	MARUTI/SUZUKI	ALTO	12911M84420 /400	
MARUTi00479	EXHAUST VALVE MARUTI/SUZUKI (OEM # 1291584010)	MARUTI/SUZUKI	-	OEM # 1291584010	
MARUTi00478	INLET VALVE MARUTI/SUZUKI (OEM # 1291178101)	MARUTI/SUZUKI	-	OEM # 1291178101	

Item Code	Description	Engine	Model	O.E.M. No	Reference No
E051P03010100N	ENGINE VALVE (INLET AND EXHAUST) PERKINS 3.152,4.203,6.288,6.305 (INLET) EN-24 & (EXHAUST) EN-52	MASSEY FERGUSON \ PERKINS	3.152, 4.203, 6.288, 6.305	(IN.) 31431261, 0910001, 731151M1, 732811M1 & (EX.) 31431951, 0910002	TRW # (IN.) 105-02076 (EX.) 105-02077 AE # (IN.) V90856 (EX.) V90857 & QUEEN # (IN.) 0555 & (EX.)
E051P03340600N	ENGINE VALVE (INLET AND EXHAUST) PERKINS 4.203 (BOTH EN-52)	MASSEY FERGUSON \ PERKINS	4.203	(IN.) 31431681 & (EX.) 31431761, 31431691	AE # (IN.) & (EX.) V34644
E051P03011203N	ENGINE VALVE (INLET AND EXHAUST) PERKINS 4.203 (IN.) EN-18D & (EX.) 21/4 N (SET OF 4 PAIRS)	MASSEY FERGUSON \ PERKINS	4.203	(IN.) 31431261, 0910001, 731151M1, 732811M1 & (EX.) 31431951, 0910002	TRW # (IN.) 105-02076 (EX.) 105-02077 AE # (IN.) V90856 (EX.) V90857 & QUEEN # (IN.) 0555 (EX.)
E051P03340200N	ENGINE VALVE (INLET AND EXHAUST) PERKINS 4.203 (INLET) EN-18D & (EXHAUST) EN-52	MASSEY FERGUSON \ PERKINS	4.203	(IN.) 31431681 & (EX.) 31431761, 31431691	AE # (IN.) & (EX.) V34644
E051P03340100N	ENGINE VALVE (INLET AND EXHAUST) PERKINS 4.203 (INLET) EN-24 & (EXHAUST) EN-52	MASSEY FERGUSON \ PERKINS	4.203	(IN.) 31431681 & (EX.) 31431761, 31431691	AE # (IN.) & (EX.) V34644
E051P03240012N	ENGINE VALVE (INLET AND EXHAUST) PERKINS 4.236 (INLET) EN-52 & (EXHAUST) 21/4 N (TECH)	MASSEY FERGUSON \ PERKINS	4.236	(IN.) 31431641, 739027M1 & (EX.) 31431881, 741466M1	AE # (IN.) V3365 & (EX.) V34789

Item Code	Description	Engine	Model	O.E.M. No	Reference No
E051P03050000N	ENGINE VALVE (INLET AND EXHAUST) PERKINS 4.318 (INLET) EN-52 & (EXHAUST) 21/4 N	MASSEY FERGUSON \ PERKINS	4.318	(IN.) 31431154, 738095M1, 0910030, 0910069 & (EX.) 31431671, 738944M1, 0910029, 31431142	AE # (IN.) V2683 & (EX.) V34653 & V2684 GIEFFE # (IN.) 582 & (EX.) 583 584
E051P03221411N	ENGINE VALVE (INLET AND EXHAUST) PERKINS D-3.152/D-4.203,MF-135 (INLET) EN-52 & (EXHAUST) 21-4N/BI-METAL (FLAT FACE)	MASSEY FERGUSON \ PERKINS	D-3.152/D-4.203, MF-135	(IN.) 31431281 & (EX.) 31431591, 31431271, 737640M1, 731152M1	AE # (IN.) V3363 & (EX.) V3364
E051P03090103N	ENGINE VALVE (INLET AND EXHAUST) PERKINS P-4.212/4.236/4.248 (SET OF 4 PAIRS) INLET (EN-24) & EXHAUST (EN-52)	MASSEY FERGUSON \ PERKINS	P- 4.212/4.236/4 .248	(IN.) 31431641, 31431103, 31431311, 739027M1 & (EX.) 31431109, 31431931, 31431791, 3142A052	AE # (IN.) V3365 V33943 & (EX.) V34101 V35048 V35052 V91184
E051P03090200N	ENGINE VALVE (INLET AND EXHAUST) PERKINS P-4.212/4.236/4.248/6.354 (INLET) EN-18D & (EXHAUST) EN-52	MASSEY FERGUSON \ PERKINS	P- 4.212/4.236/4 .248/6.354	(IN.) 31431641, 31431103, 31431311, 739027M1 & (EX.) 31431109, 31431931, 31431791, 3142A052	AE # (IN.) V3365 V33943 & (EX.) V34101 V35048 V35052 V91184

Item Code	Description	Engine	Model	O.E.M. No	Reference No
E051P03090100N	ENGINE VALVE (INLET AND EXHAUST) PERKINS P-4.212/4.236/4.248/6.354 (INLET) EN-24 & (EXHAUST) EN-52	MASSEY FERGUSON \ PERKINS	P-4.212/4.236/4.248/6.354	(IN.) 31431641, 31431103, 31431311, 739027M1 & (EX.) 31431109, 31431931, 31431791, 3142A052	AE # (IN.) V3365 V33943 & (EX.) V34101 V35048 V35052 V91184
E051P03091400N	ENGINE VALVE (INLET AND EXHAUST) PERKINS P-4.212/4.236/4.248/6.354 (INLET) EN-52 & (EXHAUST) 21-4N/BI-METAL	MASSEY FERGUSON \ PERKINS	P-4.212/4.236/4.248/6.354	(IN.) 31431641, 31431103, 31431311, 739027M1 & (EX.) 31431109, 31431931, 31431791, 3142A052	AE # (IN.) V3365 V33943 & (EX.) V34101 V35048 V35052 V91184
AECO-NP-08787	ENGINE VALVE PERKINS 1104, 1106 (INLET) EN-52	MASSEY FERGUSON \ PERKINS	1104, 1106		
AECO-NP-08786	ENGINE VALVE PERKINS 1104, 1106 EXHAUST (BI METAL)	MASSEY FERGUSON \ PERKINS	1104, 1106		
E041P03010101N	ENGINE VALVE PERKINS 3.152,4.203,6.288,6.305 (EXHAUST) 21/4 N	MASSEY FERGUSON \ PERKINS	3.152, 4.203, 6.288, 6.305	31431951, 0910002	TRW # 105-02077 AE # V90857 & QUEEN # 0556
E041P03010402N	ENGINE VALVE PERKINS 3.152,4.203,6.288,6.305 (INLET) EN-18D	MASSEY FERGUSON \ PERKINS	3.152, 4.203, 6.288, 6.305	31431261, 0910001, 731151M1 & 732811M1	TRW # 105-02076 AE # V90856 & QUEEN # 0555
E041P03010502N	ENGINE VALVE PERKINS 3.152,4.203,6.288,6.305 (INLET) EN-24	MASSEY FERGUSON \ PERKINS	3.152, 4.203, 6.288, 6.305	31431261, 0910001, 731151M1 & 732811M1	TRW # 105-02076 AE # V90856 & QUEEN # 0555

Item Code	Description	Engine	Model	O.E.M. No	Reference No
E041P03010602N	ENGINE VALVE PERKINS 3.152,4.203,6.288,6.305 (INLET) EN-52	MASSEY FERGUSON \\ PERKINS	3.152, 4.203, 6.288, 6.305	31431261, 0910001, 731151M1 & 732811M1	TRW # 105- 02076 AE # V90856 & QUEEN # 0555
E041P03010601N	ENGINE VALVE PERKINS 3.152/4.203/6.288/6.305 (EXHAUST) EN-52	MASSEY FERGUSON \\ PERKINS	3.152/4.203/6 .288/6.305	31431951, 0910002	TRW # 105- 02077 AE # V90857 & QUEEN # 0556
E041P03340001N	ENGINE VALVE PERKINS 4.203 (EXHAUST) 21/4 N	MASSEY FERGUSON \\ PERKINS	4.203	31431761, 31431011, 31431691, 3142A081, 747581M1, 3637529M1, 746008M1, 739972M1, 31431521 & 31431991	AE # V34644 & BEPCO # 30/43- 5
E041P03340601N	ENGINE VALVE PERKINS 4.203 (EXHAUST) EN-52	MASSEY FERGUSON \\ PERKINS	4.203	31431761, 31431011, 31431691, 3142A081, 747581M1, 3637529M1, 746008M1, 739972M1, 31431521 & 31431991	AE # V34644 & BEPCO # 30/43- 5
E041P03340402N	ENGINE VALVE PERKINS 4.203 (INLET) EN-18D	MASSEY FERGUSON \\ PERKINS	4.203	OEM # 31431681 & 739060M1	BEPCO # 30/42- 5
E041P03340502N	ENGINE VALVE PERKINS 4.203 (INLET) EN-24	MASSEY FERGUSON \\ PERKINS	4.203	OEM # 31431681 & 739060M1	BEPCO # 30/42- 5
E041P03340602N	ENGINE VALVE PERKINS 4.203 (INLET) EN-52	MASSEY FERGUSON \\ PERKINS	4.203	OEM # 31431681 & 739060M1	BEPCO # 30/42- 5
E041P03240030N	ENGINE VALVE PERKINS 4.236 (EXHAUST) 21/4 N (TECH)	MASSEY FERGUSON \\ PERKINS	4.236	3132A052, 3142A052, 31431881 & 741466M1	AE # V34789

Item Code	Description	Engine	Model	O.E.M. No	Reference No
E041P03240630N	ENGINE VALVE PERKINS 4.236 (EXHAUST) EN-52 (TECH)	MASSEY FERGUSON \ PERKINS	4.236	3132A052, 3142A052, 31431881 & 741466M1	AE # V34789
AE13044	ENGINE VALVE PERKINS 4.236 (INLET) EN-18D (TECH)	MASSEY FERGUSON \ PERKINS	4.236	OEM # 31431641 & 739027M1	AE # V3365
E041P03240631N	ENGINE VALVE PERKINS 4.236 (INLET) EN-52 (TECH)	MASSEY FERGUSON \ PERKINS	4.236	OEM # 31431641 & 739027M1	AE # V3365
E041P03050001N	ENGINE VALVE PERKINS 4.318 (EXHAUST) 21/4 N	MASSEY FERGUSON \ PERKINS	4.318	31431671, 738944M1, 0910029 & 31431142	AE # V34653 & V2684 GIEFFE # 583 & 584
E041P03050402N	ENGINE VALVE PERKINS 4.318 (INLET) EN-18D	MASSEY FERGUSON \ PERKINS	4.318	31431154, 738095M1, 0910030 & 0910069	AE # V2683 & GIEFFE # 582
E041P03050602N	ENGINE VALVE PERKINS 4.318 (INLET) EN-52	MASSEY FERGUSON \ PERKINS	4.318	31431154, 738095M1, 0910030 & 0910069	AE # V2683 & GIEFFE # 582
E041P03530602N	ENGINE VALVE PERKINS AT4.236 (INLET) EN-52	MASSEY FERGUSON \ PERKINS	AT4.236	3142H002 & 746823M1*	BEPCO # 30/42-25
E041P03220133N	ENGINE VALVE PERKINS D-3.152/D-4.203,MF-135 (EXHAUST) 21/4 N OR BI-METAL (FLAT FACE)	MASSEY FERGUSON \ PERKINS	D-3.152/D-4.20, MF-135	OEM # 31431591, 31431271, 731152M1, 737640M1	AE # V3364
E041P03220633N	ENGINE VALVE PERKINS D-3.152/D-4.203,MF-135 (EXHAUST) EN-52 (FLAT FACE)	MASSEY FERGUSON \ PERKINS	D-3.152/D-4.203, MF-135	OEM # 31431591, 31431271, 737640M1, 731152M1	AE # V3364
E041P03220432N	ENGINE VALVE PERKINS D-3.152/D-4.203,MF-135 (INLET) EN-18D (FLAT FACE)	MASSEY FERGUSON \ PERKINS	D-3.152/D-4.203, MF-135	OEM # 31431281	AE # V3363
E041P03220632N	ENGINE VALVE PERKINS D-3.152/D-4.203,MF-135 (INLET) EN-52 (FLAT FACE)	MASSEY FERGUSON \ PERKINS	D-3.152/D-4.203, MF-135	31431281	AE # V3363

Item Code	Description	Engine	Model	O.E.M. No	Reference No
E041P03090018N	ENGINE VALVE PERKINS P-4.212/4.236/4.248/6.354 (EXHAUST) 21/4 N (0.003"/0.0762MM)	MASSEY FERGUSON \ PERKINS	P-4.212/4.236/4.248/6.354	OEM # 31431882	VAPORMATIC # VPA1111
E041P03090019N	ENGINE VALVE PERKINS P-4.212/4.236/4.248/6.354 (EXHAUST) 21/4 N (0.015"/0.381MM)	MASSEY FERGUSON \ PERKINS	P-4.212/4.236/4.248/6.354	OEM # 31431883	VAPORMATIC # VPA1112
E041P03090020N	ENGINE VALVE PERKINS P-4.212/4.236/4.248/6.354 (EXHAUST) 21/4 N (0.030"/0.762MM)	MASSEY FERGUSON \ PERKINS	P-4.212/4.236/4.248/6.354	OEM # 31431884	VAPORMATIC # VPA1113
E041P03090101N	ENGINE VALVE PERKINS P-4.212/4.236/4.248/6.354 (EXHAUST) 21/4 N OR BI-METAL	MASSEY FERGUSON \ PERKINS	P-4.212/4.236/4.248/6.354	31431109, 3142A052, 31431791, 31431891, 31431881, 31431851, 31431104 & 31431931	TRW # 105-03366 & AE # V34101 V35048 V35052 & V91184
E041P03090601N	ENGINE VALVE PERKINS P-4.212/4.236/4.248/6.354 (EXHAUST) EN-52	MASSEY FERGUSON \ PERKINS	P-4.212/4.236/4.248/6.354	31431109, 3142A052, 31431791, 31431891, 31431881, 31431851, 31431104 & 31431931	TRW # 105-03366 AE # 34101 V35048 V35052 & V91184
E041P03090618N	ENGINE VALVE PERKINS P-4.212/4.236/4.248/6.354 (EXHAUST) EN-52 (0.003"/0.0762MM)	MASSEY FERGUSON \ PERKINS	P-4.212/4.236/4.248/6.354	OEM # 31431882	VAPORMATIC # VPA1111
E041P03090619N	ENGINE VALVE PERKINS P-4.212/4.236/4.248/6.354 (EXHAUST) EN-52 (0.015"/0.381MM)	MASSEY FERGUSON \ PERKINS	P-4.212/4.236/4.248/6.354	OEM # 31431883	VAPORMATIC # VPA1112
E041P03090620N	ENGINE VALVE PERKINS P-4.212/4.236/4.248/6.354 (EXHAUST) EN-52 (0.030"/0.762MM)	MASSEY FERGUSON \ PERKINS	P-4.212/4.236/4.248/6.354	OEM # 31431884	VAPORMATIC # VPA1113

Item Code	Description	Engine	Model	O.E.M. No	Reference No
E041P03090402N	ENGINE VALVE PERKINS P-4.212/4.236/4.248/6.354 (INLET) EN-18D	MASSEY FERGUSON \ PERKINS	P-4.212/4.236/4.248/6.354	31431641, 31431103, 31431871, 31431315, 31431311, 31431351 & 739027M1	AE # V3365 & V33943 TRW # 105-03365
E041P03090502N	ENGINE VALVE PERKINS P-4.212/4.236/4.248/6.354 (INLET) EN-24	MASSEY FERGUSON \ PERKINS	P-4.212/4.236/4.248/6.354	31431641, 31431103, 31431871, 31431315, 31431311, 31431351 & 739027M1	AE # V3365 & V33943 TRW # 105-03365
E041P03090521N	ENGINE VALVE PERKINS P-4.212/4.236/4.248/6.354 (INLET) EN-24 (0.003"/0.0762MM)	MASSEY FERGUSON \ PERKINS	P-4.212/4.236/4.248/6.354	OEM # 31431401	AE # V34024 & VAP # VPA1101
E041P03090522N	ENGINE VALVE PERKINS P-4.212/4.236/4.248/6.354 (INLET) EN-24 (0.015/0.381MM)	MASSEY FERGUSON \ PERKINS	P-4.212/4.236/4.248/6.354	OEM # 31431402	AE # V34026 & VAP # VPA1102
E041P03090523N	ENGINE VALVE PERKINS P-4.212/4.236/4.248/6.354 (INLET) EN-24 (0.030"/0.762MM)	MASSEY FERGUSON \ PERKINS	P-4.212/4.236/4.248/6.354	OEM # 31431403	VAP # VPA1103
E041P03090602N	ENGINE VALVE PERKINS P-4.212/4.236/4.248/6.354 (INLET) EN-52	MASSEY FERGUSON \ PERKINS	P-4.212/4.236/4.248/6.354	31431641, 31431103, 31431871, 31431315, 31431311, 31431351 & 739027M1	QUEEN # 1220, AE # V3365 & V33943 TRW # 105-03365
E041P03090621N	ENGINE VALVE PERKINS P-4.212/4.236/4.248/6.354 (INLET) EN-52 (0.003"/0.0762MM)	MASSEY FERGUSON \ PERKINS	P-4.212/4.236/4.248/6.354	OEM # 31431401	AE # V34024 & VAP # VPA1101
E041P03090622N	ENGINE VALVE PERKINS P-4.212/4.236/4.248/6.354 (INLET) EN-52 (0.015"/0.381MM)	MASSEY FERGUSON \ PERKINS	P-4.212/4.236/4.248/6.354	OEM # 31431402	AE # V34026 & VAP # VPA1102

Item Code	Description	Engine	Model	O.E.M. No	Reference No
E041P03090623N	ENGINE VALVE PERKINS P-4.212/4.236/4.248/6.354 (INLET) EN-52 (0.030"/0.762MM)	MASSEY FERGUSON \ PERKINS	P-4.212/4.236/4.248/6.354	OEM # 31431403	VAP # VPA1103
E041P03100064N	ENGINE VALVE PERKINS P-4.236 (AP) EXHAUST (21/4 N)	MASSEY FERGUSON \ PERKINS	P-4.236	31431109, 3142A052, 31431791, 31431891, 31431881, 31431851, 31431104 & 31431931	TRW # 105-03366 AE # 34101 V35048 V35052 & V91184
AE13263	ENGINE VALVE PERKINS P-4.236 (AP) EXHAUST (EN-52)	MASSEY FERGUSON \ PERKINS	P-4.236	31431109, 3142A052, 31431791, 31431891, 31431881, 31431851, 31431104 & 31431931	TRW # 10503366 AE # 34101 V35048 V35052 & V91184
E041P03100463N	ENGINE VALVE PERKINS P-4.236 (AP) INLET (EN-18D)	MASSEY FERGUSON \ PERKINS	P-4.236	31431641, 31431103, 31431871, 31431315, 31431311, 31431351 & 739027M1	AE # V3365 & V33943 TRW # 105-03365
E041P03100663N	ENGINE VALVE PERKINS P-4.236 (AP) INLET (EN-52)	MASSEY FERGUSON \ PERKINS	P-4.236	31431641, 31431103, 31431871, 31431315, 31431311, 31431351 & 739027M1	AE # V3365 & V33943 TRW # 105-03365
E041P03190001N	ENGINE VALVE PERKINS PHASER 1000 SERIES T4.40/T6.60 (TURBO) EXHAUST (21/4 N)	MASSEY FERGUSON \ PERKINS	PHASER 1000 SERIES T4.40/T6.60	OEM # 3142A051 & 748309M1	TRW # 105-V35460 BEPCO # 30/43-26 & AE # V91248 V35086

Item Code	Description	Engine	Model	O.E.M. No	Reference No
E041P03190601N	ENGINE VALVE PERKINS PHASER 1000 SERIES T4.40/T6.60 (TURBO) EXHAUST (EN-52)	MASSEY FERGUSON \ PERKINS	PHASER 1000 SERIES T4.40/T6.60	OEM # 3142A051 & 748309M1	TRW # 105-V35460 BEPCO # 30/43-26 & AE # V91248 V35086
AE13500	ENGINE VALVE PERKINS PHASER 1000 SERIES T4.40/T6.60 (TURBO) INLET (EN-18D)	MASSEY FERGUSON \ PERKINS	PHASER 1000 SERIES T4.40/T6.60	3142L071, 748413M1 & 3142L051	TRW # 105-V35459 AE # V91249 BEPCO # 30/42-38 & QUEEN # 0551
E041P03190602N	ENGINE VALVE PERKINS PHASER 1000 SERIES T4.40/T6.60 (TURBO) INLET (EN-52)	MASSEY FERGUSON \ PERKINS	PHASER 1000 SERIES T4.40/T6.60	3142L071, 748413M1 & 3142L051	TRW # 105-V35459 AE # V91249 BEPCO # 30/42-38 & QUEEN # 0551
E041P03520001N	ENGINE VALVE PERKINS PHASER 1004.40,1004.40T,1006.60,1006.60T (EXHAUST) 21/4 N	MASSEY FERGUSON \ PERKINS	PHASER 1004.40, 1004.40T, 1006.60, 1006.60T	OEM # 3142D051 & 4222147M91	BEPCO # 30/43-61
E041P03520602N	ENGINE VALVE PERKINS PHASER 1004.40,1004.40T,1006.60,1006.60T (INLET) EN-52	MASSEY FERGUSON \ PERKINS	PHASER 1004.40, 1004.40T, 1006.60, 1006.60T	OEM # 3142L081 & 4222149M91	BEPCO # 30/42-61
E041P03620001N	ENGINE VALVE PERKINS PHASER 1004.40T,1006.60T (EXHAUST) 21/4 N	MASSEY FERGUSON \ PERKINS	PHASER 1004.40T, 1006.60T	OEM # 3142D031 & 4222896M1	BEPCO # 30/43-62 & QUEEN # 1310
E041P03620602N	ENGINE VALVE PERKINS PHASER 1004.40T,1006.60T (INLET) EN-52	MASSEY FERGUSON \ PERKINS	PHASER 1004.40T, 1006.60T	OEM # 3142D041 & 4222894M1	BEPCO # 30/42-62 & QUEEN # 1309
E041P03610001N	ENGINE VALVE PERKINS PHASER 1004.42 (EXHAUST) 21/4 N	MASSEY FERGUSON \ PERKINS	PHASER 1004.42	OEM # 3142D061 & 4222957M1	BEPCO # 30/43-63 & QUEEN # 1312

Item Code	Description	Engine	Model	O.E.M. No	Reference No
E041P03610602N	ENGINE VALVE PERKINS PHASER 1004.42 (INLET) EN-52	MASSEY FERGUSON \ PERKINS	PHASER 1004.42	OEM # 3142H041 & 4222952M1	BEPKO # 30/42-63 & QUEEN # 1311
E041P03200301N	ENGINE VALVE PERKINS T6.354 (TURBO) EXHAUST (BI-METAL)	MASSEY FERGUSON \ PERKINS	T-6.354	3142A071, 3142A051 & 31431884	AE # V91248 & 35086
AE13604	ENGINE VALVE PERKINS T6.354 (TURBO) EXHAUST (EN-52)	MASSEY FERGUSON \ PERKINS	T-6.354	3142A071, 3142A051 & 31431884	AE # V91248 & 35086
AE13605	ENGINE VALVE PERKINS T6.354 (TURBO) INLET (EN18D)	MASSEY FERGUSON \ PERKINS	T-6.354	3142L072	
E041P03200602N	ENGINE VALVE PERKINS T6.354 (TURBO) INLET (EN-52)	MASSEY FERGUSON \ PERKINS	T-6.354	3142L072	
AE13170	ENGINE VALVE(INLET & EXHAUST)PERKINS PHASER 1000 SERIES T4.40/T6.60(TURBO)(INLET)EN-52 &(EXH AUST) 21/4 N	MASSEY FERGUSON \ PERKINS	PHASER 1000 SERIES T4.40/T6.60 (TURBO)	3142L071, 748413M1, 3142L051, 3142A051 & 748309M1	TRW # 105V35459 105V35460 AE # V91249 BEPKO # 30/423830/43 26 & QUEEN # 0551 V91248 V35086
E051P03011400N	ENGINE VALVE(INLET AND EXHAUST)PERKINS 3.152,4.203,6.288,6.305(IN.)EN-52 &(EX.)21/4 N ORBI-METAL	MASSEY FERGUSON \ PERKINS	3.152, 4.203, 6.288, 6.305	(IN.) 31431261, 0910001, 732251M1, 732811M1 & (EX.) 31431951, 0910002	TRW # (IN.) 105-02076 (EX.) 105-02077 AE # (IN.) V90856 (EX.) V90857 & QUEEN # (IN.) 0555 (EX.)
AECO-NP-11964	ENGINE VALVE (INLET AND EXHAUST) MAZDA B3, B5, B6 (INLET) EN-52 & (EXHAUST) 21/4 N	MAZDA	B3, B5, B6	B63012111, B63012121 & B61012121	TRW # V3827 V3828 & DOKURO # IMZ0283 EMZ5283

Item Code	Description	Engine	Model	O.E.M. No	Reference No
AECO-NP-11963	ENGINE VALVE (INLET AND EXHAUST) MAZDA BP, B5, 056 (INLET) EN-52 & (EXHAUST) 21/4 N	MAZDA	B3, B5, B6	BP0512111, BP0512111A, BP0612111, BP0512121 & BP0512121A	SBI # 10534 10235 TRW # V4321 S4322 MANLY # S2830 A2833 & DOKURO # IMZ0294 EMZ5294
E051M09100000N	ENGINE VALVE (INLET AND EXHAUST) MAZDA DEMIO-60/75 (INLET) EN-52 & (EXHAUST) 21/4 N	MAZDA	DEMIO-60/75	OEM # (IN.) B36612111 & (EX.) B36612121	QUEEN # (IN.) 1665 & (EX.) 1666
AECO-NP-11965	ENGINE VALVE (INLET AND EXHAUST) MAZDA F8, FE (INLET) EN-52 & (EXHAUST) 21/4 N	MAZDA	F8, FE	F80112111, F80112111A, F80112121, F80112121A, F80412121 & F80412121A	SBI # 10236 10237 TRW # V3249 S3250 MANLEY # S2436 A2475 & DOKURO # IMZ0275 IMZ5275
AECO-NP-11966	ENGINE VALVE (INLET AND EXHAUST) MAZDA MA,NA,VB,VC (INLET) EN-52 & (EXHAUST) 21/4 N	MAZDA	MA, NA, VB, VC	029012111, 029012111C, 045323255, D27Z6507A, 029012111D, 030512121, 30512121A, 029012121, 029012121A, 817312121, HE1912121, D27Z6505A & 045323256	SBI # 10061 10060S TRW # V3027 MANLEY # S1862 AS3160 AE # V34824 RV34824 V34825 RV34825 & DOKURO # IMZ0258 EMZ5258
E051M09260000N	ENGINE VALVE (INLET AND EXHAUST) MAZDA SL,T3500 (INLET) EN-52 & (EXHAUST) 21/4 N	MAZDA	SL, T3500	(IN.) SL0112111, SL0112111A & (EX.) SL0112121, SL7012121	DOKURO # (IN.) IMZ-0280 & (EX.) EMZ-5280

Item Code	Description	Engine	Model	O.E.M. No	Reference No
AECO-NP-11967	ENGINE VALVE (INLET AND EXHAUST) MAZDA TC,UC,E3,E5 (INLET) EN-52 & (EXHAUST) 21/4 N	MAZDA	TC, UC, E3, E5	029012111, 029012111C, 045323255, D27Z6507A, 029012111D, 030512121, 30512121A, 029012121, 029012121A, 817312121, HE1912121, D27Z6505A & 045323256	AE # V90197 V90198 MANLEY # S2200 AX2201 TRW # V3172 S3182 SBI # 10066 10099 & DOKURO # IMZ0257 EMZ5257
E041M09050001N	ENGINE VALVE MAZDA B3,B5,B6 (EXHAUST) 21/4 N	MAZDA	B3, B, B6	OEM # B63012121 & B61012121	TRW # V3828 & DOKURO # EMZ-5283
E041M09050602N	ENGINE VALVE MAZDA B3,B5,B6 (INLET) EN-52	MAZDA	B3, B, B6	OEM # B63012111	TRW # V3827 & DOKURO # IMZ-0283
E041M09040001N	ENGINE VALVE MAZDA BP,B5,056 (EXHAUST) 21/4 N	MAZDA	BP, B5, 056	OEM # BP0512121 & BP0512121A	SBI # 10235 TRW # S4322 MANLEY # A2833 & DOKURO # EMZ-5294
E041M09040602N	ENGINE VALVE MAZDA BP,B5,056 (INLET) EN-52	MAZDA	BP, B5, 056	BP0512111, BP0512111A & BP0612111	SBI # 10534 TRW # V4321 MANLY # S2830 & DOKURO # IMZ-0294
E041M09100001N	ENGINE VALVE MAZDA DEMIO-60/75 (EXHAUST) 21/4 N	MAZDA	DEMINO-60/75	OEM # B36612121	QUEEN # 1666
E041M09100602N	ENGINE VALVE MAZDA DEMIO-60/75 (INLET) EN-52	MAZDA	DEMINO-60/75	OEM # B36612111	QUEEN # 1665
AECO-NP-10069	ENGINE VALVE MAZDA F2 (EXHAUST) 21/4 N (34.00 X 7.00 X 116.30 X 45°)	MAZDA	F2	F20112121, F20112121A & F21012121	DOKURO # EMB5285
AECO-NP-10068	ENGINE VALVE MAZDA F2 (INLET) EN-52 (32.50 X 7.00 X 115.90 X 45°)	MAZDA	F2	F20112111 & F20212111	DOKURO # IMB0285

Item Code	Description	Engine	Model	O.E.M. No	Reference No
E041M09140001N	ENGINE VALVE MAZDA F8,FE (EXHAUST) 21/4 N	MAZDA	F8, FE	F80112121, F80112121A, F80412121 & F80412121A	SBI # 10237 TRW # S3250 MANLEY # A2475 & DOKURO # IMZ- 5275
E041M09140602N	ENGINE VALVE MAZDA F8,FE (INLET) EN-52	MAZDA	F8, FE	OEM # F80112111 & F80112111A	SBI # 10236 TRW # V3249 MANLEY # S2436 & DOKURO # IMZ- 0275
E041M09190602N	ENGINE VALVE MAZDA JE (INLET) EN-52	MAZDA	JE	OEM # JE0112111 & JE0612111	SBI # 10245 MANLEY # S2432 & DOKURO # IMZ- 0286
E041M09230001N	ENGINE VALVE MAZDA MA,NA,VB,VC (EXHAUST) 21/4 N	MAZDA	MA, NA, VB, VC	030512121, 30512121A, 029012121, 029012121A, 817312121, HE1912121, D27Z6505A & 045323256	SBI # 10060S TRW # AS3160 MANLEY # AX1863 AE # V34825 RV34825 & DOKURO # EMZ-5258
E041M09230602N	ENGINE VALVE MAZDA MA,NA,VB,VC (INLET) EN-52	MAZDA	MA, NA, VB, VC	029012111, 029012111C, 045323255, D27Z6507A & 029012111D	SBI # 10061 TRW # V3027 MANLEY # S1862 AE # V34824 RV34824 & DOKURO # IMZ- 0258
E041M09260001N	ENGINE VALVE MAZDA SL,T3500 (EXHAUST) 21/4 N	MAZDA	SL, T3500	OEM # SL0112121 & SL7012121	DOKURO # EMZ-5280
E041M09260602N	ENGINE VALVE MAZDA SL,T3500 (INLET) EN-52	MAZDA	SL, T3500	OEM # SL0112111 & SL0112111A	DOKURO # IMZ- 0280

Item Code	Description	Engine	Model	O.E.M. No	Reference No
E041M09280301N	ENGINE VALVE MAZDA TC,UC,E3,E5 (EXHAUST) BI-METAL	MAZDA	TC, UC, E3, E5	032412121, 048812121, 857212121, E30112121, E50112121 & D30312121	AE # V90198 MANLEY # AX2201 TRW # S3182 SBI # 10099 & DOKURO # EMZ-5257
E041M09280602N	ENGINE VALVE MAZDA TC,UC,E3,E5 (INLET) EN-52	MAZDA	TC, UC, E3, E5	032412111A, E30112111 & E50112111	AE # V90197 MANLEY # S2200 TRW # V3172 SBI # 10066 & DOKURO # IMZ- 0257
AECO-NP-12485	ENGINE VALVE MAZDA WE, WL, BT50 (EXHAUST) 21/4N (28.00 X 6.00 X 111.80)	MAZDA	WE, WL, BT50	WE0112121	
AECO-NP-12484	ENGINE VALVE MAZDA WE, WL, BT50 (INLET) EN-52 (31.00 X 6.00 X 111.85)	MAZDA	WE, WL, BT50	WE0112111	
AECO-NP-10066	ENGINE VALVE MAZDA WL, W9 (EXHAUST) 21/4 N (35.60 X 7.00 X 111.90 X 45°)	MAZDA	WL, W9	WL0112121 & WL5112121	QUEEN # 1674 & DOKURO # EMB5304
AECO-NP-10067	ENGINE VALVE MAZDA WL, W9 (INLET) EN-52 (32.70 X 7.00 X 111.90 X 45°)	MAZDA	WL, W9	WL0112111 & WL5112111	QUEEN # 1673 & DOKURO # IMB0304
AE13166	ENGINE VALVE (EXHAUST) MERCEDES OM 651 (3 GROOVE) 24.6 X 6.00 X 109.00 X 45° (21/4N)	MERCEDES	OM 651	OEM # 6510500127	QUEEN # 2852 & TRW # 261141
AE13235	ENGINE VALVE (INLET & EXHAUST) MERCEDES OM 501, OM 460 (INLET) (EN-52) & EXHAUST BI-METAL	MERCEDES	OM 501, OM 460	OEM # IN- 4570530001 & 5410500226 ,EX- 5410500227	IN-QUEEN # 1825 & TRW # 160054, EX- QUEEN # 1826 & TRW # 160055

Item Code	Description	Engine	Model	O.E.M. No	Reference No
E051M12650003N	ENGINE VALVE (INLET AND EXHAUST) MERCEDES 200D (ENG.-M115,M121) SET OF 4 PAIRS (INLET) EN-52 & (EXHAUST) 21/4 N	MERCEDES	200D	(IN.) 1210530401, 1150530101, 1150530201 & (EX.) 1150500027, 1150500127, 1290530005, 1290530105, 1300530105	TRW # (IN.) 2620 & (EX.) 2602
E051M12120100N	ENGINE VALVE (INLET AND EXHAUST) MERCEDES OM 314,OM 352 (INLET) EN-24 & (EXHAUST) EN-52	MERCEDES	OM 314, OM 352	OEM # (IN.) 3520530101 & (EX.) 3210530705	
E051M12111300N	ENGINE VALVE (INLET AND EXHAUST) MERCEDES OM 346,OM 355 (INLET) EN-52 & (EXHAUST) BI-METAL=EN-52 & 21/4 N	MERCEDES	OM 346, OM 355	(IN.) 3460530001 & (EX.) 3460530005, 3550500127	TRW # (IN.) 1668 & (EX.) 1669 & 16006
AECO-NP-11970	ENGINE VALVE (INLET AND EXHAUST) MERCEDES OM 355A (INLET) EN-52 & (EXHAUST) 21/4 N	MERCEDES	OM 355A	3550530001 & 3550530005	TRW # 1602 & 1603
AECO-NP-11968	ENGINE VALVE (INLET AND EXHAUST) MERCEDES OM 360 (INLET) EN-52 & (EXHAUST) 21/4 N	MERCEDES	OM 360	3270530701, 3600500326 & 3600500127	TRW # 1659 16128 & 1610
E051M12190100N	ENGINE VALVE (INLET AND EXHAUST) MERCEDES OM 360 (INLET) EN-52 & (EXHAUST) 21/4N	MERCEDES	OM 360	(IN.) 3270530701, 3600500326 & (EX.) 3600500127	TRW # (IN.) 1659 16128 & (EX.) 1610
E051M12240100N	ENGINE VALVE (INLET AND EXHAUST) MERCEDES OM 364, OM 364A, OM 366, OM 366A (INLET) EN-24 (30°) & (EXHAUST) EN-52 (45°)	MERCEDES	OM 364, OM 364A, OM 366, OM 366A	(IN.) 3660500326, 3660500726, 3760530101 & (EX.) 3660500027, 3660500227, 3760500127, 3210530905, 3520531505	(IN.) TRW # 16130 AE # V91191 QUEEN # 0867 & (EX.) TRW # 16122 AE # V91192 QUEEN # 2247

Item Code	Description	Engine	Model	O.E.M. No	Reference No
E051M12230900N	ENGINE VALVE (INLET AND EXHAUST) MERCEDES OM 366 (ECOLOGIC) BOTH VALVE BI-METAL = EN-52 & 21/4 N	MERCEDES	OM 366 (ECOLOGIC)		QUEEN # (IN.) 0554 & (EX.)
E051M12290000N	ENGINE VALVE (INLET AND EXHAUST) MERCEDES OM 401,OM 402,OM 403,OM 404,OM 407,OM 421,OM 422,OM 423,OM 424,OM 427,OM 441,OM 442,OM 444,OM 447 (INLET) EN-52 & (EXHAUST) 21/4 N	MERCEDES	OM 401, OM 402, OM 403, OM 404, OM 407, OM 421, OM 422, OM 423, OM 424, OM 427, OM 441, OM 442, OM 444, OM 447	(IN.) 4220500226,4 420500226,44 20500326,442 0500526 & (EX.) 4220500027,4 220500127,42 20500227,	QUEEN # (IN.) 0865 & (EX.) 0866
E051M12300020N	ENGINE VALVE (INLET AND EXHAUST) MERCEDES OM 403 (INLET) EN-52 & (EXHAUST) 21/4 N (RADIUS TYPE COLLET GROOVE - AFG)	MERCEDES	OM 403		
E051M12301320N	ENGINE VALVE (INLET AND EXHAUST) MERCEDES OM 403 (INLET) EN-52 & (EXHAUST) BI-METAL (RADIUS TYPE COLLET GROOVE - AFG)	MERCEDES	OM 403		
E051M12431300N	ENGINE VALVE (INLET AND EXHAUST) MERCEDES OM 601,OM 602 (190D-200D/TD) INLET (EN-52) & EXHAUST (BI-METAL) RIM WIDTH-2.50MM (AFG)	MERCEDES	OM 601, OM 602	(IN.) 6010530201, 6010530401, 6010531201 & (EX.) 6010500227, 6010500527, 6010501227	QUEEN # (IN.) 0523 (EX.) 0524 & TRW # (IN.) 26024 (EX.) 26032
AECO-NP-11974	ENGINE VALVE (INLET AND EXHAUST) MERCEDES OM 615 (200D, 220D) (INLET) EN-52 & (EXHAUST) 21/4 N	MERCEDES	OM 615	6150530101	TRW # 2622 & 2696
AECO-NP-11969	ENGINE VALVE (INLET AND EXHAUST) MERCEDES OM 904, OM 906 (INLET) EN-52 & (EXHAUST) 21/4 N	MERCEDES	OM 904, OM 906	9060500326 & 9060500327	QUEEN # 1829 1828 & PART # VE0480244 VE0480245

Item Code	Description	Engine	Model	O.E.M. No	Reference No
AE13165	ENGINE VALVE (INLET) MERCEDES OM 651 (3 GROOVE) 28.50 X 6.00 X 108.90 X 45° (EN-52)	MERCEDES	OM 651	OEM # 6510530101	QUEEN # 2851 & TRW # 261140
E041M12710049Y	ENGINE VALVE FOR REPAIR KIT MERCEDES OM 441A,OM 441LA,OM 442A,OM 442LA (21/4 N)	MERCEDES	OM 441A, OM 441LA, OM 442A, OM 442LA		
E041M12650602N	ENGINE VALVE MERCEDES 200D (ENG.-M115,M121) INLET (EN-52)	MERCEDES	200D	1210530401, 1150530101 & 1150530201	TRW # 2620
E041M12650001N	ENGINE VALVE MERCEDES 200D (ENG.-M115,M121),230D (ENG.-M115) EXHAUST (21/4 N)	MERCEDES	200D	1150500027, 1150500127, 1290530005, 1290530105 & 1300530105	TRW # 2602
E041M12550602N	ENGINE VALVE MERCEDES 230D (ENG.-M115) INLET (EN-52)	MERCEDES	230D	OEM # 1150500226 & 1150500126	TRW # 2636 & 26017
E041M12120301N	ENGINE VALVE MERCEDES OM 314,OM 352 (EXHAUST) BI-METAL = EN-52 & 21-4N	MERCEDES	OM 314, OM 352	OEM # 3210530705	TRW # 1638
E041M12120601N	ENGINE VALVE MERCEDES OM 314,OM 352 (EXHAUST) EN-52	MERCEDES	OM 314, OM 352	OEM # 3210530705	TRW # 1638
E041M12120502N	ENGINE VALVE MERCEDES OM 314,OM 352 (INLET) EN-24	MERCEDES	OM 314, OM 352	OEM # 3520530101	TRW # 1637
E041M12120602N	ENGINE VALVE MERCEDES OM 314,OM 352 (INLET) EN-52	MERCEDES	OM 314, OM 352	OEM # 3520530101	TRW # 1637
AECO-NP-01798	ENGINE VALVE MERCEDES OM 314,OM 352,OM 352A,OM 353A,OM 364,OM 364A,OM 366,OM 366A(EXHAUST)2 1/4 N(45°)	MERCEDES	OM 314, OM 352, OM 352A, OM 353A, OM 364, OM 364A, OM 366, OM 366A	3520531505, 3210530905, 3660500027, 3660500227 & 3760500028	TRW # 1604 QUEEN # 2247& AE # V90168

Item Code	Description	Engine	Model	O.E.M. No	Reference No
AE13474	ENGINE VALVE MERCEDES OM 314,OM 352,OM 352A,OM 353A,OM 364,OM 364A,OM 366,OM 366A(EXHAUST)21/4N	MERCEDES	OM 314, OM 352, OM 352A, OM 353A, OM 364, OM 364A, OM 366, OM 366A	3660500227, 3660500027, 3760500127, 3210530905 & 3520531506	TRW # 16122 AE # V91192 & QUEEN # 2247
E041M12140301N	ENGINE VALVE MERCEDES OM 314,OM 352,OM 352A,OM 353A,OM 364,OM 364A,OM 366,OM 366A(EXHAUST)BI-METAL BI-METAL = EN-52 & 21/4 N(45°)	MERCEDES	OM 314, OM 352, OM 352A, OM 353A, OM 364, OM 364A, OM 366, OM 366A	3520531505, 3210530905, 3660500027, 3660500227 & 3760500027	TRW # 1604 QUEEN # 2247 & AE # V90168
E041M12110001N	ENGINE VALVE MERCEDES OM 346,OM 355 (EXHAUST) 21/4 N	MERCEDES	OM 346, OM 355	OEM # 3460530105, 3460530005 & 3550500127	QUEEN # 1895, TRW # 1669 & 16006
E041M12110301N	ENGINE VALVE MERCEDES OM 346,OM 355 (EXHAUST) BI-METAL=EN-52 & 21/4 N	MERCEDES	OM 346, OM 355	OEM # 3460530005 & 3550500127	TRW # 1669 & 16006
E041M12110302N	ENGINE VALVE MERCEDES OM 346,OM 355 (INLET) BI-METAL	MERCEDES	OM 346, OM 355	OEM # 3460530001	TRW # 1668
E041M12110602N	ENGINE VALVE MERCEDES OM 346,OM 355 (INLET) EN-52	MERCEDES	OM 346, OM 355	OEM # 3460530001, 3460530101	QUEEN # 1894, TRW # 1668
E041M12140602N	ENGINE VALVE MERCEDES OM 352A (INLET) EN-52 (45°)	MERCEDES	OM 352A	OEM # 3520530101 & 3520500026	QUEEN # 2246, TRW # 1637 & AE # V90049
E041M12170001N	ENGINE VALVE MERCEDES OM 355A (EXHAUST) 21/4 N	MERCEDES	OM 355A	OEM # 3550530005	TRW # 1603
E041M12170301N	ENGINE VALVE MERCEDES OM 355A (EXHAUST) BI-METAL = EN-52 & 21/4 N	MERCEDES	OM 355A	OEM # 3550530005	TRW # 1603
E041M12170501N	ENGINE VALVE MERCEDES OM 355A (EXHAUST) EN-24	MERCEDES	OM 355A	OEM # 3550530005	TRW # 1603
E041M12170601N	ENGINE VALVE MERCEDES OM 355A (EXHAUST) EN-52	MERCEDES	OM 355A	OEM # 3550530005	TRW # 1603

Item Code	Description	Engine	Model	O.E.M. No	Reference No
E041M12170502N	ENGINE VALVE MERCEDES OM 355A (INLET) EN-24	MERCEDES	OM 355A	OEM # 3550530001	TRW # 1602
E041M12170602N	ENGINE VALVE MERCEDES OM 355A (INLET) EN-52	MERCEDES	OM 355A	OEM # 3550530001	TRW # 1602
AECO-NP-00714	ENGINE VALVE MERCEDES OM 360 (EXHAUST) 21/4 N	MERCEDES	OM 360	3600500127	TRW # 1610
E041M12190601N	ENGINE VALVE MERCEDES OM 360 (EXHAUST) 21/4N	MERCEDES	OM 360	OEM # 3600500127, 3270530705 & 3600500227	QUEEN # 2249, TRW # 1610
E041M12190502N	ENGINE VALVE MERCEDES OM 360 (INLET) EN-52	MERCEDES	OM 360	3270530701, 3600530001, & 3600500326+	QUEEN # 2248, TRW # 1659 & 16128
E041M12240502N	ENGINE VALVE MERCEDES OM 364,OM 364A,OM 366,OM 366A (INLET) EN-24 (30°)	MERCEDES	OM 364, OM 364A, OM 366, OM 366A	3660500326, 3760530101, 3660500366 & 3660500726	TRW # 16130 AE # V91191 & QUEEN # 0867
E041M12200602N	ENGINE VALVE MERCEDES OM 364,OM 364A,OM 366,OM 366A (INLET) EN-52	MERCEDES	OM 364, OM 364A, OM 366, OM 366A	OEM # 3660500226	QUEEN # 0520
E041M12210602N	ENGINE VALVE MERCEDES OM 364,OM 364A,OM 366,OM 366A (INLET) EN-52 (30°)	MERCEDES	OM 364, OM 364A, OM 366, OM 366A	3660500326, 3760530101, 3660500366 & 3660500726	TRW # 16130 AE # V91191 & QUEEN # 0867
E041M12230301N	ENGINE VALVE MERCEDES OM 366 (ECOLOGIC) EXHAUST (BI-METAL = EN-52 & 21/4 N)	MERCEDES	OM 366 (ECOLOGIC)		
E041M12230302N	ENGINE VALVE MERCEDES OM 366 (ECOLOGIC) INLET (BI-METAL = EN-52 & 21/4 N)	MERCEDES	OM 366 (ECOLOGIC)	OEM # 3660501226 (20°)	QUEEN # 0554
E041M12230602N	ENGINE VALVE MERCEDES OM 366 (ECOLOGIC) INLET (EN-52)	MERCEDES	OM 366 (ECOLOGIC)	OEM # 3660501226 (20°)	QUEEN # 0554
E041M12280001N	ENGINE VALVE MERCEDES OM 401,OM 402,OM 403,OM 404,OM 407 (EXHAUST) 21/4 N (FLAT COLLET GROOVE)	MERCEDES	OM 401, OM 402, OM 403, OM 404, OM 407	4230500427, 4230500327, 4030500427 & 4030501027	QUEEN # 2704, TRW # 1608

Item Code	Description	Engine	Model	O.E.M. No	Reference No
E041M12280301N	ENGINE VALVE MERCEDES OM 401,OM 402,OM 403,OM 404,OM 407 (EXHAUST) BI-METAL=EN-52 & 21/4 N (FLAT COLLET GROOVE)	MERCEDES	OM 401, OM 402, OM 403, OM 404, OM 407	4230500427, 4230500327, 4030500427 & 4030501027	TRW # 1608
E041M12280302N	ENGINE VALVE MERCEDES OM 401,OM 402,OM 403,OM 404,OM 407 (INLET) BI-METAL (FLAT COLLET GROOVE)	MERCEDES	OM 401, OM 402, OM 403, OM 404, OM 407	4230500026, 4030530901 & 17042Y1	TRW # 1606
E041M12280602N	ENGINE VALVE MERCEDES OM 401,OM 402,OM 403,OM 404,OM 407 (INLET) EN-52 (FLAT COLLET GROOVE)	MERCEDES	OM 401, OM 402, OM 403, OM 404, OM 407	4230500026, 4030530901 & 17042Y1	QUEEN # 2703, TRW # 1606
E041M12300066Y	ENGINE VALVE MERCEDES OM 403 (EXHAUST) 21/4 N (RADIUS TYPE COLLET GROOVE - AFG)	MERCEDES	OM 403		
E041M12300366N	ENGINE VALVE MERCEDES OM 403 (EXHAUST) BI-METAL (RADIUS TYPE COLLET GROOVE - AFG)	MERCEDES	OM 403		
E041M12300665N	ENGINE VALVE MERCEDES OM 403 (INLET) EN-52 (RADIUS TYPE COLLET GROOVE - AFG)	MERCEDES	OM 403		
AE13478	ENGINE VALVE MERCEDES OM 442, OM 443, OM 444 (EXHAUST) (21/4N)	MERCEDES	OM 442, OM 443, OM 444	4420160391 (SC & KS)	QUEEN # 7002
AE13627	ENGINE VALVE MERCEDES OM 501, OM 460 (EXHAUST) 21/4N	MERCEDES	OM 501, OM 460	5410500227	QUEEN # 1826 & TRW # 160055
E041M12560301N	ENGINE VALVE MERCEDES OM 501, OM 460 (EXHAUST) BI-METAL	MERCEDES	OM 501, OM 460	OEM # 5410500227	QUEEN # 1826 & TRW # 160055
E041M12560302N	ENGINE VALVE MERCEDES OM 501, OM 460 (INLET) EN-52	MERCEDES	OM 501, OM 460	OEM # 4570530001 & 5410500226	QUEEN # 1825 & TRW # 160054
AE13472	ENGINE VALVE MERCEDES OM 501, OM 502 (21/4 N) 17.00 X 8.00 X 86.80 X 45° (IN & EX SAME)	MERCEDES	OM 501, OM 502	5410160791	QUEEN # 7003

Item Code	Description	Engine	Model	O.E.M. No	Reference No
E041M12430001N	ENGINE VALVE MERCEDES OM 601,OM 602 (190D-200D/TD) EXHAUST (21/4 N)	MERCEDES	OM 601, OM 602	6010500227, 6010500527, 6010501227, 6010501927, 6010502127 & 6010502327	QUEEN # 0524 & TRW # 26032
E041M12430301N	ENGINE VALVE MERCEDES OM 601,OM 602 (190D-200D/TD) EXHAUST (BI-METAL)	MERCEDES	OM 601, OM 602	6010500227, 6010500527, 6010501227, 6010501927, 6010502127 & 6010502327	QUEEN # 0524 & TRW # 26032
E041M12430371N	ENGINE VALVE MERCEDES OM 601,OM 602 (190D-200D/TD) EXHAUST (BI-METAL) RIM WIDTH- 2.50MM (AFG)	MERCEDES	OM 601, OM 602	6010500227, 6010500527, 6010501227, 6010501927, 6010502127 & 6010502327	QUEEN # 0524 & TRW # 26032
E041M12430602N	ENGINE VALVE MERCEDES OM 601,OM 602 (190D-200D/TD) INLET (EN-52)	MERCEDES	OM 601, OM 602	6010530201, 6010530401 & 6010531201	QUEEN # 0523 & TRW # 26024
E041M12430670N	ENGINE VALVE MERCEDES OM 601,OM 602 (190D-200D/TD) INLET (EN-52) RIM WIDTH- 2.50MM (AFG)	MERCEDES	OM 601, OM 602	6010530201, 6010530401 & 6010531201	QUEEN # 0523 & TRW # 26024
E041M12680301N	ENGINE VALVE MERCEDES OM 612 (EXHAUST) BI-METAL	MERCEDES	OM 612	OEM # 6110530105 & 6110500127	QUEEN # 1694
E041M12680602N	ENGINE VALVE MERCEDES OM 612 (INLET) EN-52	MERCEDES	OM 612	OEM # 6110530101 & 6110530401	QUEEN # 1693
E041M12690001N	ENGINE VALVE MERCEDES OM 615 (200D,220D) EXHAUST (21/4 N)	MERCEDES	OM 615	OEM # 6150530705	TRW # 2696
E041M12690602N	ENGINE VALVE MERCEDES OM 615 (200D,220D) INLET (EN-52)	MERCEDES	OM 615	OEM # 6150530101	TRW # 2622

Item Code	Description	Engine	Model	O.E.M. No	Reference No
E041M12460001N	ENGINE VALVE MERCEDES OM 616,OM 617 (240-300D) EXHAUST (21/4 N)	MERCEDES	OM 616, OM 617	6160500027, 6160500127, 6160500527 & 6170500027	QUEEN # 2510
E041M12460301N	ENGINE VALVE MERCEDES OM 616,OM 617 (240-300D) EXHAUST (BI-METAL=EN-52 & 21/4 N)	MERCEDES	OM 616, OM 617	6160500027, 6160500127, 6160500527 & 6170500027	QUEEN # 2510
E041M12460602N	ENGINE VALVE MERCEDES OM 616,OM 617 (240-300D) INLET (EN-52)	MERCEDES	OM 616, OM 617	6160530201, 6160530301 & 6170530001	QUEEN # 2509
AE13471	ENGINE VALVE MERCEDES OM 904, OM 906 (EXHAUST) 21/4 N	MERCEDES	OM 904, OM 906	9060500327	QUEEN # 1828 & PART # VE0480245
AECO-NP-04415	ENGINE VALVE MERCEDES OM 904, OM 906 (INLET) EN-52	MERCEDES	OM 904, OM 906	9060500326	QUEEN # 1829 & PART # VE0480244
E041M12490301N	ENGINE VALVE MERCEDES OM 904,OM 906,OM 924,OM 926 (EXHAUST) BI-METAL = EN-52 & 21/4 N	MERCEDES	OM 904, OM 906, OM 924, OM 926	9060500327, 9060500627 & 9060500727	QUEEN # 1828, SBI # 10-3189 & PART # VE0480245, KS # 50004697
E041M12490302N	ENGINE VALVE MERCEDES OM 904,OM 906,OM 924,OM 926 (INLET) BI-METAL = EN-52 & 21/4 N	MERCEDES	OM 904, OM 906, OM 924, OM 926	9060500326, 9060500626 & 9060500726	QUEEN # 1829 SBI # 10-3188 & PART # VE0480244
E041M12490602N	ENGINE VALVE MERCEDES OM 904,OM 906,OM 924,OM 926 (INLET) EN-52	MERCEDES	OM 904, OM 906, OM 924, OM 926	9060500326, 9060500626 & 9060500726	QUEEN # 1829, SBI # 10-3188 & PART # VE0480244, KS # 50017655
E041M12730001N	ENGINE VALVE MERCEDES OM 906,OM 924,OM 926 (EXHAUST) 21/4 N (15.20 X 6.00 X 81.70 X 45°)	MERCEDES	OM 906, OM 924, OM 926	OEM # 9060160791	

Item Code	Description	Engine	Model	O.E.M. No	Reference No
E041M12140601N	ENGINE VALVE MERCEDES OM314,OM352,OM352A,OM353 A,OM364,OM364A,OM366,OM36 6A(EXHAUST)EN-52(45°)	MERCEDES	OM 314, OM 352, OM 352A, OM 353A, OM 364, OM 364A, OM 366, OM 366A	3520531505, 3210530905, 3660500027, 3660500227 & 3760500027	TRW # 1604 QUEEN # 2247 & AE # V90168
E041M12240601N	ENGINE VALVE MERCEDES OM314,OM352,OM352A,OM353 A,OM364,OM364A,OM366,OM36 6A(EXHAUST)EN-52(45°)	MERCEDES	OM 314, OM 352, OM 352A, OM 353A, OM 364, OM 364A, OM 366, OM 366A	3660500227, 3660500027, 3760500127, 3210530905 & 3520531505	TRW # 16122 AE # V91192 & QUEEN # 2247
E041M12290001N	ENGINE VALVE MERCEDES OM401,OM402,OM403,OM404,O M407,OM421,OM422,OM423,O M424,OM427,OM441, OM442,OM444,OM447(EXHAUST)21/4 N	MERCEDES	OM 401, OM 402, OM 403, OM 404, OM 407, OM 421, OM 422, OM 423, OM 424, OM 427, OM 441, OM 442, OM 444, OM 447	OEM # 4220500027, 4220500127, 4220500227, 4420500227 & 4420500427	QUEEN # 0866
E041M12290301N	ENGINE VALVE MERCEDES OM401,OM402,OM403,OM404,O M407,OM421,OM422,OM423,O M424,OM427,OM441, OM442,OM444,OM447(EXHAUST)BI-METAL	MERCEDES	OM 401, OM 402, OM 403, OM 404, OM 407, OM 421, OM 422, OM 423, OM 424, OM 427, OM 441, OM 442, OM 444, OM 447	4220500027, 4220500127, 4220500227, 4420500227 & 4420500427	QUEEN # 0866

Item Code	Description	Engine	Model	O.E.M. No	Reference No
E041M12290002N	ENGINE VALVE MERCEDES OM401,OM402,OM403,OM404,O M407,OM421,OM422,OM423,O M424,OM427,OM441, OM442,OM444,OM447(INLET)21 /4 N	MERCEDES	OM 401, OM 402, OM 403, OM 404, OM 407, OM 421, OM 422, OM 423, OM 424, OM 427, OM 441, OM 442, OM 444, OM 447	4220500226, 4420500226, 4420500326 & 4420500526	QUEEN # 0865
E041M12290302N	ENGINE VALVE MERCEDES OM401,OM402,OM403,OM404,O M407,OM421,OM422,OM423,O M424,OM427,OM441, OM442,OM444,OM447(INLET)BI- METAL	MERCEDES	OM 401, OM 402, OM 403, OM 404, OM 407, OM 421, OM 422, OM 423, OM 424, OM 427, OM 441, OM 442, OM 444, OM 447	4220500226, 4420500226, 4420500326 & 4420500526	QUEEN # 0865
E041M12290602N	ENGINE VALVE MERCEDES OM401,OM402,OM403,OM404,O M407,OM421,OM422,OM423,O M424,OM427,OM441, OM442,OM444,OM447(INLET)EN- 52	MERCEDES	OM 401, OM 402, OM 403, OM 404, OM 407, OM 421, OM 422, OM 423, OM 424, OM 427, OM 441, OM 442, OM 444, OM 447	4220500226, 4420500226, 4420500326 & 4420500526	QUEEN # 0865
E051M12121300N	ENGINE VALVE(INLET AND EXHAUST)MERCEDES OM 314,OM 352(IN.)EN-52 &(EX.)BI-METAL = EN-52 & 21/4N	MERCEDES	OM 314, OM 352	OEM # (IN.) 3520530101 & (EX.) 3210530705	

Item Code	Description	Engine	Model	O.E.M. No	Reference No
AECO-NP-00622	ENGINE VALVE(INLET AND EXHAUST)MERCEDES OM 401, OM 402, OM 403, OM 404, OM 407(INLET)EN-52 &(EX HAUST) 21/4 N (FLAT COLLET GROOVE)	MERCEDES	OM 401, OM 402, OM 403, OM 404, OM 407	(IN.) 4230500026, 4030530901, 17042Y1 & (EX.) 4230500427, 4230500327, 4030500427, 4030501028	TRW # (IN.) 1606 & (EX.) 1608
AECO-NP-11971	ENGINE VALVE(INLET AND EXHAUST)MERCEDES OM 601, OM 602(190D-200D/TD)(INLET)EN-52 &(EXHAUST)21 /4 N	MERCEDES	OM 601, OM 602	6010530201, 6010530401, 6010531201, 6010500227, 6010500527, 6010501227, 6010501927, 6010502127 & 6010502327	QUEEN # 0523 0524 & TRW # 26024 26032
AECO-NP-11972	ENGINE VALVE(INLET AND EXHAUST)MERCEDES OM 616, OM 617(240-300D)(INLET)EN-52 &(EXHAUST)21/4 N	MERCEDES	OM 616, OM 617	6160530201, 6160530301, 6170530001, 6160500027, 6160500127, 6160500527 & 6170500027	QUEEN # 2509 & 2510
AECO-NP-11973	ENGINE VALVE(INLET AND EXHAUST)MERCEDES OM 904, OM 906, OM 924, OM 926(INLET)EN-52 &(EXHAUST)2 1/4 N	MERCEDES	OM 904, OM 906, OM 924, OM 926	9060500326, 9060500626, 9060500726, 9060500327, 9060500627 & 9060500727	QUEEN # 1829 1828 SBI # 103188 103189 & PART # VE0480244 VE0480245
AE13101	ENGINE VALVE (EXHAUST) MITSUBISHI S6KT, 4KT (21/4N) FULLY BLACK FINISHED (EXCEPT TIP FACE & ANGLE FACE)	MITSUBISHI	S6KT, 4KT	OEM # 3670401601	

Item Code	Description	Engine	Model	O.E.M. No	Reference No
AECO-NP-11986	ENGINE VALVE (INLET AND EXHAUST) MITSUBISHI 4D30, 4D31, 4D34 (INLET) EN-52 & (EXHAUST) 21/4 N	mitsubishi	4D30, 4D31, 4D34	ME011244, ME011265, ME029006, ME013810, ME011245, ME011265, ME029007 & ME013832	DOKURO # IMB0313 EMB5313 & EVERPHONE # VMI01I VMI01E
AECO-NP-11985	ENGINE VALVE (INLET AND EXHAUST) MITSUBISHI 4D55, 4D56 (INLET) EN-52 & (EXHAUST) 21/4 N	mitsubishi	4D55, 4D56	MD050100, MD050552, MD050543 & MD050101	DOKURO # IMB0320 EMB5320 & EVERPHONE # VMI03I VMI03E
E051M15160000N	ENGINE VALVE (INLET AND EXHAUST) MITSUBISHI 6D10,6D11,6D14 (INLET) EN-52 & (EXHAUST) 21/4 N	mitsubishi	6D10, 6D11, 6D14	(IN.) ME031938, ME031297 & (EX.) ME031940 & ME031154	DOKURO # (IN.) IMB-0311 (EX.) EMB- 5311 & EVERPHONE # (IN.) VMI-05I (EX.) VMI-05E
E051M15201300N	ENGINE VALVE (INLET AND EXHAUST) MITSUBISHI 6D15,6D16 (INLET) EN-52 & (EXHAUST) 21-4N/BI-METAL	mitsubishi	6D15, 6D16	(IN.) ME031937, ME031557 & (EX.) ME031939, ME031558	DOKURO # (IN.) IMB-0315 (EX.) EMB- 5315 PART # (IN.) 2221193000 (EX.) 2221293000 & EVERPHONE # (IN

Item Code	Description	Engine	Model	O.E.M. No	Reference No
E051M1521000N	ENGINE VALVE (INLET AND EXHAUST) MITSUBISHI 6D20,6D21,6D22 (INLET) EN-52 & (EXHAUST) 21/4 N	mitsubishi	6D20, 6D21, 6D22	(IN.) MD051063, ME051696, 3090400302, 3090400401 & (EX.) MD051064, ME051567, ME051697, 3110401103, 3120470200, 3120471101	DOKURO # (IN.) IMB-0314 (EX.) EMB-5308 & EVERPHONE # (IN.) VMI-071 (EX.) VMI-07E
E051M15721300N	ENGINE VALVE (INLET AND EXHAUST) MITSUBISHI 8DC9,8DC11 (INLET) EN-52 & (EXHAUST) 21-4N/BI-METAL	mitsubishi	8DC9, 8DC11	(IN.) ME061545, ME091558, 3120430200 & (EX.) ME061547, ME065587, ME091559, 3120431200	DOKURO # (IN.) IMB-0316 (EX.) EMB-5316 & EVERPHONE # (IN.) VMI-121 (EX.) VMI-12E & PART # (IN.) 22
E051M15360800N	ENGINE VALVE (INLET AND EXHAUST) MITSUBISHI DI-700,DI-800 (BOTH EN-18D)	mitsubishi	DI-700, DI-800		
E051M15410800N	ENGINE VALVE (INLET AND EXHAUST) MITSUBISHI HD-330 (BOTH EN-18D)	mitsubishi	HD-330	OEM # (IN.) EN51208 & (EX.) EN31505	
E051M15410200N	ENGINE VALVE (INLET AND EXHAUST) MITSUBISHI HD-330 (INLET) EN-18D & (EXHAUST) EN-52	mitsubishi	HD-330	OEM # (IN.) EN51208 & (EX.) EN31505	
E051M15420800N	ENGINE VALVE (INLET AND EXHAUST) MITSUBISHI M11,M12/NM-130 (BOTH EN-18D)	mitsubishi	M11, M12/NM-130		EVERPHONE # (IN.) VMA-03-I & (EX.) VMA-03-E
E051M15420200N	ENGINE VALVE (INLET AND EXHAUST) MITSUBISHI M11,M12/NM-130 (INLET) EN-18D & (EXHAUST) EN-52	mitsubishi	M11, M12/NM-130		EVERPHONE # (IN.) VMA-03-I & (EX.) VMA-03-E

Item Code	Description	Engine	Model	O.E.M. No	Reference No
E051M15450805N	ENGINE VALVE (INLET AND EXHAUST) MITSUBISHI M16/NM-180H (BOTH EN-18D) KSKCL	mitsubishi	M16/NM-180H		
E051M15470800N	ENGINE VALVE (INLET AND EXHAUST) MITSUBISHI M85/NM-85 (BOTH EN-18D)	mitsubishi	M85/NM-85		
E051M15470200N	ENGINE VALVE (INLET AND EXHAUST) MITSUBISHI M85/NM-85 (INLET) EN-18D & (EXHAUST) EN-52	mitsubishi	M85/NM-85		
E051M15650800N	ENGINE VALVE (INLET AND EXHAUST) MITSUBISHI SD-5/NM-75,M7 (BOTH EN-18D)	mitsubishi	SD-5/NM-75, M7		
E051M15650200N	ENGINE VALVE (INLET AND EXHAUST) MITSUBISHI SD-5/NM-75,M7 (INLET) EN-18D & (EXHAUST) EN-52	mitsubishi	SD-5/NM-75, M7		
E051M15730007N	ENGINE VALVE (INLET AND EXHAUST) MITSUBISHI T2 (DIESEL) SOHC (INLET) EN-52 & (EXHAUST) 21/4 N (TPL)	mitsubishi	T2 (DIESEL) SOHC	OEM # (IN.) 2221142200 & (EX.) 2221242200	
E051M15730008N	ENGINE VALVE (INLET AND EXHAUST) MITSUBISHI T2 (DIESEL) SOHC (INLET) EN-52 & (EXHAUST) 21/4 N (VB)	mitsubishi	T2 (DIESEL) SOHC	OEM # (IN.) 2221142200 & (EX.) 2221242200	
AE13100	ENGINE VALVE (INLET) MITSUBISHI S6KT, 4KT (EN-52) FULLY BLACK FINISHED (EXCEPT TIP FACE & ANGLE FACE)	mitsubishi	S6KT, 4KT	OEM # 3670400401 & 3670401401	
E041M15040001N	ENGINE VALVE MITSUBISHI 4D30,4D31,4D34 (EXHAUST) 21/4 N	mitsubishi	4D30, 4D31, 4D34	OEM # ME011245, ME011266, ME029007, ME220217 & ME013832	DOKURO # EMB-5313 & EVERPHONE # VMI-01E
E041M15040602N	ENGINE VALVE MITSUBISHI 4D30,4D31,4D34 (INLET) EN-52	mitsubishi	4D30, 4D31, 4D34	OEM # ME011244, ME011265, ME029006 & ME013810	DOKURO # IMB-0313 & EVERPHONE # VMI-01I

Item Code	Description	Engine	Model	O.E.M. No	Reference No
E041M15750001N	ENGINE VALVE MITSUBISHI 4D31,4D34,2.5T (MIGHTY) EXHAUST (21/4 N)	mitsubishi	4D31, 4D34, 2.5T (MIGHTY)	OEM # ME011266	EVERPHONE # VMI-02E
E041M15750602N	ENGINE VALVE MITSUBISHI 4D31,4D34,2.5T (MIGHTY) INLET (EN-52)	mitsubishi	4D31, 4D34, 2.5T (MIGHTY)	OEM # ME011265	EVERPHONE # VMI-02I
E041M15020001N	ENGINE VALVE MITSUBISHI 4D55,4D56 (EXHAUST) 21/4 N	mitsubishi	4D55, 4D56	OEM # MD050543 & MD050101	DOKURO # EMB-5320 & EVERPHONE # VMI-03E
E041M15020601N	ENGINE VALVE MITSUBISHI 4D55,4D56 (EXHAUST) EN-52	mitsubishi	4D55, 4D56	OEM # MD050543 & MD050101	DOKURO # EMB-5320 & EVERPHONE # VMI-03E
E041M15020402N	ENGINE VALVE MITSUBISHI 4D55,4D56 (INLET) EN-18D	mitsubishi	4D55, 4D56	OEM # MD050100 & MD050552	DOKURO # IMB-0320 & EVERPHONE # VMI-03I
E041M15860001N	ENGINE VALVE MITSUBISHI 4D56,4D56T (EXHAUST) 21/4 N (34.00 X 8.00 X 130.0X 45°)	mitsubishi	4D56, 4D56T	MD198405, MD198406 & 2221242520	QUEEN # 1526 & DOKURO # EMB-5369
E041M15860602N	ENGINE VALVE MITSUBISHI 4D56,4D56T (INLET) EN-52 (40.00 X 8.00 X 130.00 X 45°)	mitsubishi	4D56, 4D56T	MD198403, MD198404, MD321272 & 2221142520	QUEEN # 1525 & DOKURO # IMB-0369
E041M15090001N	ENGINE VALVE MITSUBISHI 4G32,4G33,4G35,4G36 (EXHAUST) 21/4 N	mitsubishi	4G32, 4G33, 4G35, 4G36	MD000481, MD007783 & MD002481	DOKURO # EMB-5302
E041M15090602N	ENGINE VALVE MITSUBISHI 4G32,4G33,4G35,4G36 (INLET) EN- 52	mitsubishi	4G32, 4G33, 4G35, 4G36	OEM # MD000480 & MD064871	DOKURO # IMB-0302
AECO-NP-10061	ENGINE VALVE MITSUBISHI 4G63, 4G64 (EXHAUST) 21/4 N (29.00 X 6.00 X 114.00 X 45°)	mitsubishi	4G63, 4G64	MD197097, MD199193, MD306183, MD197106 & MD303178	QUEEN # 1040 & DOKURO # EMB5352
AECO-NP-10060	ENGINE VALVE MITSUBISHI 4G63, 4G64 (INLET) EN-52 (33.00 X 6.00 X 112.50 X 45°)	mitsubishi	4G63, 4G64	MD301193 & MD159502	QUEEN # 1039 & DOKURO # IMB0352

Item Code	Description	Engine	Model	O.E.M. No	Reference No
E041M15850001N	ENGINE VALVE MITSUBISHI 4M40 (EXHAUST) 21/4 N (35.00 X 8.00 X 108.40 X 45°)	MITSUBISHI	4M40	OEM # ME200051 & ME202688	QUEEN # 1528 & DOKURO # EMB-5364
E041M15850602N	ENGINE VALVE MITSUBISHI 4M40 (INLET) EN-52 (41.00 X 8.00 X 108.60 X 45°)	MITSUBISHI	4M40	OEM # ME200050 & ME202687	QUEEN # 1527 & DOKURO # IMB-0364
E041M15160001N	ENGINE VALVE MITSUBISHI 6D10,6D11,6D14 (EXHAUST) 21/4 N	MITSUBISHI	6D10, 6D11, 6D14	OEM # ME031940 & ME031154	DOKURO # EMB-5311 & EVERPHONE # VMI-05E
E041M15160602N	ENGINE VALVE MITSUBISHI 6D10,6D11,6D14 (INLET) EN-52	MITSUBISHI	6D10, 6D11, 6D14	OEM # ME031938 & ME031297	DOKURO # IMB-0311 & EVERPHONE # VMI-05I
E041M15200101N	ENGINE VALVE MITSUBISHI 6D15,6D16 (EXHAUST) 21/4 N OR BI-METAL	MITSUBISHI	6D15, 6D16	OEM # ME031939 & ME031558	DOKURO # EMB-5315 PART # 2221293000 & EVERPHONE # VMI-06E
E041M15200602N	ENGINE VALVE MITSUBISHI 6D15,6D16 (INLET) EN-52	MITSUBISHI	6D15, 6D16	OEM # ME031937 & ME031557	DOKURO # IMB-0315 PART # 2221193000 & EVERPHONE # VMI-06I
AECO-NP-00723	ENGINE VALVE MITSUBISHI 6D20, 6D21, 6D22 (EXHAUST) BI-METAL	MITSUBISHI	6D20, 6D21, 6D22	MD051064, ME051567, ME051697, 3110401103, 3120470200 & 3120471102	DOKURO # EMB5308 & EVERPHONE # VMI07E
E041M15210001N	ENGINE VALVE MITSUBISHI 6D20,6D21,6D22 (EXHAUST) 21/4 N	MITSUBISHI	6D20, 6D21, 6D22	MD051064, ME051567, ME051697, 3110401103, 3120470200 & 3120471101	DOKURO # EMB-5308 & EVERPHONE # VMI-07E

Item Code	Description	Engine	Model	O.E.M. No	Reference No
E041M15210602N	ENGINE VALVE MITSUBISHI 6D20,6D21,6D22 (INLET) EN-52	mitsubishi	6D20, 6D21, 6D22	MD051063, ME051696, 3090400302 & 3090400401	DOKURO # IMB-0314 & EVERPHONE # VMI-07I
E041M15710101N	ENGINE VALVE MITSUBISHI 8DC9,8DC11 (EXHAUST) 21/4 N OR BI-METAL	mitsubishi	8DC9, 8DC11	ME061547, ME065587, ME091559 & 3120431200	DOKURO # EMB-5316 EVERPHONE # VMI-12E & PART # 2221272000
E041M15710602N	ENGINE VALVE MITSUBISHI 8DC9,8DC11 (INLET) EN-52	mitsubishi	8DC9, 8DC11	ME061545, ME091558 & 3120430200	DOKURO # IMB-0316 EVERPHONE # VMI-12I & PART # 2221172010
E041M15360401N	ENGINE VALVE MITSUBISHI DI- 700,DI-800 (EXHAUST) EN-18D	mitsubishi	DI-700, DI800		
E041M15360402N	ENGINE VALVE MITSUBISHI DI- 700,DI-800 (INLET) EN-18D	mitsubishi	DI-700, DI-800		
AECO-NP-00726	ENGINE VALVE MITSUBISHI HD- 330 (EXHAUST) 21/4 N	mitsubishi	HD-330	EN31505	
E041M15410401N	ENGINE VALVE MITSUBISHI HD- 330 (EXHAUST) EN-18D	mitsubishi	HD-330	OEM # EN31505	
E041M15410601N	ENGINE VALVE MITSUBISHI HD- 330 (EXHAUST) EN-52	mitsubishi	HD-330	OEM # EN31505	
E041M15410402N	ENGINE VALVE MITSUBISHI HD- 330 (INLET) EN-18D	mitsubishi	HD-330	OEM # EN51208	
AECO-NP-00724	ENGINE VALVE MITSUBISHI HD- 330 (INLET) EN-52	mitsubishi	HD-330	EN51208	
E041M15420401N	ENGINE VALVE MITSUBISHI M11,M12/NM-130 (EXHAUST) EN- 18D	mitsubishi	M11, M12/NM-130		EVERPHONE # VMA-03-E
E041M15420601N	ENGINE VALVE MITSUBISHI M11,M12/NM-130 (EXHAUST) EN- 52	mitsubishi	M11, M12/NM-130		EVERPHONE # VMA-03-E
E041M15420402N	ENGINE VALVE MITSUBISHI M11,M12/NM-130 (INLET) EN- 18D	mitsubishi	M11, M12/NM-130		EVERPHONE # VMA-03-I
E041M15450412N	ENGINE VALVE MITSUBISHI M16/NM-180H (EXHAUST) EN- 18D (KSKCL)	mitsubishi	M16/NM- 180H		

Item Code	Description	Engine	Model	O.E.M. No	Reference No
E041M15450438N	ENGINE VALVE MITSUBISHI M16/NM-180H (EXHAUST) EN-18D (OLD)	mitsubishi	M16/NM-180H		
E041M15450413N	ENGINE VALVE MITSUBISHI M16/NM-180H (INLET) EN-18D (KSKCL)	mitsubishi	M16/NM-180H		
E041M15450439N	ENGINE VALVE MITSUBISHI M16/NM-180H (INLET) EN-18D (OLD)	mitsubishi	M16/NM-180H		
E041M15470401N	ENGINE VALVE MITSUBISHI M85/NM-85 (EXHAUST) EN-18D	mitsubishi	M85/NM-85		
E041M15470601N	ENGINE VALVE MITSUBISHI M85/NM-85 (EXHAUST) EN-52	mitsubishi	M85/NM-85		
E041M15470402N	ENGINE VALVE MITSUBISHI M85/NM-85 (INLET) EN-18D	mitsubishi	M85/NM-85		
AECO-NP-12483	ENGINE VALVE MITSUBISHI S4S, S6KT (EXHAUST) 21/4 N (35.00 X 8.00 X 120.20)	mitsubishi	S4S, S6KT	32A0411100 & 2335469	SBI # 13064
AECO-NP-12482	ENGINE VALVE MITSUBISHI S4S,S6KT (INLET) EN-52 (44.00 X 8.00 X 120.00)	mitsubishi	S4S, S6KT	32A0410100 & 2335470	SBI # 13063
E041M15640401N	ENGINE VALVE MITSUBISHI SD-4,M5 (EXHAUST) EN-18D	mitsubishi	SD-4, M5		
E041M15640402N	ENGINE VALVE MITSUBISHI SD-4,M5 (INLET) EN-18D	mitsubishi	SD-4, M5		
E041M15650401N	ENGINE VALVE MITSUBISHI SD-5/NM-75,M7 (EXHAUST) EN-18D	mitsubishi	SD-5/NM-75, M7		
E041M15650601N	ENGINE VALVE MITSUBISHI SD-5/NM-75,M7 (EXHAUST) EN-52	mitsubishi	SD-5/NM-75, M7		
E041M15650402N	ENGINE VALVE MITSUBISHI SD-5/NM-75,M7 (INLET) EN-18D	mitsubishi	SD-5/NM-75, M7		
E041M15730027N	ENGINE VALVE MITSUBISHI T2 (DIESEL) SOHC (EXHAUST) 21/4 N (TPL)	mitsubishi	T2 (DIESEL) SOHC	OEM # 2221242200	
E041M15730026N	ENGINE VALVE MITSUBISHI T2 (DIESEL) SOHC (EXHAUST) 21/4 N (VB)	mitsubishi	T2 (DIESEL) SOHC	OEM # 2221242200	
E041M15730625N	ENGINE VALVE MITSUBISHI T2 (DIESEL) SOHC (INLET) EN-52 (TPL)	mitsubishi	T2 (DIESEL) SOHC	OEM # 2221142200	

Item Code	Description	Engine	Model	O.E.M. No	Reference No
E041M15730624N	ENGINE VALVE MITSUBISHI T2 (DIESEL) SOHC (INLET) EN-52 (VB)	mitsubishi	T2 (DIESEL) SOHC	OEM # 2221142200	
AE12824	ENGINE VALVE(INLET AND EXHAUST)MITSUBISHI 4D31, 4D34, 2.5T(MIGHTY)(INLET)EN-52 &(EXHAUST)21/4 N	mitsubishi	4D31, 4D34	ME011265 & ME011266	EVERPHONE # VMIO2I & VMIO2E
AECO-NP-10095	ENGINE VALVE MWM D-226D,D-226S,D-226V,D-226Z,D-227,D-327(INLET)EN-52(41.00x9.00x117.00 X 45°)	MWM	D-226D, D-226S, D-226V, D-226Z, D-227, D-327	6.22605E+11	FRECCIA # 4305
AECO-NP-10094	ENGINE VALVE MWM D-226D,D-226S,D-226V,D-226Z,D-227,D-327,TD-226(EXHAUST)BI-METAL(38.00x9.00x117.00x45°)	MWM	D-226D, D-226S, D-226V, D-226Z, D-227, D-327, TD-226	62260460302 4 & 63080460002 4	FRECCIA # 4310
AE13056	ENGINE VALVE MWM D6.10TCA, D6.10, 4.10TCA (EXHAUST) BI-METAL	MWM	D6.10TCA, D6.10, 4.10TCA	96100465000 24, 2RD109611 & 96108460002 4*	KISHAN # 249, MAHLE # VAO130100 & QUEEN # 1532
AE13055	ENGINE VALVE MWM D6.10TCA, D6.10, 4.10TCA (INLET) EN-52	MWM	D6.10TCA, D6.10, 4.10TCA	96100465000 14, 2RD109601 & 96108460003 4*	KISHAN # 249, MAHLE # VAO130101 & QUEEN # 1531
AECO-NP-10093	ENGINE VALVE MWM TD-226 (INLET) EN-52 (42.00 X 9.00 X 117.00 X 30°)	MWM	TD-226	6.22805E+11	FRECCIA # 4725
AE13378	ENGINE VALVE (EXHAUST) NISSAN KA24 DE (31.30 X 7.00 X 98.80) 21/4N	NISSAN/DATSUN	KA24 DE	13202VJ200, 132029E000, 13202VJ26A	QUEEN # 1926, SBI # 10793S, DOKURO # ENS-5510, MPRESA # S-9882
AECO-NP-12534	ENGINE VALVE (EXHAUST) NISSAN L4, 2.4L, KA24E PICK UP, D21, 240SX(40.10 X 7.95 X 122.32)21/4N	NISSAN/DATSUN	L4, 2.4L, KA24E PICK UP, D21, 240SX	13202T51GO	MORESA # V-9654

Item Code	Description	Engine	Model	O.E.M. No	Reference No
AECO-NP-11988	ENGINE VALVE (INLET AND EXHAUST) NISSAN/DATSUN (INLET) EN-52 & (EXHAUST) 21/4 N	NISSAN/DATSUN	NISSAN/DATSUN		
AECO-NP-11990	ENGINE VALVE (INLET AND EXHAUST) NISSAN/DATSUN H20, H30 (INLET) EN-52 & (EXHAUST) 21/4 N	NISSAN/DATSUN	H20, H30	13201P0500, 13201F1800, 1320178200, 1320166700, 13202P0500, 13202P5100, 1320278200 & 1320278210	AE # V34912 V34877 TRW # V3501 S3500 SBI # 10752 10753 & DOKURO # INS0410 ENS5410
AECO-NP-11992	ENGINE VALVE (INLET AND EXHAUST) NISSAN/DATSUN ND6 (INLET) EN-52 & (EXHAUST) 21/4 N	NISSAN/DATSUN	ND6	1320195000, 1320295000 & 1320295002	DOKURO # INS0417 & ENS5417
AECO-NP-11993	ENGINE VALVE (INLET AND EXHAUST) NISSAN/DATSUN P, P40 (INLET) EN-52 & (EXHAUST) 21/4 N	NISSAN/DATSUN	P, P40	1320195000, 1320295000, 1320295002, 13202C8000, 13202C0600, 1320258000 & 1320258002	DOKURO # INS0416 ENS5416 & EVERPHONE # VN31I VN31E
E051N03360000N	ENGINE VALVE (INLET AND EXHAUST) NISSAN/DATSUN TD27,TD42 (INLET) EN-52 & (EXHAUST) 21/4 N	NISSAN/DATSUN	TD27, TD42	(IN.) 1320143G01, 1320143901 & (EX.) 1320243G01, 1320243901	DOKURO # (IN.) INS-0455 & (EX.) ENS- 5455
AECO-NP-11995	ENGINE VALVE (INLET AND EXHAUST) NISSAN/DATSUN VG30 (INLET) EN-52 & (EXHAUST) 21/4 N	NISSAN/DATSUN	VG30	13201V5202, 13201V7100, 13202V5210, 13202V6510 & 1320242E00	DOKURO # INS0450 ENS5450 EVERPHONE # VN40I VN40E SBI # 10281 10282 TRW # V3285 S4527 & MANLEY # S2488 AX2517

Item Code	Description	Engine	Model	O.E.M. No	Reference No
E051N03480000N	ENGINE VALVE (INLET AND EXHAUST) NISSAN/DATSUN VQ35 (INLET) EN-52 & (EXHAUST) 21/4 N	NISSAN/DATSUN	VQ35	OEM # (IN.) 132014W001 & (EX.) 132028J110	
AECO-NP-11996	ENGINE VALVE (INLET AND EXHAUST) NISSAN/DATSUN Z18 (INLET) EN-52 & (EXHAUST) 21/4 N	NISSAN/DATSUN	Z18	13201W0401, 13201Y8780, 13202W0401, 1320227G00 & 13202Y8780	DOKURO # INS0421 ENS5421 & EVERPHONE # VN42I VN42E
E051N03410000N	ENGINE VALVE (INLET AND EXHAUST) NISSAN/DATSUN Z20,Z22,Z24 (INLET) EN-52 & (EXHAUST) 21/4 N	NISSAN/DATSUN	Z20, Z22, Z24	(IN.) 13201N8500, 13201N8501 & (EX.) 13202N8500, 13202N8501	DOKURO # (IN.) INS-0426 (EX.) ENS-5426 EVERPHONE # (IN.) VN-43I (EX.) VN-43E TRW # (IN.) V3114
AE13461	ENGINE VALVE (INLET) NISSAN KA24 DE (36.60 X 7.00 X 101.10) EN-18D	NISSAN/DATSUN	KA24 DE	13201VJ200, 132019E000 & 13201VJ260	QUEEN # 1925, SBI # 10792, DOKORU # INS- 0510, MORESA # V-9881
AE13368	ENGINE VALVE (INLET) NISSAN KA24 DE (36.60 X 7.00 X 101.10) EN-52	NISSAN/DATSUN	KA24 DE	13201VJ200, 132019E000 & 13201VJ260	QUEEN # 1925, SBI # 10792, DOKORU # INS- 0510, MORESA # V-9881
AE13462	ENGINE VALVE (INLET) NISSAN L4, 2.4L, KA24E PICK UP, D21, 240SX (34.11 X 6.96 X 121.33) EN-18D	NISSAN/DATSUN	L4, 2.4L, KA24E PICK UP, D21, 240SX	13201T51GO	MORESA # V- 9655
AE13367	ENGINE VALVE (INLET) NISSAN L4, 2.4L, KA24E PICK UP, D21, 240SX (34.11 X 6.96 X 121.33) EN-52	NISSAN/DATSUN	L4, 2.4L, KA24E PICK UP, D21, 240SX	13201T51GO*	MORESA # V- 9655

Item Code	Description	Engine	Model	O.E.M. No	Reference No
AE13350	ENGINE VALVE NISSAN YD22ETI, YD25DDTI (EXHAUST) 21/4 N (26.20 X 6.00 X 106.40)	NISSAN/DATSUN	YD22ETI, YD25DDTI	OEM # 13202AD200, 13202AD20a, 13202BN300, 13202EB300 & 13202EB70B	QUEEN # 1850
AE13349	ENGINE VALVE NISSAN YD22ETI, YD25DDTI (INLET) EN-52 (28.20 X 6.00 X 106.70)	NISSAN/DATSUN	YD22ETI, YD25DDTI	OEM # 13201AD210, 13201BN300, 13201EB300 & 13201EB70A	QUEEN # 1849
AECO-NP-12472	ENGINE VALVE NISSAN ZD30TI (EXHAUST) 21/4 N (30.00 X 7.00 X 113.40)	NISSAN/DATSUN	ZD30TI	1320200QAH, 1320200QAM, 132022W200 & 132022W20A	QUEEN # 1852
AECO-NP-12471	ENGINE VALVE NISSAN ZD30TI (INLET) EN-52 (32.00 X 7.00 X 113.5)	NISSAN/DATSUN	ZD30TI	1320100QAL, 132012W200 & 132012W20A	QUEEN # 1851
E041N03000001Y	ENGINE VALVE NISSAN/DATSUN (EXHAUST) 21/4 N	NISSAN/DATSUN	-		
E041N03000602Y	ENGINE VALVE NISSAN/DATSUN (INLET) EN-52	NISSAN/DATSUN	-		
E041N03430001N	ENGINE VALVE NISSAN/DATSUN E13,E15 (EXHAUST) 21/4 N	NISSAN/DATSUN	E13, E15	1320201M00, 1320205M00 & 1320205A00	AE # V90363 MANLEY # A2581 SBI # 10252 & TRW # S3513
E041N03080602N	ENGINE VALVE NISSAN/DATSUN E15 (TURBO) INLET (EN-52)	NISSAN/DATSUN	E15 (TURBO)	1320115M00, 1320105M00 & 1320101M00	AE # V90381 MANLEY # S2542 SBI # 10253 TRW # V3514 & DOKURO # INS- 0404 INS-0433

Item Code	Description	Engine	Model	O.E.M. No	Reference No
E041N03130001N	ENGINE VALVE NISSAN/DATSUN GA14DE,GA15DE,GA16DE (EXHAUST) 21/4 N	NISSAN/DATSUN	GA14DE, GA15DE, GA16DE	1320257Y00, 1320253Y00, 1320271J00, 1320255Y00 & 132020M600	SBI # 10225 TRW # S4308 MANLEY # A2713 & DOKURO # ENS- 5468
E041N03130602N	ENGINE VALVE NISSAN/DATSUN GA14DE,GA15DE,GA16DE (INLET) EN-52	NISSAN/DATSUN	GA14DE, GA15DE, GA16DE	1320157Y00, 1320155Y00, 1320170N00, 132010M600, 1320153Y00, 13201701Y00 & 132010M200	SBI # 10224 TRW # V4307 S1750 MANLEY # S2710 & DOKURO # INS- 0468
E041N03140001N	ENGINE VALVE NISSAN/DATSUN H20,H30 (EXHAUST) 21/4 N	NISSAN/DATSUN	H20, H30	13202P0500, 13202P5100, 1320278200 & 1320278210	AE # V34877 TRW # S3500 SBI # 10753 & DOKURO # ENS- 5410
E041N03140602N	ENGINE VALVE NISSAN/DATSUN H20,H30 (INLET) EN-52	NISSAN/DATSUN	H20, H30	13201P0500, 13201F1800, 1320178200 & 1320166700	AE # V34912 TRW # V3501 SBI # 10752 & DOKURO # INS- 0410
E041N03190602N	ENGINE VALVE NISSAN/DATSUN L16,L18,L20B,L26 (INLET) EN-52	NISSAN/DATSUN	L16, L18, L20B, L26	13201A1100, 13201N0400, 13201N0401, 13201N7000, 1320123000 & 1320123003	DOKURO # INS- 0409 TRW # V2956 & ROCKY # NA- 53-0T
E041N03190001N	ENGINE VALVE NISSAN/DATSUN L18,L20B,L26,L28 (EXHAUST) 21/4 N	NISSAN/DATSUN	L18, L20B, L26, L28	13202N0400, 13202N0401, 13202N6800 & 13202N6801	DOKURO # ENS- 5409 TRW # AS2959 & ROCKY # NB-55- 0AT
E041N03210001N	ENGINE VALVE NISSAN/DATSUN ND6 (EXHAUST) 21/4 N	NISSAN/DATSUN	ND6	OEM # 1320295000 & 1320295002	DOKURO # ENS- 5417

Item Code	Description	Engine	Model	O.E.M. No	Reference No
E041N03210602N	ENGINE VALVE NISSAN/DATSUN ND6 (INLET) EN-52	NISSAN/DATSUN	ND6	OEM # 1320195000	DOKURO # INS-0417
E041N03220001N	ENGINE VALVE NISSAN/DATSUN P,P40 (EXHAUST) 21/4 N	NISSAN/DATSUN	P, P40	13202C8000, 13202C0600, 1320258000 & 1320258002	DOKURO # ENS-5416 & EVERPHONE # VN-31E
E041N03220602N	ENGINE VALVE NISSAN/DATSUN P,P40 (INLET) EN-52	NISSAN/DATSUN	P, P40	13201C8000, 13201C8001, 13201C8010, 1320158000 & 1320158001	DOKURO # INS-0416 & EVERPHONE # VN-31I
E041N03300001N	ENGINE VALVE NISSAN/DATSUN RD8,RD10,RE8,RE10 (EXHAUST) 21/4 N	NISSAN/DATSUN	RD8, RD10, RE8, RE10	1320297000, 1320297005, 1320297011, 1320297025 & 1320297027	DOKURO # ENS-5423
E041N03300602N	ENGINE VALVE NISSAN/DATSUN RD8,RD10,RE8,RE10 (INLET) EN-52	NISSAN/DATSUN	RD8, RD10, RE8, RE10	1320197000, 1320197002, 1320197005, 1320197008, 1320197009 & 1320197026	DOKURO # INS-0423
E041N03360001N	ENGINE VALVE NISSAN/DATSUN TD27,TD42 (EXHAUST) 21/4 N	NISSAN/DATSUN	TD27, TD42	OEM # 1320243G01 & 1320243901	DOKURO # ENS-5455
E041N03360602N	ENGINE VALVE NISSAN/DATSUN TD27,TD42 (INLET) EN-52	NISSAN/DATSUN	TD27, TD42	OEM # 1320143G01 & 1320143901	DOKURO # INS-0455
E041N03380001N	ENGINE VALVE NISSAN/DATSUN VG30 (EXHAUST) 21/4 N	NISSAN/DATSUN	VG30	13202V5210, 13202V6510 & 1320242E00	DOKURO # ENS-5450 EVERPHONE # VN-40E SBI # 10282 TRW # S4527 & MANLEY # AX2517

Item Code	Description	Engine	Model	O.E.M. No	Reference No
E041N03380602N	ENGINE VALVE NISSAN/DATSUN VG30 (INLET) EN-52	NISSAN/DATSUN	VG30	OEM # 13201V5202 & 13201V7100	DOKURO # INS-0450 EVERPHONE # VN-40I SBI # 10281 TRW # V3285 & MANLEY # S2488
E041N03480001N	ENGINE VALVE NISSAN/DATSUN VQ35 (EXHAUST) 21/4 N	NISSAN/DATSUN	VQ35	132028J110	
E041N03480602N	ENGINE VALVE NISSAN/DATSUN VQ35 (INLET) EN-52	NISSAN/DATSUN	VQ35	132014W001	
E041N03400001N	ENGINE VALVE NISSAN/DATSUN Z18 (EXHAUST) 21/4 N	NISSAN/DATSUN	Z18	13202W0401, 1320227G00 & 13202Y8780	DOKURO # ENS-5421 & EVERPHONE # VN-42E
E041N03400002N	ENGINE VALVE NISSAN/DATSUN Z18 (INLET) 21/4 N	NISSAN/DATSUN	Z18	OEM # 13201W0401 & 13201Y8780	DOKURO # INS-0421 & EVERPHONE # VN-42I
E041N03410001N	ENGINE VALVE NISSAN/DATSUN Z20,Z22,Z24 (EXHAUST) 21/4 N	NISSAN/DATSUN	Z20, Z22, Z24	OEM # 13202N8500 & 13202N8501	DOKURO # ENS-5426 EVERPHONE # VN-43E TRW # S3131 & ROCKY # NB-69-0AT
E041N03410602N	ENGINE VALVE NISSAN/DATSUN Z20,Z22,Z24 (INLET) EN-52	NISSAN/DATSUN	Z20, Z22, Z24	OEM # 13201N8500 & 13201N8501	DOKURO # INS-0426 EVERPHONE # VN-43I TRW # V3114 & ROCKY # NA-69-0T

Item Code	Description	Engine	Model	O.E.M. No	Reference No
AECO-NP-11989	ENGINE VALVE(INLET AND EXHAUST)NISSAN/DATSUN GA14DE, GA15DE, GA16DE(INLET)EN-52 &(EXHAUST)21/4 N	NISSAN/DATSUN	GA14DE, GA15DE, GA16DE	1320157Y00, 1320155Y00, 1320170N00, 132010M600, 1320153Y00, 13201701Y00, 132010M200, 1320257Y00, 1320253Y00, 1320271J00, 1320255Y00 & 132020M600	SBI # 10224 10225 TRW # V4307 S1750 S4308 MANLEY # S2710 A2713 & DOKURO # INS0468 ENS5468
AECO-NP-11991	ENGINE VALVE(INLET AND EXHAUST)NISSAN/DATSUN L16, L18, L20B, L26(INLET)EN-52 &(EXHAUST)21/4 N	NISSAN/DATSUN	L16, L18, L20B, L26	13201A1100, 13201N0400, 13201N0401, 13201N7000, 1320123000, 1320123003, 13202N0400, 13202N0401, 13202N6800 & 13202N6801	DOKURO # INS0409 ENS5409 TRW # V2956 AS2959 & ROCKY # NA530T NB550AT
AECO-NP-11994	ENGINE VALVE(INLET AND EXHAUST)NISSAN/DATSUN RD8, RD10, RE8, RE10(INLET)EN-52 &(EXHAUST)21/4 N	NISSAN/DATSUN	RD8, RD10, RE8, RE10	1320197000, 1320197002, 1320197005, 1320197008, 1320197009, 1320197026, 1320297000,1320297005, 1320297011,1320297025 & 1320297027	DOKURO # INS0423 & ENS5423
AECO-NP-08498	ENGINE VALVE (BI-METAL) PART NO. - 805337	No Engine	-		
E041U02130602N	ENGINE VALVE (HD 4) PART # 1020 (RPM) INLET (EN-52 WITH SEAT STELLITE & NITRIDING PROCESS)	No Engine	-		PART # 1020

Item Code	Description	Engine	Model	O.E.M. No	Reference No
E041U02140001N	ENGINE VALVE (HD 4) PART # 1022 (RPM) EXHAUST (21/4 N WITH SEAT & TIP STELLITE)	No Engine	-		PART # 1022
AECO-NP-08505	ENGINE VALVE (IN & EX BOTH ARE SAME) 33.50 X 7.01 X 124.35)	No Engine	-		
AECO-NP-08499	ENGINE VALVE (IN. = 634 - 2500 & EX. = 634 - 2501) 21/4 N	No Engine	-		
AECO-NP-04979	ENGINE VALVE (INLET AND EXHAUST BOTH ARE EN-52) BLACK FINISH	No Engine	-		
AECO-NP-04981	ENGINE VALVE (INLET AND EXHAUST BOTH ARE EN-8MAGNETIC MATERIAL) BLACK FINISH.	No Engine	-		
AECO-NP-04980	ENGINE VALVE (INLET AND EXHAUST BOTH ARE SS-201 NON MAGNETIC MATERIAL) BLACK FINISH.	No Engine	-		
AECO-NP-08506	ENGINE VALVE (INLET AND EXHAUST) 323, 8.V, B3	No Engine	-		
E051A08010800N	ENGINE VALVE (INLET AND EXHAUST) ASAA F-140 (IN. & EX. BOTH ARE SAME.) EN-18D	No Engine	F-140	8409949	H.S. #=84099.49
E051A17030103Y	ENGINE VALVE (INLET AND EXHAUST) BESTAMI (SET OF 4 PAIRS) INLET WITH DEFLECTOR = EN-24 & EXHAUST = EN-52 (BOTH VALVES STEM LENGTH AREA FLASH CHROME PLATED)	No Engine	-		
AECO-NP-08211	ENGINE VALVE (INLET AND EXHAUST) KF53 (BOTH VALVE EN-52)	No Engine	-		
AECO-NP-04535	ENGINE VALVE (INLET AND EXHAUST) MTRL:(EN 18D)	No Engine	-		
AECO-NP-08504	ENGINE VALVE (INLET) ARO - 55	No Engine	-		
AECO-NP-08507	ENGINE VALVE (QUOC NAM SHOP) BI-METAL (EX)	No Engine	-		
AECO-NP-08396	ENGINE VALVE (STEM DIA-7.95 X SEAT DIA-45.00 X TL.-133.00)	No Engine	-		

Item Code	Description	Engine	Model	O.E.M. No	Reference No
E041A08010403N	ENGINE VALVE ASAA F-140 (IN. & EX. BOTH ARE SAME.) EN-18D	No Engine	ASAA F-140		
AECO-NP-08502	ENGINE VALVE CVC1 (XRN)	No Engine	-		
E041G07280201Y	ENGINE VALVE HTB110 (EXHAUST) 21/4 N WITH STELLITE TIP	No Engine	-		
AE12709	ENGINE VALVE HTB110 (INLET & EXHAUST) IN-EN52 & EX-21/4 N WITH STELLITE TIP	No Engine	HTB110		
E041G07280602Y	ENGINE VALVE HTB110 (INLET) EN-52	No Engine	-		
E041G07290601N	ENGINE VALVE LOCOMOTIVE (EXHAUST) EN-52 (DIN X45CrSi93) WITH STELLITE TIP & CHROME	No Engine	-	OEM # 310461	
E041G07290602N	ENGINE VALVE LOCOMOTIVE (INLET) EN-52 (DIN X45CrSi93)	No Engine	-	OEM # 310390	
AECO-NP-04727	ENGINE VALVE TVS CENTRA EXHAUST(21-4N)	No Engine	-		
AECO-NP-04726	ENGINE VALVE TVS CENTRA INLET (EN 52)	No Engine	-		
E041N05010001N	ENGINE VALVE NUFFIELD TRACTOR - OEA/B/E/J/34T/38J/38T/38VD (EXHAUST) 21/4 N	NUFFIELD TRACTOR	OEA/B/E/J/34 T/38J/38T/38 VD	OEM # AMK48	TRW # 105-02848 & AE # V2848
E041N05010602N	ENGINE VALVE NUFFIELD TRACTOR - OEA/B/E/J/34T/38J/38T/38VD (INLET) EN-52	NUFFIELD TRACTOR	OEA/B/E/J/34 T/38J/38T/38 VD	OEM # AMK1567	TRW # 105-02911 & AE # V2911
AECO-NP-11997	ENGINE VALVE(INLET AND EXHAUST)NUFFIELD TRACTOR-OEA/B/E/J/34T/38J/38T/38VD(INLET)EN-52 &(EXHA UST) 21/4 N	NUFFIELD TRACTOR	OEA/B/E/J/34 T/38J/38T/38 VD	AMK1567 & AMK48	TRW # 10502911 10502848 & AE # V2911 V2848
AE13374	ENGINE VALVE (EXHAUST) OPEL E18XE, Z18XEL, Y20DTH (27.40 X 5.00 X 100.80) 21/4N (3 GROOVE)	OPEL	E18XE, Z18XEL, Y20DTH	55556689, 641357	QUEEN # 1860, MORESA # AS-9858
AE13377	ENGINE VALVE (INLET) OPEL E18XE, Z18XEL, Y20DTH (31.20 X 5.00 X 101.30) EN-52 (3 GROOVE)	OPEL	E18XE, Z18XEL, Y20DTH	90536095, 641048	QUEEN # 1859, MORESA # V-9857X

Item Code	Description	Engine	Model	O.E.M. No	Reference No
E051P04130800N	ENGINE VALVE (INLET AND EXHAUST) PETER PAZ1 (BOTH EN-18D)	PETER	PAZ1		
E051P04131200N	ENGINE VALVE (INLET AND EXHAUST) PETER PAZ1 (INLET) EN-18D & (EXHAUST) 21/4 N	PETER	PAZ1		
E051P04160600N	ENGINE VALVE (INLET AND EXHAUST) PETER PH (EN-52) IN. & EX. BOTH ARE SAME. (SEAT HEAD THICKNESS - THIN TYPE)	PETER	PH		
E051P04160200N	ENGINE VALVE (INLET AND EXHAUST) PETER PH (INLET) EN-18D & (EXHAUST) EN-52 (SEAT HEAD THICKNESS - THIN TYPE)	PETER	PH		
E051P04170800N	ENGINE VALVE (INLET AND EXHAUST) PETER PJ (BOTH EN-18D)	PETER	PJ (A/C)	OEM # (IN.) CB53a & (EX.) CB53	AE # (IN.) V-90204 & (EX.) V-90205
E051P04170200N	ENGINE VALVE (INLET AND EXHAUST) PETER PJ (INLET) EN-18D & (EXHAUST) EN-52	PETER	PJ (A/C)	OEM # (IN.) CB53a & (EX.) CB53	AE # (IN.) V-90204 & (EX.) V-90205
E041P04130001N	ENGINE VALVE PETER PAZ1 (EXHAUST) 21/4 N	PETER	PAZ1		
E041P04130401N	ENGINE VALVE PETER PAZ1 (EXHAUST) EN-18D	PETER	PAZ1		
E041P04130402N	ENGINE VALVE PETER PAZ1 (INLET WITH DEFLECTOR) EN-18D	PETER	PAZ1		
E041P04160601N	ENGINE VALVE PETER PH (EXHAUST) EN-52 (SEAT HEAD THICKNESS - THIN TYPE)	PETER	PH (W/C)		
E041P04160603N	ENGINE VALVE PETER PH (IN. & EX. BOTH ARE SAME) EN-52 (SEAT HEAD THICKNESS - THIN TYPE)	PETER	PH (W/C)		
E041P04160402N	ENGINE VALVE PETER PH (INLET) EN-18D (SEAT HEAD THICKNESS - THIN TYPE)	PETER	PH (W/C)		
E041P04180401N	ENGINE VALVE PETER PJ (EXHAUST) EN-18D	PETER	PJ (W/C)	OEM # B53	AE # V-90205

Item Code	Description	Engine	Model	O.E.M. No	Reference No
E041P04180601N	ENGINE VALVE PETTER PJ (EXHAUST) EN-52	PETTER	PJ (W/C)	OEM # B53	AE # V-90205
E041P04180402N	ENGINE VALVE PETTER PJ (INLET) EN-18D	PETTER	PJ (W/C)	OEM # CB53a	AE # V-90204
E061P04140200N	ENGINE VALVE WITH GUIDE PETTER PAZ1 (BOTH VALVE EN-18D STEEL)	PETTER	PAZ1		
E061P04130700N	ENGINE VALVE WITH GUIDE PETTER PAZ1 (INLET) EN-18D & (EXHAUST) 21/4 N	PETTER	PAZ1		
AECO-NP-00627	ENGINE VALVE - EX / PEUGEOT 504 / 505 PETROL Bi-metal, Head -21-4/N & Stem – EN-19	PEUGEOT	504 / 505 PETROL		
AE13156	ENGINE VALVE (INLET & EXHAUST) PEUGEOT 307 (INLET) EN-52 & (EXHAUST) 21/4 N	PEUGEOT	307	0948A9 & 0949A8	QUEEN # 1771 & 1592
AECO-NP-11999	ENGINE VALVE (INLET AND EXHAUST) PEUGEOT 404, 504, 505, 604 (INLET) EN-52 & (EXHAUST) 21/4 N	PEUGEOT	404, 504, 505, 604	094827, 094841, 094925 & 094939	QUEEN # 2563 & 2564
AECO-NP-12000	ENGINE VALVE (INLET AND EXHAUST) PEUGEOT 504,505 PETROL (INLET) EN-52 & (EXHAUST) 21/4 N	PEUGEOT	504, 505 PETROL	094829 & 094927	
AECO-NP-12001	ENGINE VALVE (INLET AND EXHAUST) PEUGEOT 505, 604 PETROL (INLET) EN-52 & (EXHAUST) 21/4 N	PEUGEOT	505, 604	094859, 094853, 094945 & 094950	QUEEN # 0275 & 0276
AECO-NP-10052	ENGINE VALVE PEUGEOT 104,106,205,206,306,307,309,405(EXHAUST)21/4 N(29.20x7.00x112.60 X 45°)	PEUGEOT	104, 106, 205, 206, 306, 307, 309, 405	94959	QUEEN # 1148
AECO-NP-10053	ENGINE VALVE PEUGEOT 104,106,205,206,306,307,309,405(INLET)EN-52(36.70x7.00x112.80x45°)	PEUGEOT	104, 106, 205, 206, 306, 307, 309, 405	094891 & 0960401801	QUEEN # 1127
AECO-NP-10056	ENGINE VALVE PEUGEOT 106 (EXHAUST) 21/4 N (31.50 X 7.00 X 108.20 X 45°)	PEUGEOT	106	94980	QUEEN # 0710

Item Code	Description	Engine	Model	O.E.M. No	Reference No
AECO-NP-10057	ENGINE VALVE PEUGEOT 106 (INLET) EN-52 (37.00 X 7.00 X 108.40 X 45°)	PEUGEOT	106	094874 & 9603345480	QUEEN # 0709
AECO-NP-12498	ENGINE VALVE PEUGEOT 205, 305 Motor XUD7,XUD9 OR CITRON XUD9TE, TF, BTF 1900cc. Xsara, Xantia, Berlingo Turbo Diesel (EXHAUST) 21/4N (33.00 x 7.98 x 111.85) 45°	PEUGEOT	205, 305 Motor XUD7, XUD9 OR CITRON XUD9TE, TF, BTF 1900cc. Xsara, Xantia, Berlingo Turbo Diesel	96272853	MAHLE # VE0440586, EDIVAL # 21206E
AECO-NP-12499	ENGINE VALVE PEUGEOT 205, 305 Motor XUD7,XUD9 OR CITRON XUD9TE, TF, BTF 1900cc. Xsara, Xantia, Berlingo Turbo Diesel (INLET)EN-52 (38.00 x 7.99 x 112.42) 30°	PEUGEOT	205, 305 Motor XUD7, XUD9 OR CITRON XUD9TE, TF, BTF 1900cc. Xsara, Xantia, Berlingo Turbo Diesel	93501279	MAHLE # VA0440577, EDIVAL # 1236A
AECO-NP-10051	ENGINE VALVE PEUGEOT 205, 305, 309, 405 (EXHAUST) 21/4 N (33.00 X 8.00 X 105.20 X 45°)	PEUGEOT	205, 305, 309, 405	94954	QUEEN # 0616
AECO-NP-10050	ENGINE VALVE PEUGEOT 205, 305, 309, 405 (INLET) EN-52 (39.50 X 8.00 X 105.20 X 45°)	PEUGEOT	205, 305, 309, 405	94894	QUEEN # 0615
E041P05030001N	ENGINE VALVE PEUGEOT 205,305,306,309,405,406 (EXHAUST) 21/4 N	PEUGEOT	205, 305, 306, 309, 405, 406	OEM # 094957	QUEEN # 0983 TRW # 537851 & AE # V91275
E041P05030301N	ENGINE VALVE PEUGEOT 205,305,306,309,405,406 (EXHAUST) BI-METAL	PEUGEOT	205, 305, 306, 309, 405, 406	OEM # 094957	QUEEN # 0983 TRW # 537851 & AE # V91275
E041P05030602N	ENGINE VALVE PEUGEOT 205,305,306,309,405,406 (INLET) EN-52	PEUGEOT	205, 305, 306, 309, 405, 406	OEM # 094856	QUEEN # 0982 TRW # 537853 & AE # V91277

Item Code	Description	Engine	Model	O.E.M. No	Reference No
E041P05140001N	ENGINE VALVE PEUGEOT 205,305,309,405 (AD-P 205D) EXHAUST (21/4 N)	PEUGEOT	205, 305, 309, 405 (AD-P 205D)	094947, 094960, 094964, 094973 & 094974	QUEEN # 0243
E041P05140602N	ENGINE VALVE PEUGEOT 205,305,309,405 (AD-P 205D) INLET (EN-52)	PEUGEOT	205, 305, 309, 405 (AD-P 205D)	094859, 094863 & 094894	QUEEN # 0990
E041P05040602N	ENGINE VALVE PEUGEOT 304 (OLD MODEL) INLET = EN-52 (ETHI)	PEUGEOT	304	OEM # 094830	TRW # 535072
E041P05050602N	ENGINE VALVE PEUGEOT 305 (INLET) EN-52 (ETHI)	PEUGEOT	305	OEM # 094839	TRW # 536621 & PART # 0911207810
AE13154	ENGINE VALVE PEUGEOT 307 (EXHAUST) 21/4 N (24.40 X 6.00 X 104.20 X 45°)	PEUGEOT	307	0949A8	QUEEN # 1592
AE13155	ENGINE VALVE PEUGEOT 307 (INLET) EN-52 (31.20 X 6.00 X 103.70 X 45°)	PEUGEOT	307	0948A9	QUEEN # 1771
E041P05060001N	ENGINE VALVE PEUGEOT 404,504,505,604 (EXHAUST) 21/4 N	PEUGEOT	404, 504, 505, 604	OEM # 094925 & 094939	QUEEN # 2564
E041P05060602N	ENGINE VALVE PEUGEOT 404,504,505,604 (INLET) EN-52	PEUGEOT	404, 504, 505, 604	OEM # 094827 & 094841	QUEEN # 2563
E041P05090602N	ENGINE VALVE PEUGEOT 504,505 (INLET) EN-52	PEUGEOT	504, 505	OEM # 094837	QUEEN # 2755
E041P05080001N	ENGINE VALVE PEUGEOT 504,505 PETROL (EXHAUST) 21/4 N	PEUGEOT	504, 505 PETROL	OEM # 094927	
E041P05080602N	ENGINE VALVE PEUGEOT 504,505 PETROL (INLET) EN-52	PEUGEOT	504, 505 PETROL	OEM # 094829	
E041P05100001N	ENGINE VALVE PEUGEOT 505,604 (EXHAUST) 21/4 N	PEUGEOT	505, 604	OEM # 094945 & 094950	QUEEN # 0276
E041P05100602N	ENGINE VALVE PEUGEOT 505,604 (INLET) EN-52	PEUGEOT	505, 604	OEM # 094859 & 094853	QUEEN # 0275

Item Code	Description	Engine	Model	O.E.M. No	Reference No
AECO-NP-11998	ENGINE VALVE(INLET AND EXHAUST)PEUGEOT 205, 305, 306, 309, 405, 406(INLET)EN-52 &(EXHAUST)21/4 N	PEUGEOT	205, 305, 306, 309, 405, 406	094856 & 094957	QUEEN # 0982 0983 TRW # 537853 537851 & AE # V91277 V91275
AECO-NP-12002	ENGINE VALVE(INLET AND EXHAUST)PEUGEOT 205, 305, 309, 405(AD-P 205D)(INLET)EN-52 &(EXHAUST)21 /4 N	PEUGEOT	205, 305, 309, 405 (AD-P 205D)	094859, 094863, 094894, 094947, 094960, 094964, 094973 & 094974	QUEEN # 0990 & 0243
AECO-NP-00755	ENGINE VALVE -- / EX / RENAULT R18D 10025	RENAULT	R18D	10025	
AECO-NP-00753	ENGINE VALVE -- / EX / RENAULT R-4 TO R-15 10091	RENAULT	R-4 TO R-15	10091	
AECO-NP-00758	ENGINE VALVE -- / EX / RENAULT MAGANE 1.9D 10955	RENAULT	MAGANE 1.9D	10955	
AECO-NP-00754	ENGINE VALVE -- / IN / RENAULT R18D 10025	RENAULT	R18D	10025	
AECO-NP-00752	ENGINE VALVE -- / IN / RENAULT R-4 TO R-15 10091	RENAULT	R-4 TO R-15	10091	
AECO-NP-00756	ENGINE VALVE -- / IN / RENAULT MAGANE 1.9D 10955	RENAULT	MAGANE 1.9D	10955	
AECO-NP-00757	ENGINE VALVE -- / IN / RENAULT MAGANE 1.9D 10955	RENAULT	MAGANE 1.9D	10955	
AE13376	ENGINE VALVE (EXHAUST) RENAULT F4R (28.90 X 5.50 X 108.90) 21/4N	RENAULT	F4R	7701473101, 7701478130, 7701471280,7 701474286	QUEEN # 1864, MORESA # S- 7132
AE13159	ENGINE VALVE (INLET & EXHAUST) RENAULT 4KJ, 4KM (INLET) EN-52 & (EXHAUST) 21/4 N	RENAULT	4KJ, 4KM	IN- 7701471378 & 7701472124 & EX- 1320200QAA, 7701471379, 7701473354 & 7701473355	QUEEN # 1723 & 1724, BBB # 3598-A & 3599- EB

Item Code	Description	Engine	Model	O.E.M. No	Reference No
E051R03091300N	ENGINE VALVE (INLET AND EXHAUST) RENAULT / RVI MIDR 635.40 (TURBO) INLET (EN-52) & EXHAUST (BI-METAL = EN-52 & 21/4 N)	RENAULT	MIDR 635.40 (TURBO)	OEM #=(IN.) 5000659284 & (EX.) 5000659741	AE #=(IN.) V91875 & (EX.) V91872
E051R03311304N	ENGINE VALVE (INLET AND EXHAUST) RENAULT / RVI-MIDS 620.30/MIDR 620.45 (TURBO) SET OF 6 PAIRS INLET (EN-52) & EXHAUST (BI-METAL = EN-52 & 21/4 N)	RENAULT	MIDS 620.30/MIDR 620.45 (TURBO)	OEM #=(IN.) 5000658408 & (EX.) 5000663527	
AECO-NP-12003	ENGINE VALVE (INLET AND EXHAUST) RENAULT MEGANE 1.9D (INLET) EN-52 & (EXHAUST) 21/4 N	RENAULT	MEGANE 1.9D	7701471704, 7701469369, 7701471705 & 7701469373	QUEEN # 1355 & 1356
AECO-NP-12005	ENGINE VALVE (INLET AND EXHAUST) RENAULT R5/9/11/19/21 (INLET) EN-52 & (EXHAUST) 21/4 N	RENAULT	R-5 / 9 / 11 / 19 / 21	7700702871 & 7700696117	QUEEN # 0621 & 0622
AE13394	ENGINE VALVE (INLET) RENAULT F4R (33.40 X 5.50 X 110.10) EN-52	RENAULT	F4R	7701471279 & 7701474287	QUEEN # 1863, MORESA # V-7131
E041R03090602N	ENGINE VALVE RENAULT / RVI MIDR 635.40 (TURBO) INLET (EN-52)	RENAULT	MIDR 635.40 (TURBO)	5000659284, 5000678129 & 5000678286	
E041R03310301N	ENGINE VALVE RENAULT / RVI MIDS 620.30/MIDR 620.45 (TURBO) EXHAUST (BI-METAL = EN-52 & 21/4 N)	RENAULT	MIDS 620.30/MIDR 620.45 (TURBO)	OEM #=5000663527	
E041R03310602N	ENGINE VALVE RENAULT / RVI MIDS 620.30/MIDR 620.45 (TURBO) INLET (EN-52)	RENAULT	MIDS 620.30/MIDR 620.45 (TURBO)	OEM #=500065840	
AE13158	ENGINE VALVE RENAULT 4KJ, 4KM (EXHAUST) 21/4 N (28.00 X 5.50 X 107.70 X 45°)	RENAULT	4KJ, 4KM	1320200QAA, 7701471379, 7701473354 & 7701473355	QUEEN # 1724, BBB # 3599-EB

Item Code	Description	Engine	Model	O.E.M. No	Reference No
AE13460	ENGINE VALVE RENAULT 4KJ, 4KM (INLET) EN-18D (32.70 X 5.50 X 109.30 X 45°)	RENAULT	4KJ, 4KM	7701471378 & 7701472124	QUEEN # 1723, BBB # 3598-A
AE13157	ENGINE VALVE RENAULT 4KJ, 4KM (INLET) EN-52 (32.70 X 5.50 X 109.30 X 45°)	RENAULT	4KJ, 4KM	7701471378 & 7701472124	QUEEN # 1723, BBB # 3598-A
E041R03080001N	ENGINE VALVE RENAULT MEGANE 1.9D (EXHAUST) 21/4 N	RENAULT	MEGANE 1.9D	OEM # 7701471705 & 7701469373	QUEEN # 1356
E041R03080002N	ENGINE VALVE RENAULT MEGANE 1.9D (INLET) 21/4 N	RENAULT	MEGANE 1.9D	OEM # 7701471704 & 7701469369	QUEEN # 1355
E041R03080301N	ENGINE VALVE RENAULT MEGANE 1.9D (INLET) BI-METAL	RENAULT	MEGANE 1.9D	OEM # 7701471704 & 7701469369	QUEEN # 1355
E041R03070602N	ENGINE VALVE RENAULT OR RVI M 635,MDS 635.40,MID 635.40 (INLET) EN-52	RENAULT	M 635, MDS 635.40, MID 635.40	5000146780, 5000146781, 146780, 151635 & 323107	QUEEN # 0110 AE # V91871 & TRW # 595913
E041R03090301N	ENGINE VALVE RENAULT OR RVI M 635,MDS 635.40,MID 635.40,MIDR 635.40 (TURBO) EXHAUST (BI-METAL = EN-52 & 21/4 N)	RENAULT	M 635, MDS 635.40, MID 635.40, MIDR 635.40	5000659741, 5000146783, 5000678287, 5000146782, 151637 & 323109	QUEEN # 0111 AE # V91872 & TRW # 59103 595915
E041R03190301N	ENGINE VALVE RENAULT R18,R20,R21,R25,R30 (EXHAUST) BI-METAL	RENAULT	R18, R20, R21, R25, R30	OEM # 7700663546 & 7701461339	QUEEN # 0135
E041R03190602N	ENGINE VALVE RENAULT R18,R20,R21,R25,R30 (INLET) EN-52	RENAULT	R18, R20, R21, R25, R30	7700663545, 7700692312, 7701461338 & 7701462232	QUEEN # 0134

Item Code	Description	Engine	Model	O.E.M. No	Reference No
AECO-NP-12492	ENGINE VALVE RENAULT R19, Clio, Express,Kangoo, Trafic, Motor F8Q 1900cc. Diesel (EXHAUST) 21/4N (31.50 x 7.97 x 109.73) (45°)	RENAULT	R19, Clio, Express, Kangoo, Trafic, Motor F8Q 1900cc. Diesel	7700100133	MAHLE # VE0180308, EDIVAL # 21357E
AECO-NP-12493	ENGINE VALVE RENAULT R19, Clio, Express,Kangoo, Trafic, Motor F8Q 1900cc. Diesel (INLET) EN-52 (35.30 x 7.99 x 110.05) (45°)	RENAULT	R19, Clio, Express, Kangoo, Trafic, Motor F8Q 1900cc. Diesel	7700100131	MAHLE # VA0180307, EDIVAL # 21357A
AECO-NP-12496	ENGINE VALVE RENAULT R4 GTL Motor 1000-1100 cc. (76/87), R12, TL, TS, Break - 1300cc. Nafta (EXHAUST) 21/4N (30.13 x 6.97 x 88.95) 45°	RENAULT	R4 GTL Motor 1000-1100 cc. (76/87), R12, TL, TS, Break - 1300cc. Nafta	OEM # 7702056965	MAHLE # VE0180994, EDIVAL # 21072E
AECO-NP-12497	ENGINE VALVE RENAULT R4 GTL Motor 1000-1100 cc. (76/87), R12, TL, TS, Break - 1300cc. Nafta (INLET)EN-52(33.38 x 6.98 x 89.60) 45°	RENAULT	R4 GTL Motor 1000-1100 cc. (76/87), R12, TL, TS, Break - 1300cc. Nafta	7700561319	MAHLE # VA0180410, EDIVAL # 1069A
E041R03360601N	ENGINE VALVE RENAULT R4,R5,R6,R7,R9,R11,R12 (EXHAUST) EN-52	RENAULT	R4, R5, R6, R7, R9, R11, R12	6001004967, 7700638247, 7700666112, 7700677772, 7701460690, 7701461214, 7701461802 & 7701463181	QUEEN # 2748
E041R03360602N	ENGINE VALVE RENAULT R4,R5,R6,R7,R9,R11,R12 (INLET) EN-52	RENAULT	R4, R5, R6, R7, R9, R11, R12	7700561318, 7701458180 & 7701458186	QUEEN # 2738

Item Code	Description	Engine	Model	O.E.M. No	Reference No
E041R03260001N	ENGINE VALVE RENAULT R5/9/11/19/21 (EXHAUST) 21/4 N	RENAULT	R5/9/11/19/21	OEM #-7700696117	QUEEN #-0622
E041R03260601N	ENGINE VALVE RENAULT R5/9/11/19/21 (EXHAUST) EN-52	RENAULT	R5/9/11/19/21	OEM #-7700696117	QUEEN #-0622
E041R03260502N	ENGINE VALVE RENAULT R5/9/11/19/21 (INLET) EN-24	RENAULT	R5/9/11/19/21	OEM #7700702871	QUEEN # 0621
E041R03260602N	ENGINE VALVE RENAULT R5/9/11/19/21 (INLET) EN-52	RENAULT	R5/9/11/19/21	OEM #-7700702871	QUEEN #-0621
AECO-NP-12004	ENGINE VALVE(INLET AND EXHAUST)RENAULT R18, R20, R21, R25, R30(INLET)EN-52 &(EXHAUST)21/4 N	RENAULT	R18, R20, R21, R25, R30	7700663545, 7700692312, 7701461338, 7701462232, 7700663546 & 7701461339	QUEEN # 0134 & 0135
AECO-NP-12006	ENGINE VALVE(INLET AND EXHAUST)RENAULT R4, R5, R6, R7, R9, R11, R12(INLET)EN-52 &(EXHAUST)21/4 N	RENAULT	R4, R5, R6, R7, R9, R11, R12	7700561318, 7701458180, 7701458186, 6001004967, 7700638247, 7700666112, 7700677772, 7701460690, 7701461214, 7701461802 & 7701463181	QUEEN # 2738 & 2748
E051R05070800N	ENGINE VALVE (INLET AND EXHAUST) ROBIN EY-15 (BOTH EN-18D)	ROBIN	EY-15		
E051R05070700N	ENGINE VALVE (INLET AND EXHAUST) ROBIN EY-15 (BOTH EN-24)	ROBIN	EY-15		
E051R05090700N	ENGINE VALVE (INLET AND EXHAUST) ROBIN EY-20 (BOTH EN-24)	ROBIN	EY-20		
AECO-NP-04814	ENGINE VALVE (INLET AND EXHAUST) ROBIN EY-20 (INLET & EXHAUST) EN-18D.	ROBIN	EY-20		

Item Code	Description	Engine	Model	O.E.M. No	Reference No
E051R05090200N	ENGINE VALVE (INLET AND EXHAUST) ROBIN EY-20 (INLET) EN-18D & (EXHAUST) EN-52	ROBIN	EY-20		
E041R05070401N	ENGINE VALVE ROBIN EY-15 (EXHAUST) EN-18D	ROBIN	EY-15		
E041R05070501N	ENGINE VALVE ROBIN EY-15 (EXHAUST) EN-24	ROBIN	EY-15		
E041R05070402N	ENGINE VALVE ROBIN EY-15 (INLET) EN-18D	ROBIN	EY-15		
E041R05070502N	ENGINE VALVE ROBIN EY-15 (INLET) EN-24	ROBIN	EY-15		
E041R05090501N	ENGINE VALVE ROBIN EY-20 (EXHAUST) EN-24	ROBIN	EY-20		
E041R05090601N	ENGINE VALVE ROBIN EY-20 (EXHAUST) EN-52	ROBIN	EY-20		
E041R05090402N	ENGINE VALVE ROBIN EY-20 (INLET) EN-18D	ROBIN	EY-20		
E041R05090502N	ENGINE VALVE ROBIN EY-20 (INLET) EN-24	ROBIN	EY-20		
AECO-NP-12007	ENGINE VALVE (INLET AND EXHAUST) ROBSON RB/JR (16 HP) (INLET) EN-52 & (EXHAUST) 21/4 N	ROBSON	RB/JR (16 HP)		
E051R06020813N	ENGINE VALVE (INLET AND EXHAUST) ROBSON RC (22 HP) BOTH EN-18D (SHORT)	ROBSON	RC (22 HP)	OEM # (IN.) RC-44 & (EX.) RC-44A	
E051R06020401N	ENGINE VALVE (INLET AND EXHAUST) ROBSON RC (22 HP) INLET (EN-18D) & EXHAUST (21/4 N) LONG (IR) WITH TAPPED HOLE AT SEAT FACE	ROBSON	RC (22 HP)	OEM # (IN.) RC-44 & (EX.) RC-44A	
E051R06020201N	ENGINE VALVE (INLET AND EXHAUST) ROBSON RC (22 HP) INLET (EN-18D) & EXHAUST (EN-52) LONG (IR) WITH TAPPED HOLE AT SEAT FACE	ROBSON	RC (22 HP)	OEM # (IN.) RC-44 & (EX.) RC-44A	
E051R06020801N	ENGINE VALVE (INLET AND EXHAUST) ROBSON RC (22 HP) BOTH EN-18D (LONG) IR (WITH TAPPED HOLE AT SEAT FACE	ROBSON	RC (22 HP)	OEM # (IN.) RC-44 & (EX.) RC-44A	

Item Code	Description	Engine	Model	O.E.M. No	Reference No
E041R06010601N	ENGINE VALVE ROBSON RB/JR (16 HP) EXHAUST (EN-52)	ROBSON	RB/JR (16 HP)		
E041R06010402N	ENGINE VALVE ROBSON RB/JR (16 HP) INLET (EN-18D)	ROBSON	RB/JR (16 HP)		
E041R06020405N	ENGINE VALVE ROBSON RC (22 HP) EXHAUST (EN-18D) LONG (IR) WITH TAPPED HOLE AT SEAT FACE	ROBSON	RC (22 HP)	OEM # RC-44A	
E041R06020416N	ENGINE VALVE ROBSON RC (22 HP) EXHAUST (EN-18D) SHORT	ROBSON	RC (22 HP)	OEM # RC-44A	
E041R06020605N	ENGINE VALVE ROBSON RC (22 HP) EXHAUST (EN-52) LONG (IR) WITH TAPPED HOLE AT SEAT FACE	ROBSON	RC (22 HP)	OEM # RC-44A	
E041R06020417N	ENGINE VALVE ROBSON RC (22 HP) INLET (EN-18D) SHORT	ROBSON	RC (22 HP)	OEM # RC-44	
E041R06020005N	ENGINE VALVE ROBSON RC (22HP) EXHAUST (21/4 N) LONG (IR) WITH TAPPED HOLE AT SEAT FACE	ROBSON	RC (22 HP)	OEM # RC-44A	
E041R06020406N	ENGINE VALVE ROBSON RC (22HP) INLET (EN-18D) LONG (IR) WITH TAPPED HOLE AT SEAT FACE	ROBSON	RC (22 HP)	OEM # RC-44	
E051R07020800N	ENGINE VALVE (INLET AND EXHAUST) ROCKET OR COMET 3.5 HP (BOTH EN-18D)	ROCKET	3.5 HP		
E041R07050403N	ENGINE VALVE ROCKET 5/6.5/8 HP (IN. & EX. BOTH ARE SAME) EN-18D	ROCKET	5/6.5/8 HP	OEM # 12.1.11	PART # 12111
E041R07020401N	ENGINE VALVE ROCKET OR COMET 3.5 HP (EXHAUST) EN-18D	ROCKET	3.5 HP		
E041R07020402N	ENGINE VALVE ROCKET OR COMET 3.5 HP (INLET) EN-18D	ROCKET	3.5 HP		
E051R10020800N	ENGINE VALVE (INLET AND EXHAUST) RUMANIA D-15/17 (IN. & EX. BOTH ARE SAME.) BOTH EN-18D	RUMANIA	D-15/17		

Item Code	Description	Engine	Model	O.E.M. No	Reference No
AECO-NP-12008	ENGINE VALVE (INLET AND EXHAUST) RUMANIA U-800 (INLET) EN-52 & (EXHAUST) 21/4 N	RUMANIA	U-800		
E051R10041200N	ENGINE VALVE (INLET AND EXHAUST) RUMANIA UTB-500,UTB-650 (INLET) EN-18D & (EXHAUST) 21/4 N	RUMANIA	UTB-500, UTB-650	OEM # (IN.) 10302117 & (EX.) 10302118	QUEEN # (IN.) 1958 & (EX.) 1959
E051R10040200N	ENGINE VALVE (INLET AND EXHAUST) RUMANIA UTB-500,UTB-650 (INLET) EN-18D & (EXHAUST) EN-52	RUMANIA	UTB-500, UTB-650	OEM # (IN.) 10302117 & (EX.) 10302118	QUEEN # (IN.) 1958 & (EX.) 1959
E051R10040000N	ENGINE VALVE (INLET AND EXHAUST) RUMANIA UTB-500,UTB-650 (INLET) EN-52 & (EXHAUST) 21/4 N	RUMANIA	UTB-500, UTB-650	OEM # (IN.) 10302117 & (EX.) 10302118	QUEEN # (IN.) 1958 & (EX.) 1959
E041R10020403N	ENGINE VALVE RUMANIA D-15/17 (IN. & EX. BOTH ARE SAME.) EN-18D	RUMANIA	D-15/17		
E041R10050601N	ENGINE VALVE RUMANIA U-800 (EXHAUST) EN-52	RUMANIA	U-800		
E041R10050402N	ENGINE VALVE RUMANIA U-800 (INLET) EN-18D	RUMANIA	U-800		
E041R10040001N	ENGINE VALVE RUMANIA UTB-500,UTB-650 (EXHAUST) 21/4 N	RUMANIA	UTB-500, UTB-650	OEM # 10302118	QUEEN # 1959
E041R10040301Y	ENGINE VALVE RUMANIA UTB-500,UTB-650 (EXHAUST) BI-METAL = 21/4 N + EN-52	RUMANIA	UTB-500, UTB-650	OEM # 10302118	QUEEN # 1959
E041R10040601N	ENGINE VALVE RUMANIA UTB-500,UTB-650 (EXHAUST) EN-52	RUMANIA	UTB-500, UTB-650	OEM # 10302118	QUEEN # 1959
E041R10040402N	ENGINE VALVE RUMANIA UTB-500,UTB-650 (INLET) EN-18D	RUMANIA	UTB-500, UTB-650	OEM # 10302117	QUEEN # 1958
E051R10041203N	ENGINE VALVE(INLET AND EXHAUST)RUMANIA UTB-500,UTB-650(IN.)EN-18D &(EX.)21/4 N(SET OF 4 PRS)	RUMANIA	UTB-500, UTB-650	OEM # (IN.) 10302117 & (EX.) 10302118	QUEEN # (IN.) 1958 & (EX.) 1959
AECO-NP-12009	ENGINE VALVE (INLET AND EXHAUST) RUSSIA DT-75 (INLET) EN-52 & (EXHAUST) 21/4 N	RUSSIAN BELARUS	DT-75		

Item Code	Description	Engine	Model	O.E.M. No	Reference No
E051R12020800N	ENGINE VALVE (INLET AND EXHAUST) RUSSIAN T-62 (BOTH EN-18D)	RUSSIAN BELARUS	T-62		
E051R12021200N	ENGINE VALVE (INLET AND EXHAUST) RUSSIAN T-62 (INLET) EN-18D & (EXHAUST) 21/4 N	RUSSIAN BELARUS	T-62		
E051R12020200N	ENGINE VALVE (INLET AND EXHAUST) RUSSIAN T-62 (INLET) EN-18D & (EXHAUST) EN-52	RUSSIAN BELARUS	T-62		
E041R11020401N	ENGINE VALVE RUSSIA DT-75 (EXHAUST) EN-18D	RUSSIAN BELARUS	DT-75		
E041R11020402N	ENGINE VALVE RUSSIA DT-75 (INLET) EN-18D	RUSSIAN BELARUS	DT-75		
AECO-NP-04216	ENGINE VALVE RUSSIAN BELARUS MTZ-50, MTZ-80 (INLET) EN-24 (SS)	RUSSIAN BELARUS	MTZ-50, MTZ-80	501007014	
E041R13020501N	ENGINE VALVE RUSSIAN BELARUS MTZ-50,MTZ-80 (EXHAUST) EN-24 (SS)	RUSSIAN BELARUS	MTZ-50, MTZ-80	OEM # 501007015 & 4753421198	AMP # PMTZ002
E041R13020601N	ENGINE VALVE RUSSIAN BELARUS MTZ-50,MTZ-80 (EXHAUST) EN-52 (SS)	RUSSIAN BELARUS	MTZ-50, MTZ-80	OEM # 501007015 & 4753421198	AMP # PMTZ002
E041R13020402N	ENGINE VALVE RUSSIAN BELARUS MTZ-50,MTZ-80 (INLET) EN-18D (SS)	RUSSIAN BELARUS	MTZ-50, MTZ-80	OEM # 501007014 & 4753421199	AMP # PMTZ001
E041R12020001N	ENGINE VALVE RUSSIAN T-62 (EXHAUST) 21/4 N	RUSSIAN BELARUS	T-62		
E041R12020401N	ENGINE VALVE RUSSIAN T-62 (EXHAUST) EN-18D	RUSSIAN BELARUS	T-62		
E041R12020601N	ENGINE VALVE RUSSIAN T-62 (EXHAUST) EN-52	RUSSIAN BELARUS	T-62		
E041R12020402N	ENGINE VALVE RUSSIAN T-62 (INLET) EN-18D	RUSSIAN BELARUS	T-62		
E061R12020700N	ENGINE VALVE WITH GUIDE RUSSIAN T-62 (INLET) EN-18D & (EXHAUST) 21/4 N	RUSSIAN BELARUS	T-62		
AE12845	ENGINE VALVE(INLET AND EXHAUST)RUSSIAN BELARUS MTZ-50, MTZ-80(INLET)EN-18D &(EXHAUST)EN-52(E)	RUSSIAN BELARUS	MTZ-50, MTZ-80	(IN.) 501007014 & (EX.) 501007015	

Item Code	Description	Engine	Model	O.E.M. No	Reference No
E051R13020302N	ENGINE VALVE(INLET AND EXHAUST)RUSSIAN BELARUS MTZ-50,MTZ-80(INLET)EN-18D &(EXHAUST)EN-24(SS)	RUSSIAN BELARUS	MTZ-50, MTZ-80	(IN.) 501007014, 4753421199 & (EX.) 501007015, 4753421198	AMP # (IN.) PMTZ001 & (EX.) PMTZ002
E051R14501400N	ENGINE VALVE (INLET AND EXHAUST) RUSTON YDA (INLET) EN-52 & (EXHAUST) BI-METAL	RUSTON	YDA		
AECO-NP-12010	ENGINE VALVE (INLET AND EXHAUST) RUSTON YDA MK-II (INLET) EN-52 & (EXHAUST) 21/4 N	RUSTON	YDA MK-II		
E051R14530800N	ENGINE VALVE (INLET AND EXHAUST) RUSTON YWA (BOTH EN-18D)	RUSTON	YWA (MARK-I)	OEM #=(IN.) 3YWA-10317 & (EX.) 3YWA- 10318	
AECO-NP-08496	ENGINE VALVE RUSTON ED-808 (APC) SEAT DIA.-68.25MM (BI-METAL)	RUSTON	ED-808		
E041R14430601N	ENGINE VALVE RUSTON VSH (EXHAUST) EN-52	RUSTON	VSH		
E041R14430402N	ENGINE VALVE RUSTON VSH (INET) EN-18D	RUSTON	VSH		
E041R14450601N	ENGINE VALVE RUSTON VTH (EXHAUST) EN-52	RUSTON	VTH		
E041R14450402N	ENGINE VALVE RUSTON VTH (INET) EN-18D	RUSTON	VTH		
E041R14500301N	ENGINE VALVE RUSTON YDA (EXHAUST) BI-METAL	RUSTON	YDA		
E041R14500602N	ENGINE VALVE RUSTON YDA (INLET) EN-52	RUSTON	YDA		
E041R14510001N	ENGINE VALVE RUSTON YDA MK-II (EXHAUST) 21/4 N	RUSTON	YDA MK-II		
E041R14510602N	ENGINE VALVE RUSTON YDA MK-II (INLET) EN-52	RUSTON	YDA MK-II		
E041R14530401N	ENGINE VALVE RUSTON YWA (EXHAUST) EN-18D	RUSTON	YWA (MARK-I)	OEM # 3YWA10318	
E041R14530402N	ENGINE VALVE RUSTON YWA (INLET) EN-18D	RUSTON	YWA (MARK-I)	OEM # 3YWA10317	

Item Code	Description	Engine	Model	O.E.M. No	Reference No
E071R14530000N	ENGINE VALVE WITH GUIDE, SPRING, CUP & COLLET RUSTON YWA (BOTH VALVE EN-18D)	RUSTON	YWA		
E051S02010000Y	ENGINE VALVE (INLET AND EXHAUST) SAME - ENG. 1054P (TURBO) BUFFALO/MINITAURO/PANTER (INLET) EN-52 & (EXHAUST) 21/4 N	SAME	ENG. 1054P (TURBO) BUFFALO/MINITAURO/PANTER	OEM # (IN.) 06214202/10 & (EX.) 07114202/01	(IN.) SRI # VAS 384 AE/FM # V91540 & (EX.) SRI # VAS 487 AE/FM # V91543
E041S02010001Y	ENGINE VALVE SAME - ENG. 1054P (TURBO) BUFFALO/MINITAURO/PANTER (EXHAUST) 21/4 N	SAME	ENG. 1054P (TURBO) BUFFALO/MINITAURO/PANTER	OEM # 07114202/01	SRI # VAS 487 & AE/FM # V91543
E041S02010602Y	ENGINE VALVE SAME - ENG. 1054P (TURBO) BUFFALO/MINITAURO/PANTER (INLET) EN-52	SAME	ENG. 1054P (TURBO) BUFFALO/MINITAURO/PANTER	OEM # 06214202/10	SRI # VAS 384 & AE/FM # V91540
AE13621	ENGINE VALVE (EXHAUST) SCANIA DC9, R94 (21/4N)	SCANIA	DC9, R94	1386648, 1414395, 1903846	
E051S06221000N	ENGINE VALVE (INLET AND EXHAUST) SCANIA 113 (DS11/DSC11) BOTH 21/4 N	SCANIA	113 (DS11/DSC11)	(IN.) 294674, 352212, 352211, 1360836 & (EX.) 232018, 352347, 1100997, 1116987, 1360834, 1397521	QUEEN # (IN.) 0655 & (EX.) 0654 AE # (IN.) V91200 V91201 V90869 & (EX.) AE # V34963 V91202 TRW
AE12492	ENGINE VALVE (INLET AND EXHAUST) SCANIA 114 (DC11) 124 (DC12/DSC12) 164 (DC16) BOTH BI-METAL)	SCANIA	114 (DC11), 124 (DC12/DSC12), 164 (DC16)	OEM # (IN.) 1333230, 1477022 & 1785076 & (EX.) 1445830, 1328537 & 1791152	QUEEN # (IN.) # 1871 & DT # 1.10760 OR QUEEN (EX) # 1872 DT # 1.10761 & IPSA # VL170400

Item Code	Description	Engine	Model	O.E.M. No	Reference No
E051S06201000N	ENGINE VALVE (INLET AND EXHAUST) SCANIA 124 (DC12/DSC12) BOTH 21/4 N	SCANIA	124 (DC12/DSC12)	OEM # (IN.) 1333230 & 1477022 (EX.) 1445830	QUEEN # (IN.) 1871 & (EX.) 1872
E051S06211000N	ENGINE VALVE (INLET AND EXHAUST) SCANIA 93 (DS9/DSC9) BOTH 21/4 N	SCANIA	93 (DS9/DSC9)	(IN.) 1319081 & 391608 & (EX.) 278102, 366256 & 1360833	QUEEN # (IN.) 0657 (EX.) 0658 & DT # (IN.) 1.10523 (EX.) 1.10524
E051S06100000N	ENGINE VALVE (INLET AND EXHAUST) SCANIA DS11,DSC11,DS14,DSC14 (INLET) EN-52 & (EXHAUST) 21/4 N	SCANIA	DS11, DSC11, DS14, DSC14	(IN.) 294674, 352212, 352211, 1360836 & (EX.) 232018, 352347, 1100997, 1116987, 1360834, 1397521	QUEEN # (IN.) 0655 & (EX.) 0654 AE # (IN.) V91200 V91201 V90869 & (EX.) AE # V34963 V91202 TRW
E041S06200001N	ENGINE VALVE SCANIA 114 (DC11), 124 (DC12/DSC12), 164 (DC16) EXHAUST (21/4 N) 41.00 X 9.94 X 171.60 X 45°	SCANIA	114 (DC11), 124 (DC12/DSC12), 164 (DC16)	1445830, 1328537 & 1791152	QUEEN # 1872 DT # 1.10761 & IPSA # VL170400
E041S06200301Y	ENGINE VALVE SCANIA 114 (DC11), 124 (DC12/DSC12), 164 (DC16) EXHAUST (BI-METAL) 41.00 X 9.94 X 171.60 X 45°	SCANIA	114 (DC11), 124 (DC12/DSC12), 164 (DC16)	1445830, 1328537 & 1791152	QUEEN # 1872 DT # 1.10761 & IPSA # VL170400
E041S06200302Y	ENGINE VALVE SCANIA 114 (DC11), 124 (DC12/DSC12), 164 (DC16) INLET (BI-METAL) 44.00 X 9.96 X 171.60 X 20°	SCANIA	114 (DC11), 124 (DC12/DSC12), 164 (DC16)	1333230, 1477022 & 1785076	QUEEN # 1871 & DT # 1.10760
E041S06200002N	ENGINE VALVE SCANIA 114(DC11),124(DC12/DSC12),164 (DC16)INLET(EN-52)44.00 X 9.96 X 171.60 X 20°	SCANIA	114 (DC11), 124 (DC12/DSC12), 164 (DC16)	1333230, 1477022 & 1785076	QUEEN # 1871 & DT # 1.10760
E041S06210001N	ENGINE VALVE SCANIA 93 (DS9/DSC9) EXHAUST (21/4 N) 44.00 X 11.00 X 162.50 X 45°	SCANIA	93 (DS9/DSC9)	1360833, 278102 & 366256	QUEEN # 0658 & DT # 1.10524

Item Code	Description	Engine	Model	O.E.M. No	Reference No
E041S06210002N	ENGINE VALVE SCANIA 93 (DS9/DSC9) INLET (21/4 N) 51.00 X 11.00 X 162.50 X 20°	SCANIA	93 (DS9/DSC9)	OEM # 1319081 & 391608	QUEEN # 0657 & DT # 1.10523
AE13486	ENGINE VALVE SCANIA D420, D440, D610, D620, D630, D810, (EXHAUST) 21/4N (DEGREE 30°)	SCANIA	D420, D440, D610, D620, D630, D810	168843	FRECCIA # R6057
AE13487	ENGINE VALVE SCANIA D420, D440, D610, D620, D630, D810, (EXHAUST) 21/4N (DEGREE 45°)	SCANIA	D420, D440, D610, D620, D630, D810	243648	FRECCIA # R4867
AE13485	ENGINE VALVE SCANIA D420, D440, D610, D620, D630, D810, (INLET) EN-52	SCANIA	D420, D440, D610, D620, D630, D810,	215715	FRECCIA # R4866
E041S06060001N	ENGINE VALVE SCANIA DS11 (EXHAUST) 21/4 N	SCANIA	DS-11	OEM # 1100997	AE # V91202
E041S06100001N	ENGINE VALVE SCANIA DS11,DSC11,DS14,DSC14 (EXHAUST) 21/4 N	SCANIA	DS11, DSC11, DS14, DSC14	232018, 352347, 1100997, 1116987, 1360834 & 1397521	QUEEN # 0654 AE # V34963 V91202 & TRW # 105-35505 105-35492 & 105-34963
AE13137	ENGINE VALVE SCANIA DS11,DSC11,DS14,DSC14 (EXHAUST) BI-METAL	SCANIA	DS11, DSC11, DS14, DSC14	232018, 352347, 1100997, 1116987, 1360834 & 1397521	QUEEN # 0654 AE # V34963 V91202 & TRW # 105-35505 105-35492 & 105-34963
E041S06100002N	ENGINE VALVE SCANIA DS11,DSC11,DS14,DSC14 (INLET) 21/4 N	SCANIA	DS11, DSC11, DS14, DSC14	294674, 352212, 352211 & 1360836	QUEEN # 0655 AE # V91200 V91201 & V90869; TRW # 105-35355 & 105-35490

Item Code	Description	Engine	Model	O.E.M. No	Reference No
E041S06100302N	ENGINE VALVE SCANIA DS11,DSC11,DS14,DSC14 (INLET) BI-METAL = EN-52 & 21/4 N	SCANIA	DS11, DSC11, DS14, DSC14	294674, 352212, 352211 & 1360836	QUEEN # 0655 AE # V91200 V91201 & V90869; TRW # 105-35355 & 105-35490
E041S06100602N	ENGINE VALVE SCANIA DS11,DSC11,DS14,DSC14 (INLET) EN-52	SCANIA	DS11, DSC11, DS14, DSC14	294674, 352212, 352211 & 1360836	QUEEN # 0655 AE # V91200 V91201 & V90869; TRW # 105-35355 & 105-35490
E041S06050302N	ENGINE VALVE SCANIA DS9 (TURBO),DSC9 (TURBO) INLET (EN- 52)	SCANIA	DS9 (TURBO), DSC9 (TURBO)	1319081 & 391608+	QUEEN # 0657 & DT # 1.10523
E041S06120340N	ENGINE VALVE SCANIA DSC14 (TURBO) INLET - 20 DEGREE (BI- METAL = EN-52 & 21/4 N)	SCANIA	DSC14 (TURBO)	OEM # 324675	AE # V91203
E041S06120641N	ENGINE VALVE SCANIA DSC14 (TURBO) INLET - 30 DEGREE (EN- 52)	SCANIA	DSC14 (TURBO)	272804, 13611190 & 1361192	AE # V35036 & QUEEN # 0367
AE13488	ENGINE VALVE SCANIA DSC14, DN14, DS14 (EXHAUST) 21/4N	SCANIA	DSC14, DN14, DS14	243477 & 1361197	QUEEN # 0652, FRECCIA # 3742
E051S07030800N	ENGINE VALVE (INLET AND EXHAUST) SENDLING DM-15 (BOTH EN-18D)	SENDLING	DM-15		
E051S07030200N	ENGINE VALVE (INLET AND EXHAUST) SENDLING DM-15 (INLET) EN-18D & (EXHAUST) EN- 52	SENDLING	DM-15		
E041S07030401N	ENGINE VALVE SENDLING DM-15 (EXHAUST) EN-18D	SENDLING	DM-15		
E041S07030601N	ENGINE VALVE SENDLING DM-15 (EXHAUST) EN-52	SENDLING	DM-15		
E041S07030402N	ENGINE VALVE SENDLING DM-15 (INLET) EN-18D	SENDLING	DM-15		

Item Code	Description	Engine	Model	O.E.M. No	Reference No
E051S08040800N	ENGINE VALVE (INLET AND EXHAUST) SHIBAURA GD-75/GD-85 (BOTH EN-18D)	SHIBAURA	GD-75		
E051S08060800N	ENGINE VALVE (INLET AND EXHAUST) SHIBAURA GD-90/GD-105 (BOTH EN-18D)	SHIBAURA	GD-90		
E041S08040401N	ENGINE VALVE SHIBAURA GD-75/GD-85 (EXHAUST) EN-18D	SHIBAURA	GD-75		
E041S08040402N	ENGINE VALVE SHIBAURA GD-75/GD-85 (INLET) EN-18D	SHIBAURA	GD-75		
E041S08060401N	ENGINE VALVE SHIBAURA GD-90/GD-105 (EXHAUST) EN-18D	SHIBAURA	GD-90		
E041S08060402N	ENGINE VALVE SHIBAURA GD-90/GD-105 (INLET) EN-18D	SHIBAURA	GD-90		
E051S09010800N	ENGINE VALVE (INLET AND EXHAUST) SIFENG S-1100 (BOTH EN-18D)	SIFENG	S-1100		
E051S09010200N	ENGINE VALVE (INLET AND EXHAUST) SIFENG S-1100 (INLET) EN-18D & (EXHAUST) EN-52	SIFENG	S-1100		
E041S09010401N	ENGINE VALVE SIFENG S-1100 (EXHAUST) EN-18D	SIFENG	S-1100		
E041S09010601Y	ENGINE VALVE SIFENG S-1100 (EXHAUST) EN-52	SIFENG	S-1100		
E041S09010402Y	ENGINE VALVE SIFENG S-1100 (INLET) EN-18D	SIFENG	S-1100		
E051S11010800N	ENGINE VALVE (INLET AND EXHAUST) SKODA S-110 (BOTH EN-18D)	SKODA	S-110	(IN.) 111020240, 111020242 & (EX.) 111020241, 111020261	OLD QUEEN # (IN.) 88.2456 & (EX.) 88.2457
E041S11010401N	ENGINE VALVE SKODA S-110 (EXHAUST) EN-18D	SKODA	S-110	OEM # 111020241 & 111020261	OLD QUEEN # 88.2457
E041S11010402N	ENGINE VALVE SKODA S-110 (INLET) EN-18D	SKODA	S-110	OEM # 111020240 & 111020242	OLD QUEEN # 88.2456
E051S12020800N	ENGINE VALVE (INLET AND EXHAUST) SLAVIA D-15 (BOTH EN-18D)	SLAVIA	D-15		

Item Code	Description	Engine	Model	O.E.M. No	Reference No
E041S12020401N	ENGINE VALVE SLAVIA D-15 (EXHAUST) EN-18D	SLAVIA	D-15		
E041S12020402N	ENGINE VALVE SLAVIA D-15 (INLET) EN-18D	SLAVIA	D-15		
E051S14030000N	ENGINE VALVE (INLET AND EXHAUST) STEYR WD 408 (768) INLET (EN-52) & EXHAUST (21/4 N)	STEYR	WD 408 (768)	OEM #=(IN.) 4070501 & (EX.) 4070502	TRW #=(IN.) 3290 & (EX.) 3291
E041S14030001N	ENGINE VALVE STEYR WD 408 (768) EXHAUST (21/4 N)	STEYR	WD 408 (768)	OEM # =4070502	TRW # =3291
E041S14030602N	ENGINE VALVE STEYR WD 408 (768) INLET (EN-52)	STEYR	WD 408 (768)	OEM # =4070501	TRW # =3290
AE13390	ENGINE VALVE (EXHAUST) GM OR SUZUKI J20A, GRAND VITARA, XL7 (28.00 X 86.21 X 5.94)	SUZUKI	J20A, GRAND VITARA, XL7	91175073, 1291585FAI, 1291586F50	MORESA # S-9852, SBI # 10787S
MARUTi00419	ENGINE VALVE (INLET AND EXHAUST) SUZUKI ALTO (1 SET OF 3 CYL)	SUZUKI	ALTO	OEM # (IN.) 12911M84420 & (EX.) 12915M84410	
MARUTi00424	ENGINE VALVE (INLET AND EXHAUST) SUZUKI CELERIO (SET OF 6 PRS)	SUZUKI	CELERIO	OEM # (IN.) 12911M68EA0 & (EX.) 12915M68K00	
AE12533	ENGINE VALVE (INLET AND EXHAUST) SUZUKI GN125 (INLET) EN-52 & (EXHAUST) 21/4 N	SUZUKI	GN125	IN # 1291112F60 & EX # 1291212F60	
AE13391	ENGINE VALVE (INLET) GM OR SUZUKI J20A, GRAND VITARA, XL7 (32.90 X 86.58 X 5.96)	SUZUKI	J20A, GRAND VITARA, XL7	91177228 & 1291186FAO	MORESA # V-9851, SBI # 10786
E041S18090001Y	ENGINE VALVE SUZUKI G10 (EXHAUST) 21/4 N WITH STELLITE TIP	SUZUKI	G10	OEM # 1291582000 & 1291582001	CLIENT PART # 0155-0253
E041S18090602Y	ENGINE VALVE SUZUKI G10 (INLET) EN-52	SUZUKI	G10	OEM # 1291182000 & 1291182010	CLIENT PART # 0155-0252
AECO-NP-00761	ENGINE VALVE - - / EX / TATA 1313 / 1312	TATA	1313 / 1312		

Item Code	Description	Engine	Model	O.E.M. No	Reference No
AECO-NP-00762	ENGINE VALVE - - / IN / TATA 1313 / 1312	TATA	1313 / 1312		
AECO-NP-08208	ENGINE VALVE (INLET AND EXHAUST) TATA 1210 (INLET) EN- 52 & (EXHAUST) 21/4 N	TATA	1210		
AECO-NP-12013	ENGINE VALVE (INLET AND EXHAUST) TATA 1210D (INLET) EN- 52 & (EXHAUST) 21/4 N	TATA	1210D		
AECO-NP-12014	ENGINE VALVE (INLET AND EXHAUST) TATA 1210SE (INLET) EN-52 & (EXHAUST) 21/4 N	TATA	1210SE		
AECO-NP-12015	ENGINE VALVE (INLET AND EXHAUST) TATA 1312, 1313 (INLET) EN-52 & (EXHAUST) 21/4 N	TATA	1312, 1313		
AECO-NP-00629	ENGINE VALVE TATA 1210D (EXHAUST) 21/4 N	TATA	1210D		
AECO-NP-00760	ENGINE VALVE TATA 1210D (INLET) EN-52	TATA	1210D		
AECO-NP-07879	ENGINE VALVE TATA 1210SE (EXHAUST) 21/4 N	TATA	1210SE		
AECO-NP-07880	ENGINE VALVE TATA 1210SE (INLET) EN-52	TATA	1210SE		
AECO-NP-07882	ENGINE VALVE TATA 1312, 1313 (EXHAUST) 21/4 N	TATA	1312, 1313		
AECO-NP-07881	ENGINE VALVE TATA 1312, 1313 (INLET) EN-52	TATA	1312, 1313		
AE13396	ENGINE VALVE (EXHAUST) TOYOTA 2ZZFE, 3ZZFE, 4ZZFE (26.10 X 5.50 X 88.70) 21/4N	TOYOTA	2ZZFE, 3ZZFE, 4ZZFE	137150D010, 137150D020, 1371522040, 94859432	QUEEN # 1888, SBI # 10781, MORESA # S- 7168

Item Code	Description	Engine	Model	O.E.M. No	Reference No
AECO-NP-12016	ENGINE VALVE (INLET AND EXHAUST) TOYOTA 18R (INLET) EN-52 & (EXHAUST) 21/4 N	TOYOTA	18R	1371136020, 1371136021, 1371136040, 1371534010, 1371534011, 1371534012, 1371534022, 1371534030, 1371534031, 1371534032, 1371534033, 1371534050 & 1371536021	AE # V35211 V90213 TRW # V3541 S2966 & DOKURO # ITY0520 ETY5519
E051T06040000N	ENGINE VALVE (INLET AND EXHAUST) TOYOTA 1C,2C (INLET) EN-52 & EXHAUST (21/4 N)	TOYOTA	1C, 2C	(IN.) 1371164010 & (EX.) 1371564010, 1371564020, 1371564021	DOKURO # (IN.) ITY-0552 & (EX.) ETY- 5552
AECO-NP-12017	ENGINE VALVE (INLET AND EXHAUST) TOYOTA 1FZFE (INLET) EN-52 & (EXHAUST) 21/4 N	TOYOTA	1FZFE	1371166020, 1371166030, 1371566020 & 1371566030	SBI # 10679 10680 MANLEY # S2746 A2749 & DOKURO # ITY0593 ETY5593
AECO-NP-12018	ENGINE VALVE (INLET AND EXHAUST) TOYOTA 1FZFE (INLET) EN-52 & (EXHAUST) 21/4 N	TOYOTA	1FZFE		
AECO-NP-12026	ENGINE VALVE (INLET AND EXHAUST) TOYOTA 1HZ, 1HDT (INLET) EN-52 & (EXHAUST) 21/4 N	TOYOTA	1HZ, 1HDT	1371117010, 1371515010 & 1371517010	DOKURO # ITY0578 & ETY5578

Item Code	Description	Engine	Model	O.E.M. No	Reference No
AECO-NP-12019	ENGINE VALVE (INLET AND EXHAUST) TOYOTA 1S, 2S (INLET) EN-52 & (EXHAUST) 21/4 N	TOYOTA	1S, 2S	1371163010, 1371563010, 1371563011 & 1371563030	AE # V91464 V3583 V91465 TRW # S3584 SBI # 10316 10317 MANLEY # S2848 A2813 & DOKURO # ITY0550 ETY5550
E051T06100003N	ENGINE VALVE (INLET AND EXHAUST) TOYOTA 1Y,2Y,3Y,4Y (1 SET OF 8 NOS.) IN. (EN-52) & EX. (21/4 N)	TOYOTA	1Y, 2Y, 3Y, 4Y	(IN.) 1371171010, 1371171020 & (EX.) 1371571010, 1371571020	(IN.) AE # V91462 TRW # V3587 MANLEY # S2464 SBI # 10322 DOKURO # ITY- 0553 & (EX.) AE # V91468
AECO-NP-12020	ENGINE VALVE (INLET AND EXHAUST) TOYOTA 20R, 21R (INLET) EN-52 & (EXHAUST) 21/4 N	TOYOTA	20R, 21R	1371137010, 1371138010, 1371138050, 1371538010, 1371538011, 1371538020, 1371538023 & 1371538050	AE # V90292 TRW # V2978 SBI # 10048 MANLEY # S632 10037 & DOKURO # ITY0523 ETY5523
AECO-NP-12025	ENGINE VALVE (INLET AND EXHAUST) TOYOTA 2A, 3A, 4A (INLET) EN-52 & (EXHAUST) 21/4 N	TOYOTA	2A, 3A, 4A	1371115010, 1371115030 & 1371515010	AE # V90290 V90291 TRW # S3245 S3246 MANLEY # S2052 A2197 SBI # 10107 10106 & DOKURO # ITY0546 ETY5546

Item Code	Description	Engine	Model	O.E.M. No	Reference No
AECO-NP-12021	ENGINE VALVE (INLET AND EXHAUST) TOYOTA 2F, 3F (INLET) EN-52 & (EXHAUST) 21/4 N	TOYOTA	2F, 3F	1371160021, 1371161010, 1371161020, 1371560032, 1371561010 & 1371561030	AE # V90271 V90272 TRW # V3267X S3561 MANLEY # S2054 A2189 SBI # 10070 10069 & DOKURO # ITY0542 ETY5542
E051T06850003N	ENGINE VALVE (INLET AND EXHAUST) TOYOTA 2KD (1 SET OF 8 NOS.) INLET (EN-52) & EXHAUST (21/4 N)	TOYOTA	2KD	OEM # IN- 1371130040 & 137110L010, EX- 1371530040 & 137150L010	QUEEN # IN- 2985 & EX- 2986
E051T06670003N	ENGINE VALVE (INLET AND EXHAUST) TOYOTA 2L,3L (1 SET OF 8 NOS.) INLET (EN-52) & EXHAUST (21/4 N)	TOYOTA	2L, 3L	OEM # (IN.) 1371154020 & (EX.) 1371554040	DOKURO # (IN.) ITY-0570 (EX.) ETY-5570 & TRW # (IN.) V4291 (EX.) S4292
E051T06670000N	ENGINE VALVE (INLET AND EXHAUST) TOYOTA 2L,3L (INLET) EN-52 & (EXHAUST) 21/4 N	TOYOTA	2L, 3L	OEM # (IN.) 1371154020 & (EX.) 1371554040	DOKURO # (IN.) ITY-0570 (EX.) ETY-5570 & TRW # (IN.) V4291 (EX.) S4292
AECO-NP-12022	ENGINE VALVE (INLET AND EXHAUST) TOYOTA 2RZ, 3RZ (INLET) EN-52 & (EXHAUST) 21/4 N	TOYOTA	2RZ, 3RZ	1371175030, 1371175040 & 1371575030	DOKURO # ITY0596 & ETY5596
AECO-NP-12023	ENGINE VALVE (INLET AND EXHAUST) TOYOTA 2T, 3T (INLET) EN-52 & (EXHAUST) 21/4 N	TOYOTA	2T, 3T	1371125011 & 1371525011	DOKURO # ITY0507 ETY5507 & SBI # 10072 10071

Item Code	Description	Engine	Model	O.E.M. No	Reference No
AECO-NP-12024	ENGINE VALVE (INLET AND EXHAUST) TOYOTA 2TZ (INLET) EN-52 & (EXHAUST) 21/4 N	TOYOTA	2TZ	1371176020, 1371176040, 1371576020, 1371576030, 1371576040 & 1371576050	SBI # 10473 10474 MANLEY # S2748 A2751 TRW # V4297 S4298 & DOKURO # ITY0592 ETY5592
E051T06820003N	ENGINE VALVE (INLET AND EXHAUST) TOYOTA 5L (1 SET OF 8 NOS.) INLET (EN-52) & EXHAUST (21/4 N)	TOYOTA	5L	OEM # (IN.) 1371154030 & (EX.) 1371554050	DOKURO # (IN.) ITY-0609 & (EX.) ETY- 5609
E051T06680000N	ENGINE VALVE (INLET AND EXHAUST) TOYOTA 5L (INLET) EN-52 & (EXHAUST) 21/4 N	TOYOTA	5L	OEM # (IN.) 1371154030 & (EX.) 1371554050	DOKURO # (IN.) ITY-0609 & (EX.) ETY- 5609
E051T06130003N	ENGINE VALVE (INLET AND EXHAUST) TOYOTA L,2L (1 SET OF 8 NOS.) INLET (EN-52) & EXHAUST (21/4 N)	TOYOTA	L, 2L	(IN.) 1371154010 & (EX.) 1371554010, 1371554020, 1371554030	AE # (IN.) V90283 (EX.) V90284; TRW # (IN.) V3244 (EX.) S3248; SBI # (IN.) 10593 (EX.) 10594; DOK
AECO-NP-12570	ENGINE VALVE (INLET) TOYOTA 2ZZFE, 3ZZFE, 4ZZFE (31.00 X 5.50 X 88.70) EN-52	TOYOTA	2ZZFE, 3ZZFE, 4ZZFE	137110D010, 137110D020, 1371122040	QUEEN # 1887, SBI # 10780, MORESA # V- 7167
E041T06010001N	ENGINE VALVE TOYOTA 12R (EXHAUST) 21/4 N	TOYOTA	12R	1371531030, 1371531040 & 1371531050	SBI # 10773 & DOKURO # ETY- 5517
E041T06010602N	ENGINE VALVE TOYOTA 12R (INLET) EN-52	TOYOTA	12R	OEM # 1371131030 & 1371131040	SBI # 10772 & DOKURO # ITY- 0517
E041T06730001N	ENGINE VALVE TOYOTA 13B (EXHAUST) 21/4 N	TOYOTA	13B	OEM # 1371558030	DOKURO # ETY- 5573

Item Code	Description	Engine	Model	O.E.M. No	Reference No
E041T06730602N	ENGINE VALVE TOYOTA 13B (INLET) EN-52	TOYOTA	13B	OEM # 1371158020 & 1371158050	DOKURO # ITY-0573
AECO-NP-12476	ENGINE VALVE TOYOTA 15B (EXHAUST) 21/4 N (33.10 X 7.00 X 126.50)	TOYOTA	15B	1371558070	
AECO-NP-12475	ENGINE VALVE TOYOTA 15B (INLET) EN-52 (37.00 X 7.00 X 126.50)	TOYOTA	15B	1371158030	
E041T06030001N	ENGINE VALVE TOYOTA 18R (EXHAUST) 21/4 N	TOYOTA	18R	1371534010, 1371534011, 1371534012, 1371534022, 1371534030, 1371534031, 1371534032, 1371534033, 1371534050 & 1371536021	AE # V90213 TRW # S2966 & DOKURO # ETY-5519
E041T06030602N	ENGINE VALVE TOYOTA 18R (INLET) EN-52	TOYOTA	18R	1371136020, 1371136021 & 1371136040	AE # V35211 TRW # V3541 & DOKURO # ITY-0520
E041T06270001N	ENGINE VALVE TOYOTA 1C (NEW MODEL), 2C (NEW MODEL) EXHAUST (21/4 N)	TOYOTA	1C (NEW MODEL), 2C (NEW MODEL)	1371564012, 1371564030 & 1371564040	DOKURO # ETY-5590
E041T06270602N	ENGINE VALVE TOYOTA 1C (NEW MODEL), 2C (NEW MODEL) INLET (EN-52)	TOYOTA	1C (NEW MODEL), 2C (NEW MODEL)	OEM # 1371164011 & 1371164020	DOKURO # ITY-0590
E041T06040001N	ENGINE VALVE TOYOTA 1C, 2C (EXHAUST) 21/4 N	TOYOTA	1C, 2C	1371564010, 1371564020 & 1371564021	DOKURO # ETY-5552
E041T06040602N	ENGINE VALVE TOYOTA 1C, 2C (INLET) EN-52	TOYOTA	1C, 2C	OEM # 1371164010	DOKURO # ITY-0552
E041T06700001N	ENGINE VALVE TOYOTA 1E, 2E, 3E (EXHAUST) 21/4 N	TOYOTA	1E, 2E, 3E	OEM # 1371510030	QUEEN # 0800 SBI # 10311 & EP # VT-08-E

Item Code	Description	Engine	Model	O.E.M. No	Reference No
E041T06700602N	ENGINE VALVE TOYOTA 1E,2E,3E (INLET) EN-52	TOYOTA	1E, 2E, 3E	OEM # 1371210010	QUEEN # 0795 & EP # VT-08-I1
E041T06800602N	ENGINE VALVE TOYOTA 1E,2E,3E (INLET) EN-52 (SEAT DIA.-30.00MM)	TOYOTA	1E, 2E, 3E	OEM # 1371110020	QUEEN # 0799 & EP # VT-08-I
E041T06050001N	ENGINE VALVE TOYOTA 1FZFE (EXHAUST) 21/4 N	TOYOTA	1FZFE	OEM # 1371566020 & 1371566030	SBI # 10680 MANLEY # A2749 & DOKURO # ETY-5593
E041T06050001Y	ENGINE VALVE TOYOTA 1FZFE (EXHAUST) 21/4 N	TOYOTA	1FZFE		
E041T06050602N	ENGINE VALVE TOYOTA 1FZFE (INLET) EN-52	TOYOTA	1FZFE	OEM # 1371166020 & 1371166030	SBI # 10679 MANLEY # S2746 & DOKURO # ITY-0593
E041T06050602Y	ENGINE VALVE TOYOTA 1FZFE (INLET) EN-52	TOYOTA	1FZFE		
E041T06710001Y	ENGINE VALVE TOYOTA 1HZ,1HDT (EXHAUST) 21/4 N	TOYOTA	1HZ, 1HDT	OEM # 1371517010	DOKURO # ETY-5578
E041T06710301N	ENGINE VALVE TOYOTA 1HZ,1HDT (EXHAUST) BI-METAL	TOYOTA	1HZ, 1HDT	OEM # 1371517010	DOKURO # ETY-5578
E041T06710602Y	ENGINE VALVE TOYOTA 1HZ,1HDT (INLET) EN-52	TOYOTA	1HZ, 1HDT	OEM # 1371117010	DOKURO # ITY-0578
E041T06720001N	ENGINE VALVE TOYOTA 1RZ,2RZ (EXHAUST) 21/4 N	TOYOTA	1RZ, 2RZ	OEM # 1371575010 & 1371575020	DOKURO # ETY-5580
E041T06090001N	ENGINE VALVE TOYOTA 1S,2S (EXHAUST) 21/4 N	TOYOTA	1S, 2S	1371563010, 1371563011 & 1371563030	AE # V91465 TRW # S3584 SBI # 10317 MANLEY # A2813 & DOKURO # ETY-5550

Item Code	Description	Engine	Model	O.E.M. No	Reference No
E041T06090602N	ENGINE VALVE TOYOTA 1S,2S (INLET) EN-52	TOYOTA	1S, 2S	OEM # 1371163010	AE # V91464 V3583 SBI # 10316 MANLEY # S2848 & DOKURO # ITY- 0550
E041T06100001N	ENGINE VALVE TOYOTA 1Y,2Y,3Y,4Y (EXHAUST) 21/4 N	TOYOTA	1Y, 2Y, 3Y, 4Y	OEM # 1371571010 & 1371571020	AE # V91468 TRW # S3588 SBI # 10323 MANLEY # A2521 & DOKURO # ETY- 5553
E041T06100602N	ENGINE VALVE TOYOTA 1Y,2Y,3Y,4Y (INLET) EN-52	TOYOTA	1Y, 2Y, 3Y, 4Y	OEM # 1371171010 & 1371171020	AE # V91462 TRW # V3587 MANLEY # S2464 SBI # 10322 & DOKURO # ITY- 0553
E041T06160001N	ENGINE VALVE TOYOTA 20R,21R (EXHAUST) 21/4 N	TOYOTA	20R, 21R	1371538010, 1371538011, 1371538020, 1371538023 & 1371538050	SBI # 10037 & DOKURO # ETY- 5523
E041T06160602N	ENGINE VALVE TOYOTA 20R,21R (INLET) EN-52	TOYOTA	20R, 21R	1371137010, 1371138010 & 1371138050	AE # V90292 TRW # V2978 SBI # 10048 MANLEY # S632 & DOKURO # ITY- 0523

Item Code	Description	Engine	Model	O.E.M. No	Reference No
E041T06690001N	ENGINE VALVE TOYOTA 21R,22R (EXHAUST) 21/4 N	TOYOTA	21R, 22R	1371535010, 1371535020, 1371535030, 1371535031 & 1371535040	AE # V90847, MORESA # S-9974, QUEEN # 0808 TRW # S3592, MANLEY # A2199, SBI # 10330A & DOKURO # ETY-5524, ETY-5525
E041T06690602N	ENGINE VALVE TOYOTA 21R,22R (INLET) EN-52	TOYOTA	21R, 22R	131135051, 1371135010, 1371135030, 1371135031, 1371135040, 1371135050 & 1371135051	AE # V90845, TRW # V3591, MANLEY # S2198, SBI # 10328A, QUEEN # 0807, MORESA # V-9973 & DOKURO # ETY-0524
E041T06680001N	ENGINE VALVE TOYOTA 2A,3A,4A (EXHAUST) 21/4 N	TOYOTA	2A, 3A, 4A	OEM # 1371515010	AE # V90291 TRW # S3246 MANLEY # A2197 SBI # 10106 & DOKURO # ETY-5546
E041T06680602N	ENGINE VALVE TOYOTA 2A,3A,4A (INLET) EN-52	TOYOTA	2A, 3A, 4A	OEM # 1371115010 & 1371115030	AE # V90290 TRW # S3245 MANLEY # S2052 SBI # 10107 & DOKURO # ITY-0546
E041T06220001N	ENGINE VALVE TOYOTA 2F,3F (EXHAUST) 21/4 N	TOYOTA	2F, 3F	1371560032, 1371561010 & 1371561030	AE # V90272 TRW # S3561 MANLEY # A2189 SBI # 10069 & DOKURO # ETY-5542

Item Code	Description	Engine	Model	O.E.M. No	Reference No
E041T06220602N	ENGINE VALVE TOYOTA 2F,3F (INLET) EN-52	TOYOTA	2F, 3F	1371160021, 1371161010 & 1371161020	AE # V90271 TRW # V3267X MANLEY # S2054 SBI # 10070 & DOKURO # ITY-0542
E041T06850001Y	ENGINE VALVE TOYOTA 2KD (EXHAUST) 21/4 N	TOYOTA	2KD	OEM # 1371530040 & 137150L010	QUEEN # 2986
E041T06850602Y	ENGINE VALVE TOYOTA 2KD (INLET) EN-52	TOYOTA	2KD	OEM # 1371130040 & 137110L010	QUEEN # 2985
E041T06670001N	ENGINE VALVE TOYOTA 2L,3L (EXHAUST) 21/4 N	TOYOTA	2L, 3L	OEM # 1371554040	DOKURO # ETY-5570 & TRW # S4292
E041T06670602N	ENGINE VALVE TOYOTA 2L,3L (INLET) EN-52	TOYOTA	2L, 3L	OEM # 1371154020	DOKURO # ITY-0570 & TRW # V4291
E041T06290001N	ENGINE VALVE TOYOTA 2RZ,3RZ (EXHAUST) 21/4 N	TOYOTA	2RZ, 3RZ	OEM # 1371575030	DOKURO # ETY-5596
E041T06290602N	ENGINE VALVE TOYOTA 2RZ,3RZ (INLET) EN-52	TOYOTA	2RZ, 3RZ	OEM # 1371175030 & 1371175040	DOKURO # ITY-0596
E041T06300001N	ENGINE VALVE TOYOTA 2T,3T (EXHAUST) 21/4 N	TOYOTA	2T, 3T	OEM # 1371525011	DOKURO # ETY-5507 & SBI # 10071
E041T06300602N	ENGINE VALVE TOYOTA 2T,3T (INLET) EN-52	TOYOTA	2T, 3T	OEM # 1371125011	DOKURO # ITY-0507 & SBI # 10072
E041T06310001N	ENGINE VALVE TOYOTA 2TZ (EXHAUST) 21/4 N	TOYOTA	2TZ	OEM # 1371576020, 1371576030, 1371576040 & 1371576050	SBI # 10474 MANLEY # A2751 TRW # S4298 & DOKURO # ETY-5592

Item Code	Description	Engine	Model	O.E.M. No	Reference No
E041T06310602N	ENGINE VALVE TOYOTA 2TZ (INLET) EN-52	TOYOTA	2TZ	OEM # 1371176020 & 1371176040	SBI # 10473 MANLEY # S2748 TRW # V4297 & DOKURO # ITY- 0592
E041T06330001N	ENGINE VALVE TOYOTA 3B (EXHAUST) 21/4 N	TOYOTA	3B	OEM # 1371558010	DOKURO # ETY- 5544
E041T06330602N	ENGINE VALVE TOYOTA 3B (INLET) EN-52	TOYOTA	3B	OEM # 1371158010	DOKURO # ITY- 0544
E041T06350001N	ENGINE VALVE TOYOTA 3K,4K (EXHAUST) 21/4 N	TOYOTA	3K, 4K	OEM # 1371524012 & 1371524030	DOKURO # ETY- 5504
E041T06350602N	ENGINE VALVE TOYOTA 3K,4K,5K (INLET) EN-52	TOYOTA	3K, 4K, 5K	OEM # 1371124011	TRW # V3115X SBI # 10307 AE # V90111 & MANLEY # S2496
E041T06660001N	ENGINE VALVE TOYOTA 3S (EXHAUST) 21/4 N	TOYOTA	3S	1371574080, 1371574090 & 1371503020	SBI # 10420 & DOKURO # ETY- 5591
E041T06380602N	ENGINE VALVE TOYOTA 3VZFE (INLET) EN-52	TOYOTA	3VZFE	OEM # 1371162040	DOKURO # ITY- 0595
E041T06650001N	ENGINE VALVE TOYOTA 4AF,5A (EXHAUST) 21/4 N	TOYOTA	4AF, 5A	OEM # 1371515030 & 1371515050	QUEEN # 1152 SBI # 10315 & DOKURO # ETY- 5569
E041T06650602N	ENGINE VALVE TOYOTA 4AF,5A (INLET) EN-52	TOYOTA	4AF, 5A	OEM # 1371115050 & 1371115071	SBI # 10314 & DOKURO # ITY- 0569
E041T06640001N	ENGINE VALVE TOYOTA 4AFE,7AFE (EXHAUST) 21/4 N	TOYOTA	4AFE, 7AFE	OEM # 1371515070 & 1371516060	SBI # 10507 & DOKURO # ETY- 5589
E041T06640602N	ENGINE VALVE TOYOTA 4AFE,7AFE (INLET) EN-52	TOYOTA	4AFE, 7AFE	OEM # 1371116060	DOKURO # ITY- 0589

Item Code	Description	Engine	Model	O.E.M. No	Reference No
E041T06630602N	ENGINE VALVE TOYOTA 4AG (INLET) EN-52	TOYOTA	4AG	OEM # 1371116010	SBI # 10176 & DOKURO # ITY- 0559
E041T06820001Y	ENGINE VALVE TOYOTA 5L (EXHAUST) 21/4 N	TOYOTA	5L	OEM # 1371554050	DOKURO # ETY- 5609
E041T06820301N	ENGINE VALVE TOYOTA 5L (EXHAUST) BI-METAL	TOYOTA	5L	OEM # 1371554050	DOKURO # ETY- 5609
E041T06820602Y	ENGINE VALVE TOYOTA 5L (INLET) EN-52	TOYOTA	5L	OEM # 1371154030	DOKURO # ITY- 0609
E041T06440001N	ENGINE VALVE TOYOTA 5R (EXHAUST) 21/4 N	TOYOTA	5R	OEM # 1371544021	DOKURO # ETY- 5533
E041T06620602N	ENGINE VALVE TOYOTA B (OLD) INLET (EN-52)	TOYOTA	B (OLD)	OEM # 1371156010	DOKURO # ETY- 0538
E041T06410001N	ENGINE VALVE TOYOTA B,2B (EXHAUST) 21/4 N	TOYOTA	B, 2B	OEM # 1371556050	DOKURO # ETY- 5582
E041T06520001N	ENGINE VALVE TOYOTA B,2B (EXHAUST) 21/4 N	TOYOTA	B, 2B	1371556020, 1371556030 & 1371556031	DOKURO # ETY- 5556
E041T06410602N	ENGINE VALVE TOYOTA B,2B (INLET) EN-52	TOYOTA	B, 2B	OEM # 1371156050	DOKURO # ITY- 0582
E041T06520602N	ENGINE VALVE TOYOTA B,2B (INLET) EN-52	TOYOTA	B, 2B	1371156020, 1371156030 & 1371156031	DOKURO # ITY- 0556
E041T06580001N	ENGINE VALVE TOYOTA L,2L (EXHAUST) 21/4 N	TOYOTA	L, 2L	1371554010, 1371554020 & 1371554030	AE # V90284 TRW # S3248 SBI # 10594 & DOKURO # ETY- 5547
E041T06580602N	ENGINE VALVE TOYOTA L,2L (INLET) EN-52	TOYOTA	L, 2L	OEM # 1371154010	AE # V90283 TRW # V3244 SBI # 10593 & DOKURO # ITY- 0547
E051T06270000N	ENGINE VALVE(INLET AND EXHAUST)TOYOTA 1C(NEW MODEL),2C(NEW MODEL)INLET(EN-52)&EXHAUST(21/4 N)	TOYOTA	1C (NEW MODEL), 2C (NEW MODEL)	(IN.) 1371164011, 1371164020 & (EX.) 1371564012, 1371564030, 1371564040	DOKURO # (IN.) ITY-0590 & (EX.) ETY- 5590

Item Code	Description	Engine	Model	O.E.M. No	Reference No
E051T06800004N	ENGINE VALVE(INLET AND EXHAUST)TOYOTA 1E,2E,3E(1 SET OF 12 NOS.)INLET(EN-52)& EXHAUST(21/4 N)	TOYOTA	1E, 2E, 3E	OEM # (IN.) 1371210010 (IN.) 1371110020 & (EX.) 1371510030	EP # (IN.) VT-08-11 (IN.) VT-08-I & (EX.) VT-08-E & QUEEN # (IN.) 0795 (IN.) 0799 & (EX.) 0800
E041T07090001N	ENGINE VALVE TRIUMPH 2000 MK,TR-6,TR-6P1,TRSP,2500 TC,2500 S (1147/1296/1493 CC) EXHAUST (21/4 N)	TRIUMPH	2000 MK, TR-6, TR-6P1, TRSP, 2500 TC, 2500 S (1147/1296/1493 CC)		CLIENT PART # CV33842
E051U01010600N	ENGINE VALVE (INLET AND EXHAUST) URSUS TRACTOR C-330,C-335 (BOTH EN-52)	URSUS TRACTOR	C-330, C-335	OEM # (IN.) 50008470 & (EX.) 50008480	PARADOWSCY AMP # (IN.) PURS007 & (EX.) PURS009
E051U01010200N	ENGINE VALVE (INLET AND EXHAUST) URSUS TRACTOR C-330,C-335 (INLET) EN-18D& (EXHAUST) EN-52	URSUS TRACTOR	C-330, C-335	OEM # (IN.) 50008470 & (EX.) 50008480	PARADOWSCY AMP # (IN.) PURS007 & (EX.) PURS009
E051U01030600N	ENGINE VALVE (INLET AND EXHAUST) URSUS TRACTOR C-355/C-355M,C-360 (BOTH EN-52)	URSUS TRACTOR	C-355/C-355M, C-360	(IN.) 50505050, 50505051 & (EX.) 50505060, 50505061	PARADOWSCY AMP # (IN.) PURS011 & (EX.) PURS013
E051U01030200N	ENGINE VALVE (INLET AND EXHAUST) URSUS TRACTOR C-355/C-355M,C-360 (INLET) EN-18D & EXHAUST (EN-52)	URSUS TRACTOR	C-355/C-355M, C-360	(IN.) 50505050, 50505051 & (EX.) 50505060, 50505061	PARADOWSCY AMP # (IN.) PURS011 & (EX.) PURS013
E041U01010001N	ENGINE VALVE URSUS TRACTOR C-330,C-335 (EXHAUST) 21/4 N	URSUS TRACTOR	C-330, C-335	OEM # 50008480	PARADOWSCY AMP # PURS009
E041U01010601N	ENGINE VALVE URSUS TRACTOR C-330,C-335 (EXHAUST) EN-52	URSUS TRACTOR	C-330, C-335	OEM # 50008480	PARADOWSCY AMP # PURS009

Item Code	Description	Engine	Model	O.E.M. No	Reference No
E041U01010402N	ENGINE VALVE URSUS TRACTOR C-330,C-335 (INLET) EN-18D	URSUS TRACTOR	C-330, C-335	OEM # 50008470	PARADOWSCY AMP # PURS007
E041U01010602N	ENGINE VALVE URSUS TRACTOR C-330,C-335 (INLET) EN-52	URSUS TRACTOR	C-330, C-335	OEM # 50008470	PARADOWSCY AMP # PURS007
E041U01040001N	ENGINE VALVE URSUS TRACTOR C-355/C-355M,C-360 (EXHAUST) 21/4 N	URSUS TRACTOR	C-355/C-355M, C-360	OEM # 50505060 & 50505061	PARADOWSCY AMP # PURS013
E041U01030601N	ENGINE VALVE URSUS TRACTOR C-355/C-355M,C-360 (EXHAUST) EN-52	URSUS TRACTOR	C-355/C-355M, C-360	OEM # 50505060 & 50505061	PARADOWSCY AMP # PURS013
E041U01030402N	ENGINE VALVE URSUS TRACTOR C-355/C-355M,C-360 (INLET) EN-18D	URSUS TRACTOR	C-355/355M, C-360	OEM # 50505050 & 50505051	PARADOWSCY AMP # PURS011
E041U01030001N	ENGINE VALVE URSUS TRACTOR C-355/C-355M,C-360 (INLET) EN-52	URSUS TRACTOR	C-355/355M, C-360	OEM # 50505050 & 50505051	PARADOWSCY AMP # PURS011
E051U01030400N	ENGINE VALVE(INLET AND EXHAUST)URSUS TRACTOR C-355/C-355M,C-360(INLET)EN-18D & EXHAUST(21/4 N)	URSUS TRACTOR	C-355/C-355M, C-360	OEM # (IN.) 50505050, 50505051 & (EX.) 50505060, 50505061	PARADOWSCY AMP # (IN.) PURS011 & (EX.) PURS013
AECO-NP-12028	ENGINE VALVE (INLET AND EXHAUST) VALTRA 700,800 (320,420,620) (INLET) EN-52 & (EXHAUST) 21/4 N	VALTRA	700, 800 (320, 420, 620)		MAHLE # VA0310273 VA0310274 & AGCO PART # 9193 9194
E041V09010301Y	ENGINE VALVE VALTRA 700,800 (320,420,620) EXHAUST (BI-METAL)	VALTRA	700, 800 (320, 420, 620)		MAHLE # VA0310274 & AGCO PART # 9194
E041V09010602Y	ENGINE VALVE VALTRA 700,800 (320,420,620) INLET (EN-52)	VALTRA	700, 800 (320, 420, 620)		MAHLE # VA0310273 & AGCO PART # 9193
AECO-NP-12550	ENGINE VALVE (EXHAUST) VOLKSWAGEN BLR, BLX, BLY, AXW, CAWB, CDAA, CGYA, CFPA (28.00 X 6.00 X 101.90) 21/4N(3 GROOVE)	VOLKSWAGEN	BLR, BLX, BLY, AXW, CAWB, CDAA, CGYA, CFPA	06D109611H, 06D109611K, 06D109611L, 06D109611T	QUEEN # 1996, MORESA # S- 9784

Item Code	Description	Engine	Model	O.E.M. No	Reference No
AE13395	ENGINE VALVE (EXHAUST) VOLKSWAGEN GOLF 1.8, AGN, ADR, APR, (29.90 X 6.00 X 104.00) 21/4N (3 GROOVE)	VOLKSWAGEN	GOLF 1.8, AGN, ADR, APR	058109611M & 06B109611D	SBI # 10803S, MORESA # S- 7106, QUEEN # 0966
E051V06110000N	ENGINE VALVE (INLET AND EXHAUST) VOLKSWAGEN 1300/1300A/GHIA (40HP) INLET (EN-52) & EXHAUST (21/4 N)	VOLKSWAGEN	1300 / 1300A / (40 HP) / GHIA	OEM #=(IN.) 113-109-601D & (EX.) 113- 109-612	
AECO-NP-12030	ENGINE VALVE (INLET AND EXHAUST) VOLKSWAGEN GOLF-D (TURBO) (INLET) EN-52 & (EXHAUST) 21/4 N	VOLKSWAGEN	GOLF-D (TURBO)	068109601L, 068109601M, 068109601N, 068109611L, 068109611M & 069109611	QUEEN # 0837 & 0838
E051V06040000N	ENGINE VALVE (INLET AND EXHAUST) VOLKSWAGEN JETTA C/CL/GL, PASSAT-C/L, SANTAN (INLET) EN-52 & (EXHAUST) 21/4 N	VOLKSWAGEN	JETTA C/CL/GL	OEM #=(IN.) 049-109-601F & (EX.) 049- 109-611F	
E051V06070000N	ENGINE VALVE (INLET AND EXHAUST) VOLKSWAGEN PASSAT- L/N/GL/LS/S/TS/GLS (INLET) EN- 52& (EXHAUST)21/4 N	VOLKSWAGEN	PASSAT - L/N/GL/LS/S/T S/GLS	OEM #=(IN.) 056-109-601A & (EX.) 056- 109-611A	
E051V06090000N	ENGINE VALVE (INLET AND EXHAUST) VOLKSWAGEN TRANSPORTER/BUS (INLET) EN-52 & (EXHAUST) 21/4 N	VOLKSWAGEN	TRANSPORTER / BUS	OEM #=(IN.) 311-109-601 & (EX.) 043- 109-612	
E051V06100000N	ENGINE VALVE (INLET AND EXHAUST) VOLKSWAGEN VARIANT-1500 S/N/A-1600A, TRANSPORTER (INLET) EN-52 & (EXHAUST) 21/4 N	VOLKSWAGEN	VARIANT 1500 S/N/A - 1600 A	OEM #=(IN.) 311-109-601 & (EX.) 311- 109-612	
AE13384	ENGINE VALVE (INLET) VOLKSWAGEN AGU, AEB, AJH, AWU, AWT (27.00 X 6.00 X 105.10) EN-52 (3 GROOVE)	VOLKSWAGEN	AGU, AEB, AJH, AWU, AWT	058109601L,0 58109601C	SBI # 10804S, QUEEN # 0965, MORESA # V- 7015

Item Code	Description	Engine	Model	O.E.M. No	Reference No
AE13379	ENGINE VALVE (INLET) VOLKSWAGEN BLR, BLX, BLY, AXW, CAWB, CDAA, CGYA, CFPA (33.80 X 6.00 X 104.00) EN-52 (3 GROOVE)	VOLKSWAGEN	BLR, BLX, BLY, AXW, CAWB, CDAA, CGYA, CFPA	06D109601M, 06D109601K & 06E109601E	QUEEN # 1995, MORESA # V- 7173
E041V06110001N	ENGINE VALVE VOLKSWAGEN 1300/1300A/GHIA (40HP) EXHAUST (21/4 N)	VOLKSWAGEN	1300 / 1300A / (40 HP) / GHIA	OEM #-113 109 612	
E041V06110602N	ENGINE VALVE VOLKSWAGEN 1300/1300A/GHIA (40HP) INLET (EN-52)	VOLKSWAGEN	1300 / 1300A / (40 HP) / GHIA	OEM #-113 109 601D	
AE13389	ENGINE VALVE VOLKSWAGEN Golf Base, Fox, Suran Motor 1600cc.75/85KW. EA111 Nafta (EXHAUST) 21/4N (28.00 x 6.00 x 99.18) 45°10	VOLKSWAGEN	Golf Base, Fox, Suran Motor 1600cc.75/85 KW. EA111 Nafta	032109611L,0 32109611M,0 3D10911A,030 109611T	LAF # V-3440
AECO-NP-12495	ENGINE VALVE VOLKSWAGEN Golf Base, Fox, Suran Motor 1600cc.75/85KW. EA111 Nafta (INLET)EN-52 (34.50 x 6.00 x 99.20) 45°	VOLKSWAGEN	Golf Base, Fox, Suran Motor 1600cc.75/85 KW. EA111 Nafta	032109601L & 032109601M	LAF # V-3865, MAHLE # VA0700252
AECO-NP-12502	ENGINE VALVE VOLKSWAGEN Golf, Passat, Polo,Transporter, Vento Motor 1Y CL/GL1900cc.- Kombi Motor 2500cc. TDI (EXHAUST) 21/4N (31.20 x 7.00 x 95.50) 45°	VOLKSWAGEN	Golf, Passat, Polo, Transporter, Vento Motor 1Y CL/GL1900cc.- Kombi Motor 2500cc. TDI	028109611, 028109611E	LAF # V-3205
AECO-NP-12503	ENGINE VALVE VOLKSWAGEN Golf, Passat, Polo,Transporter, Vento Motor 1Y CL/GL1900cc.- Kombi Motor 2500cc. TDI (INLET)EN-52(36.00 x 7.00 x 95,5) 45°	VOLKSWAGEN	Golf, Passat, Polo, Transporter, Vento Motor 1Y CL/GL1900cc.- Kombi Motor 2500cc. TDI	028109601B, 028109601C	LAF # V-3204

Item Code	Description	Engine	Model	O.E.M. No	Reference No
E041V06010001N	ENGINE VALVE VOLKSWAGEN GOLF, JETTA, PASSAT, SANTANA, TRANSPORTER (EXHAUST) 21/4 N	VOLKSWAGEN	GOLF, JETTA, PASSAT, SANTANA, TRANSPORTER	068109611C, 068109611D & 072109611	QUEEN # 0103
E041V06010602N	ENGINE VALVE VOLKSWAGEN GOLF, JETTA, PASSAT, SANTANA, TRANSPORTER (INLET) EN-52	VOLKSWAGEN	GOLF, JETTA, PASSAT, SANTANA, TRANSPORTER	OEM # 068109601C	QUEEN # 0205
E041V06030001N	ENGINE VALVE VOLKSWAGEN GOLF-D (TURBO) EXHAUST (21/4 N)	VOLKSWAGEN	GOLF - D (TURBO)	068109611L, 068109611M & 069109611	QUEEN #-0838
E041V06030602N	ENGINE VALVE VOLKSWAGEN GOLF-D (TURBO) INLET (EN-52)	VOLKSWAGEN	GOLF - D (TURBO)	068109601L, 068109601M & 068109601N	QUEEN #-0837
E041V06040001N	ENGINE VALVE VOLKSWAGEN JETTA C/CL/GL, PASSAT-C/L, SANTAN (EXHAUST) 21/4 N	VOLKSWAGEN	JETTA C/CL/GL	OEM #-049 109 611F	
E041V06040602N	ENGINE VALVE VOLKSWAGEN JETTA C/CL/GL, PASSAT-C/L, SANTAN (INLET) EN-52	VOLKSWAGEN	JETTA C/CL/GL	OEM #-049 109 601F	
E041V06070001N	ENGINE VALVE VOLKSWAGEN PASSAT-L/N/GL/LS/S/TS/GLS (EXHAUST) 21/4 N	VOLKSWAGEN	PASSAT - L/N/GL/LS/S/T S/GLS	OEM #-056 109 611A	
E041V06070602N	ENGINE VALVE VOLKSWAGEN PASSAT-L/N/GL/LS/S/TS/GLS (INLET) EN-52	VOLKSWAGEN	PASSAT - L/N/GL/LS/S/T S/GLS	OEM #-056 0109 601A	
E041V06090001N	ENGINE VALVE VOLKSWAGEN TRANSPORTER/BUS (EXHAUST) 21/4 N	VOLKSWAGEN	TRANSPORTER / BUS	OEM#- 043 109 612	
E041V06090602N	ENGINE VALVE VOLKSWAGEN TRANSPORTER/BUS (INLET) EN-52	VOLKSWAGEN	TRANSPORTER / BUS	OEM#-311 109 601	
E041V06100001N	ENGINE VALVE VOLKSWAGEN VARIAT-1500 S/NA-1600A, TRANSPORTER (EXHAUST) 21/4 N	VOLKSWAGEN	VARIANT 1500 S/N/A - 1600 A	OEM#-311 109 612	
E041V06100602N	ENGINE VALVE VOLKSWAGEN VARIAT-1500 S/NA-1600A, TRANSPORTER (INLET) EN-52	VOLKSWAGEN	VARIANT 1500 S/N/A - 1600 A	OEM#-311 109 601	

Item Code	Description	Engine	Model	O.E.M. No	Reference No
AECO-NP-12029	ENGINE VALVE(INLET AND EXHAUST)VOLKSWAGEN GOLF, JETTA, PASSAT, SANTANA, TRANSPORTER(INLET)EN-52 & (EXHAUST) 21/4 N	VOLKSWAGEN	GOLF, JETTA, PASSAT, SANTANA, TRANSPORTER	068109601C, 068109611C, 068109611D & 072109611	QUEEN # 0205 & 0103
AE13623	ENGINE VALVE (EXHAUST) VOLVO D60, TD60, TD61, TD61F/G, TD63E/ES, D6A (TURBO) 21/4N	VOLVO	D60, TD60, TD61, TD61F/G, TD63E/ES, D6A	4655494, 8192143+	QUEEN # 0174
E051V07140000Y	ENGINE VALVE (INLET AND EXHAUST) VOLVO D50A, D50B, TD50A, TD50B (TURBO), B54-N/F84, F85 (INLET) EN-52 & (EXHAUST) 21/4 N	VOLVO	D50A, D50B, TD50A, TD50B (TURBO), B54-N/F84, F85	(IN.) 420016-8 & (EX.) 420192-7, 420017-6	QUEEN # (IN.) 1347 & (EX.) 1348
AE13622	ENGINE VALVE (INLET AND EXHAUST) VOLVO D60, TD60, TD61, TD61F/G, TD63E/ES, D6A (TURBO) INLET EN-52 & EXHAUST-21/4 N	VOLVO	D60, TD60, TD61, TD61F/G, TD63E/ES, D6A	3825723, 4205530, 4655486, 3828723+	QUEEN # 0173
E051V07070000Y	ENGINE VALVE (INLET AND EXHAUST) VOLVO D60, TD60, TD61, TD61F/G, TD63E/ES, D6A (TURBO) INLET EN-52 & EXHAUST-21/4 N	VOLVO	D60, TD60, TD61, TD61F/G, TD63E/ES, D6A	(IN.) 3825723, 4205530, 4655486, 3828723 & (EX.) 4655494, 8192143	QUEEN # (IN.) 0173 & (EX.) 0174
E051V07170000Y	ENGINE VALVE (INLET AND EXHAUST) VOLVO TD120A/C/E/F/G (TURBO),TD121F/G/GD,TD122F/FS,TD123E/ES (INLET) EN-52 & (EXHAUST) 21/4 N	VOLVO	TD120A/C/E/F/G (TURBO), TD121F/G/GD, TD122F/FS, TD123E/ES	OEM # (IN.) 468302-5 & (EX.) 468303-3	QUEEN # (IN.) 0179 & (EX.) 0180
E041V07020602N	ENGINE VALVE VOLVO D100B,THD100D (INLET) EN-52	VOLVO	D100B, THD100D	OEM # 467861 & 469240-6	QUEEN # 0303 AE # V91780 & TRW # 105-35377

Item Code	Description	Engine	Model	O.E.M. No	Reference No
AE13479	ENGINE VALVE VOLVO D12D (EXHAUST) 21/4N	VOLVO	D12D	20441486, 8148574 & 3165234	QUEEN # 1922
AECO-NP-10073	ENGINE VALVE VOLVO D12D (INLET) EN-52 (40.00 X 8.00 X 191.70 X 30°)	VOLVO	D12D	20459326	QUEEN # 2225
AE13493	ENGINE VALVE VOLVO D16A, TD162F, TD163ES (EXHAUST) 21/4N	VOLVO	D16A, TD162F, TD163ES	1556473, 1543027, 863702, 1556896	QUEEN # 1352, FRECCIA # R4688
AE13492	ENGINE VALVE VOLVO D16A, TD162F, TD163ES (INLET) EN-52	VOLVO	D16A, TD162F, TD163ES	1543026 & 1556472	FRECCIA # R4687, QUEEN # 1351
E041V07040001N	ENGINE VALVE VOLVO D42 OR BOLINDER MUNKTELL 650 (EXHAUST) 21/4 N	VOLVO	D42	OEM # 785562	TRW # 105-34764
E041V07040602N	ENGINE VALVE VOLVO D42 OR BOLINDER MUNKTELL 650 (INLET) EN-52	VOLVO	D42	OEM # 785561	TRW # 105-34763
AE13490	ENGINE VALVE VOLVO D7A, D7B, TD70E, TD70FS, TD71F (EXHAUST) 21/4N	VOLVO	D7A, D7B, TD70E, TD70FS, TD71F	4711958, 4653811 & 421680	QUEEN # 0176, FRECCIA # R4333
AE13489	ENGINE VALVE VOLVO D7A, D7B, TD70E, TD70FS, TD71F (INLET) EN-52	VOLVO	D7A, D7B, TD70E, TD70FS, TD71F	4663795	QUEEN # 0175, FRECCIA # R3945
AE13491	ENGINE VALVE VOLVO FH12, D12A (INLET) EN-52	VOLVO	FH12, D12A	1547492 & 3169490	QUEEN # 1921, FRECCIA # R6300
AECO-NP-10097	ENGINE VALVE VOLVO FM9 (D9A) EXHAUST (21/4 N) 38.00 X 8.00 X 191.50 X 30°	VOLVO	FM9 (D9A)	20516141 & 8148069	FRECCIA # 6381
AECO-NP-10096	ENGINE VALVE VOLVO FM9 (D9A) INLET (EN-52) 38.00 X 8.00 X 191.70 X 30°	VOLVO	FM9 (D9A)	20528110 & 20450002	FRECCIA # 6380

Item Code	Description	Engine	Model	O.E.M. No	Reference No
E041V07170001N	ENGINE VALVE VOLVO TD120A/C/E/F/G (TURBO),TD121F/G/GD,TD122F/F S,TD123E/ES (EXHAUST) 21/4 N	VOLVO	TD120A/C/E/F /G (TURBO), TD121F/G/GD, TD122F/FS, TD123E/ES	OEM # 468303- 3	QUEEN # 0180
E041V07170602N	ENGINE VALVE VOLVO TD120A/C/E/F/G (TURBO),TD121F/G/GD,TD122F/F S,TD123E/ES (INLET) EN-52	VOLVO	TD120A/C/E/F /G (TURBO), TD121F/G/GD, TD122F/FS, TD123E/ES	OEM # 468302- 5	QUEEN # 0179
E042V07240301N	ENGINE VALVE VOLVO THD100EC,THD102KF (EXHAUST) BI-METAL	VOLVO	THD100EC, THD102KF	467855-3, 467503, 467682, 467857 & 8194224	AE # 91207 & QUEEN # 0178
E041V07240602N	ENGINE VALVE VOLVO THD100EC,THD102KF (INLET) EN- 52	VOLVO	THD100EC, THD102KF	479204, 467502-1, 1545290 & 8194223	QUEEN # 0177
AECO-NP-12031	ENGINE VALVE(INLET AND EXHAUST)VOLVO D42 OR BOLINDER MUNKTELL 650(TURBO)(INLET)EN-52 &(EXHAUST) 21/4 N	VOLVO	D42	785561 & 785562	TRW # 10534763 & 10534764
E051V07391300Y	ENGINE VALVE(INLET AND EXHAUST)VOLVO TD73E(TURBO),TD73ES(TURBO)IN LET(EN-52)&EXHAUST(BI-METAL)	VOLVO	TD73E (TURBO), TD73ES (TURBO)	OEM # (IN.) 477447 & (EX.) 477443	QUEEN # (IN.) 1329 & (EX.) 1330
AE12531	ENGINE VALVE (INLET AND EXHAUST) YAMAHA FZ16 (INLET) EN-52 & (EXHAUST) 21/4 N	YAMAHA	FZ16	IN # 54BE211100 & EX # 54BE212100	SPR # 6209 & 6210
AECO-NP-08210	ENGINE VALVE (INLET AND EXHAUST) YAMAHA MF-180 (BOTH VALVE EN-52)	YAMAHA	MF-180		

Item Code	Description	Engine	Model	O.E.M. No	Reference No
AE12530	ENGINE VALVE (INLET AND EXHAUST) YAMAHA XTZ125 (INLET) EN-52 & (EXHAUST) 21/4 N	YAMAHA	XTZ125	IN # 5VLE211100 & EX # 5VLE212100	IN # 5VL-E2111-00 & EX # 5VL-E2121-00
YAMAHA0004	ENGINE VALVE (INLET AND EXHAUST) YAMAHA YBX-4S, YD-125cc, ENTICER (INLET) EN-52 & (EXHAUST) 21/4 N	YAMAHA	YBX-4S, YD-125cc, ENTICER		
E051Y02130602N	ENGINE VALVE (INLET AND EXHAUST) YANMAR 2T, 3T (BOTH EN-52) SS (BRIGHT FINISH)	YANMAR	2T, 3T		
E051Y02130202N	ENGINE VALVE (INLET AND EXHAUST) YANMAR 2T, 3T (INLET) EN-18D & (EXHAUST) EN-52 (SS) BRIGHT FINISH	YANMAR	2T, 3T		
E051Y02130100N	ENGINE VALVE (INLET AND EXHAUST) YANMAR 2T, 3T (INLET) EN-24 & (EXHAUST) EN-52	YANMAR	2T, 3T		
E051Y02130102N	ENGINE VALVE (INLET AND EXHAUST) YANMAR 2T, 3T (INLET) EN-24 & (EXHAUST) EN-52 (SS) BRIGHT FINISH	YANMAR	2T, 3T		
E051Y02060600N	ENGINE VALVE (INLET AND EXHAUST) YANMAR 3EKD/4EKD (BOTH EN-52)	YANMAR	3EKD/4EKD	OEM # (IN.) 12641011101 & (EX.) 12641011111	
E051Y02060100N	ENGINE VALVE (INLET AND EXHAUST) YANMAR 3EKD/4EKD (INLET) EN-24 & (EXHAUST) EN-52	YANMAR	3EKD/4EKD	OEM # (IN.) 12641011101 & (EX.) 12641011111	
E051Y02080600N	ENGINE VALVE (INLET AND EXHAUST) YANMAR 3ES (BOTH EN-52)	YANMAR	3ES		
E051Y02080100N	ENGINE VALVE (INLET AND EXHAUST) YANMAR 3ES (INLET) EN-24 & (EXHAUST) EN-52	YANMAR	3ES		
E051Y02090600N	ENGINE VALVE (INLET AND EXHAUST) YANMAR 3L15 (BOTH EN-52)	YANMAR	3L15		

Item Code	Description	Engine	Model	O.E.M. No	Reference No
AECO-NP-12032	ENGINE VALVE (INLET AND EXHAUST) YANMAR 6HA/HAE (INLET) EN-52 & (EXHAUST) 21/4 N	YANMAR	6HA/HAE		
E051Y02230800N	ENGINE VALVE (INLET AND EXHAUST) YANMAR D-10/F-10 (IN. & EX. BOTH ARE SAME.) BOTH EN-18D	YANMAR	D-10/F-10		
E051Y02230200N	ENGINE VALVE (INLET AND EXHAUST) YANMAR D-10/F-10 (INLET) EN-18D & (EXHAUST) EN-52	YANMAR	D-10/F-10		
E051Y02240800N	ENGINE VALVE (INLET AND EXHAUST) YANMAR D-4/F-4 (IN. & EX. BOTH ARE SAME.) BOTH EN-18D	YANMAR	D-4/F-4		
E051Y02240200N	ENGINE VALVE (INLET AND EXHAUST) YANMAR D-4/F-4 (INLET) EN-18D & (EXHAUST) EN-52	YANMAR	D-4/F-4		
E051Y02250800N	ENGINE VALVE (INLET AND EXHAUST) YANMAR D-5/F-5 (IN. & EX. BOTH ARE SAME.) BOTH EN-18D	YANMAR	D-5/F-5		
E051Y02250200N	ENGINE VALVE (INLET AND EXHAUST) YANMAR D-5/F-5 (INLET) EN-18D & (EXHAUST) EN-52	YANMAR	D-5/F-5		
E051Y02260800N	ENGINE VALVE (INLET AND EXHAUST) YANMAR D-6/F-6 (IN. & EX. BOTH ARE SAME.) BOTH EN-18D	YANMAR	D-6/F-6		
E051Y02260200N	ENGINE VALVE (INLET AND EXHAUST) YANMAR D-6/F-6 (INLET) EN-18D & (EXHAUST) EN-52	YANMAR	D-6/F-6		
E051Y02270800N	ENGINE VALVE (INLET AND EXHAUST) YANMAR D-7/F-7 (IN. & EX. BOTH ARE SAME) BOTH EN-18D	YANMAR	D-7 F-7		

Item Code	Description	Engine	Model	O.E.M. No	Reference No
E051Y02270200N	ENGINE VALVE (INLET AND EXHAUST) YANMAR D-7/F-7 (INLET) EN-18D & (EXHAUST) EN-52	YANMAR	D-7/F-7		
E051Y02280800N	ENGINE VALVE (INLET AND EXHAUST) YANMAR D-8/F-8 (IN. & EX. BOTH ARE SAME) BOTH EN-18D	YANMAR	D-8/F-8		
E051Y02280200N	ENGINE VALVE (INLET AND EXHAUST) YANMAR D-8/F-8 (INLET) EN-18D & (EXHAUST) EN-52	YANMAR	D-8/F-8		
AECO-NP-12033	ENGINE VALVE (INLET AND EXHAUST) YANMAR EGY (INLET) EN-52 & (EXHAUST) 21/4 N	YANMAR	EGY		
E051Y02340100N	ENGINE VALVE (INLET AND EXHAUST) YANMAR KD/4KD (INLET) EN-24 & (EXHAUST) EN-52	YANMAR	KD/4KD		
E051Y02380800N	ENGINE VALVE (INLET AND EXHAUST) YANMAR N15Y (IN. & EX. BOTH ARE SAME) EN-18D	YANMAR	N15Y	OEM # (IN. & EX.) 10310011100	
E051Y02380200N	ENGINE VALVE (INLET AND EXHAUST) YANMAR N15Y (INLET) EN-18D & (EXHAUST) EN-52	YANMAR	N15Y	OEM # (IN. & EX.) 10310011100	
E051Y02390800N	ENGINE VALVE (INLET AND EXHAUST) YANMAR N22Y (BOTH EN-18D) IN. & EX. BOTH ARE SAME	YANMAR	N22Y	OEM # 13111011100	H.S. # 8409949
E051Y02390600N	ENGINE VALVE (INLET AND EXHAUST) YANMAR N22Y (BOTH EN-52) IN. & EX. BOTH ARE SAME	YANMAR	N22Y	OEM # 13111011100	
E051Y02391200N	ENGINE VALVE (INLET AND EXHAUST) YANMAR N22Y (INLET) EN-18D & (EXHAUST) 21/4 N	YANMAR	N22Y	OEM # 13111011100	

Item Code	Description	Engine	Model	O.E.M. No	Reference No
E051Y02390200N	ENGINE VALVE (INLET AND EXHAUST) YANMAR N22Y (INLET) EN-18D & (EXHAUST) EN-52	YANMAR	N22Y	OEM # 13111011100	
E051Y02420800N	ENGINE VALVE (INLET AND EXHAUST) YANMAR NP-16 (BOTH EN-18D)	YANMAR	NP-16		
E051Y02420200N	ENGINE VALVE (INLET AND EXHAUST) YANMAR NP-16 (INLET) EN-18D & (EXHAUST) EN-52	YANMAR	NP-16		
E051Y02950200N	ENGINE VALVE (INLET AND EXHAUST) YANMAR NP-35 (INLET) EN-18D & (EXHAUST) EN-52	YANMAR	NP-35		
E051Y02450800N	ENGINE VALVE (INLET AND EXHAUST) YANMAR NT-110 (BOTH EN-18D) IN. & EX. BOTH ARE SAME	YANMAR	NT-110	OEM # 10330011100	
E051Y02570200N	ENGINE VALVE (INLET AND EXHAUST) YANMAR SM3/SM4 (INLET) EN-18D & (EXHAUST) EN-52	YANMAR	SM3/SM4		
E051Y02570100N	ENGINE VALVE (INLET AND EXHAUST) YANMAR SM3/SM4 (INLET) EN-24 & (EXHAUST) EN-52	YANMAR	SM3/SM4		
E051Y02610800N	ENGINE VALVE (INLET AND EXHAUST) YANMAR TA-70/SA-70 (BOTH EN-18D)	YANMAR	TA-70/SA-70		
E051Y02620800N	ENGINE VALVE (INLET AND EXHAUST) YANMAR TA-80/SA-80 (BOTH EN-18D)	YANMAR	TA-80/SA-80		
E051Y02670800N	ENGINE VALVE (INLET AND EXHAUST) YANMAR TF-105/TF-110,TF-115/TF-120 (BOTH EN-18D)	YANMAR	TF-105/TF-110, TF-115/TF-120	(IN.) 10550011100 & (EX.) 10550011110, 10550011111	
E051Y02720800N	ENGINE VALVE (INLET AND EXHAUST) YANMAR TF-55/TF-60,TF-65/TF-70 (BOTH EN-18D)	YANMAR	TF-55/TF-60, TF-65/TF-70	OEM # (IN.) 10510011100 & (EX.) 10510011110	

Item Code	Description	Engine	Model	O.E.M. No	Reference No
E051Y02740800N	ENGINE VALVE (INLET AND EXHAUST) YANMAR TF-75/TF-80,TF-85/TF-90 (BOTH EN-18D)	YANMAR	TF-75/TF-80, TF-85/TF-90	(IN.) 105300111100 & (EX.) 105300111110, 105300111111	
E051Y02800800N	ENGINE VALVE (INLET AND EXHAUST) YANMAR TH-10/TS-155 (BOTH EN-18D)	YANMAR	TH-10/TS-155	OEM # (IN.) 103854111100 & (EX.) 103854111110	
E051Y02800600N	ENGINE VALVE (INLET AND EXHAUST) YANMAR TH-10/TS-155 (BOTH EN-52)	YANMAR	TH-10/TS-155	OEM # (IN.) 103854111100 & (EX.) 103854111110	
E051Y02800200N	ENGINE VALVE (INLET AND EXHAUST) YANMAR TH-10/TS-155 (INLET) EN-18D & (EXHAUST) EN-52	YANMAR	TH-10/TS-155	OEM # (IN.) 103854111100 & (EX.) 103854111110	
E051Y02810800N	ENGINE VALVE (INLET AND EXHAUST) YANMAR TH-13/TS-180 (BOTH EN-18D)	YANMAR	TH-13/TS-180	OEM # (IN.) 103954111100 & (EX.) 103954111110	
E051Y02810600N	ENGINE VALVE (INLET AND EXHAUST) YANMAR TH-13/TS-180 (BOTH EN-52)	YANMAR	TH-13/TS-180	OEM # (IN.) 103954111100 & (EX.) 103954111110	
E051Y02810200N	ENGINE VALVE (INLET AND EXHAUST) YANMAR TH-13/TS-180 (INLET) EN-18D & (EXHAUST) EN-52	YANMAR	TH-13/TS-180	OEM # (IN.) 103954111100 & (EX.) 103954111110	
E051Y02840800N	ENGINE VALVE (INLET AND EXHAUST) YANMAR TH-3/TS-50 (BOTH EN-18D)	YANMAR	TH-3/TS-50	OEM # (IN.) 104100111100 & (EX.) 104100111110	
E051Y02840200N	ENGINE VALVE (INLET AND EXHAUST) YANMAR TH-3/TS-50 (INLET) EN-18D & (EXHAUST) EN-52	YANMAR	TH-3/TS-50	OEM # (IN.) 104100111100 & (EX.) 104100111110	
E051Y02850800N	ENGINE VALVE (INLET AND EXHAUST) YANMAR TH-4/TS-60 (BOTH EN-18D)	YANMAR	TH-4/TS-60	OEM # (IN.) 104200111100 & (EX.) 104200111110	

Item Code	Description	Engine	Model	O.E.M. No	Reference No
E051Y02850600N	ENGINE VALVE (INLET AND EXHAUST) YANMAR TH-4/TS-60 (BOTH EN-52)	YANMAR	TH-4/TS-60	OEM # (IN.) 10420011100 & (EX.) 10420011110	
E051Y02850200N	ENGINE VALVE (INLET AND EXHAUST) YANMAR TH-4/TS-60 (INLET) EN-18D & (EXHAUST) EN-52	YANMAR	TH-4/TS-60	OEM # (IN.) 10420011100 & (EX.) 10420011110	
E051Y02860800N	ENGINE VALVE (INLET AND EXHAUST) YANMAR TH-5/TS-70,TH-6/TS-80 (BOTH EN-18D)	YANMAR	TH-5/TS-70, TH-6/TS-80	OEM # (IN.) 10121811100 & (EX.) 10121811110	
E051Y02860200N	ENGINE VALVE (INLET AND EXHAUST) YANMAR TH-5/TS-70,TH-6/TS-80 (INLET) EN-18D & (EXHAUST) EN-52	YANMAR	TH-5/TS-70, TH-6/TS-80	OEM # (IN.) 10121811100 & (EX.) 10121811110	
E051Y02770800N	ENGINE VALVE (INLET AND EXHAUST) YANMAR TH-7/TS-105 (BOTH EN-18D)	YANMAR	TH-7/TS-105	OEM # (IN.) 10343811100 & (EX.) 10343811110	
E051Y02770600N	ENGINE VALVE (INLET AND EXHAUST) YANMAR TH-7/TS-105 (BOTH EN-52)	YANMAR	TH-7/TS-105	OEM # (IN.) 10343811100 & (EX.) 10343811110	
E051Y02770200N	ENGINE VALVE (INLET AND EXHAUST) YANMAR TH-7/TS-105 (INLET) EN-18D & (EXHAUST) EN-52	YANMAR	TH-7/TS-105	OEM # (IN.) 10343811100 & (EX.) 10343811110	
E051Y02790800N	ENGINE VALVE (INLET AND EXHAUST) YANMAR TH-8/TS-130 (BOTH EN-18D)	YANMAR	TH-8/TS-130	OEM # (IN.) 10460011100 & (EX.) 10460011110	
E051Y02790600N	ENGINE VALVE (INLET AND EXHAUST) YANMAR TH-8/TS-130 (BOTH EN-52)	YANMAR	TH-8/TS-130	OEM # (IN.) 10460011100 & (EX.) 10460011110	
E051Y02790200N	ENGINE VALVE (INLET AND EXHAUST) YANMAR TH-8/TS-130 (INLET) EN-18D & (EXHAUST) EN-52	YANMAR	TH-8/TS-130	OEM # (IN.) 10460011100 & (EX.) 10460011110	

Item Code	Description	Engine	Model	O.E.M. No	Reference No
E051Y02820800N	ENGINE VALVE (INLET AND EXHAUST) YANMAR TS-190,TS-230 (BOTH EN-18D)	YANMAR	TS-190, TS-230	OEM # (IN.) 10599011100 & (EX.) 10599011110	
E061Y02381000N	ENGINE VALVE WITH GUIDE YANMAR N15Y (INLET) EN-18D & (EXHAUST) EN-52	YANMAR	N15Y	OEM # (VALVE) IN. & EX.- 10310011100 & (GUIDE) 10310011160	
E061Y02420400N	ENGINE VALVE WITH GUIDE YANMAR NP-16 (BOTH VALVE EN-52)	YANMAR	NP-16		
E061Y02841000N	ENGINE VALVE WITH GUIDE YANMAR TH-3/TS-50 (INLET) EN-18D & (EXHAUST) EN-52	YANMAR	TH-3/TS-50		
E061Y02851000N	ENGINE VALVE WITH GUIDE YANMAR TH-4/TS-60 (INLET) EN-18D & (EXHAUST) EN-52	YANMAR	TH-4/TS-60		
E061Y02861000N	ENGINE VALVE WITH GUIDE YANMAR TH-5/TS-70,TH-6/TS-80 (INLET) EN-18D & (EXHAUST) EN-52	YANMAR	TH-5/TS-70, TH-6/TS-80		
E061Y02771000N	ENGINE VALVE WITH GUIDE YANMAR TH-7/TS-105 (INLET) EN-18D & (EXHAUST) EN-52	YANMAR	TH-7/TS-105		
E061Y02791000N	ENGINE VALVE WITH GUIDE YANMAR TH-8/TS-130 (INLET) EN-18D & (EXHAUST) EN-52	YANMAR	TH-8/TS-130		
E071Y02850000N	ENGINE VALVE WITH GUIDE, SPRING, CUP & COLLET YANMAR TH-4/TS-60 (BOTH VALVE EN-18D)	YANMAR	TH-4/TS-60		
E041Y02130610N	ENGINE VALVE YANMAR 2T,3T (EXHAUST) BRIGHT FINISH (SS) EN-52	YANMAR	2T, 3T		
E041Y02130601N	ENGINE VALVE YANMAR 2T,3T (EXHAUST) EN-52	YANMAR	2T, 3T		
E041Y02130411N	ENGINE VALVE YANMAR 2T,3T (INLET) BRIGHT FINISH (SS) EN-18D (SEAT INDUCTION HARDENED)	YANMAR	2T, 3T		

Item Code	Description	Engine	Model	O.E.M. No	Reference No
E041Y02130511N	ENGINE VALVE YANMAR 2T,3T (INLET) BRIGHT FINISH (SS) EN-24	YANMAR	2T, 3T		
E041Y02130611N	ENGINE VALVE YANMAR 2T,3T (INLET) BRIGHT FINISH (SS) EN-52	YANMAR	2T, 3T		
E041Y02130502N	ENGINE VALVE YANMAR 2T,3T (INLET) EN-24	YANMAR	2T, 3T		
E041Y02060601N	ENGINE VALVE YANMAR 3EKD/4EKD (EXHAUST) EN-52	YANMAR	3EKD/4EKD	OEM # 12641011111	
E041Y02060502N	ENGINE VALVE YANMAR 3EKD/4EKD (INLET) EN-24	YANMAR	3EKD/4EKD	OEM # 12641011101	
E041Y02060602N	ENGINE VALVE YANMAR 3EKD/4EKD (INLET) EN-52	YANMAR	3EKD/4EKD	OEM # 12641011101	
E041Y02080601N	ENGINE VALVE YANMAR 3ES (EXHAUST) EN-52	YANMAR	3ES		
E041Y02080502N	ENGINE VALVE YANMAR 3ES (INLET) EN-24	YANMAR	3ES		
E041Y02080602N	ENGINE VALVE YANMAR 3ES (INLET) EN-52	YANMAR	3ES		
E041Y02090601N	ENGINE VALVE YANMAR 3L15 (EXHAUST) EN-52	YANMAR	3L15		
E041Y02090602N	ENGINE VALVE YANMAR 3L15 (INLET) EN-52	YANMAR	3L15		
E041Y02220001Y	ENGINE VALVE YANMAR 6HA/HAE (EXHAUST) 21/4 N	YANMAR	6HA/HAE		
E041Y02220301Y	ENGINE VALVE YANMAR 6HA/HAE (EXHAUST) BI-METAL	YANMAR	6HA/HAE		
E041Y02220602Y	ENGINE VALVE YANMAR 6HA/HAE (INLET) EN-52	YANMAR	6HA/HAE		
E041Y02230601N	ENGINE VALVE YANMAR D-10/F-10 (EXHAUST) EN-52	YANMAR	D-10/F-10		
E041Y02230403N	ENGINE VALVE YANMAR D-10/F-10 (IN. & EX. BOTH ARE SAME.) EN-18D	YANMAR	D-10/F-10		
E041Y02230402N	ENGINE VALVE YANMAR D-10/F-10 (INLET) EN-18D	YANMAR	D-10/F-10		
E041Y02240601N	ENGINE VALVE YANMAR D-4/F-4 (EXHAUST) EN-52	YANMAR	D-4/F-4		
E041Y02240403N	ENGINE VALVE YANMAR D-4/F-4 (IN. & EX. BOTH ARE SAME.) EN-18D	YANMAR	D-4/F-4		

Item Code	Description	Engine	Model	O.E.M. No	Reference No
E041Y02240402N	ENGINE VALVE YANMAR D-4/F-4 (INLET) EN-18D	YANMAR	D-4/F-4		
E041Y02250601N	ENGINE VALVE YANMAR D-5/F-5 (EXHAUST) EN-52	YANMAR	D-5/F-5		
E041Y02250403N	ENGINE VALVE YANMAR D-5/F-5 (IN. & EX. BOTH ARE SAME.) EN-18D	YANMAR	D-5/F-5		
E041Y02250402N	ENGINE VALVE YANMAR D-5/F-5 (INLET) EN-18D	YANMAR	D-5/F-5		
E041Y02260601N	ENGINE VALVE YANMAR D-6/F-6 (EXHAUST) EN-52	YANMAR	D-6/F-6		
E041Y02260403N	ENGINE VALVE YANMAR D-6/F-6 (IN. & EX. BOTH ARE SAME.) EN-18D	YANMAR	D-6/F-6		
E041Y02260402N	ENGINE VALVE YANMAR D-6/F-6 (INLET) EN-18D	YANMAR	D-6/F-6		
E041Y02270601N	ENGINE VALVE YANMAR D-7/F-7 (EXHAUST) EN-52	YANMAR	D-7/F-7		
E041Y02270403N	ENGINE VALVE YANMAR D-7/F-7 (IN. & EX. BOTH ARE SAME.) EN-18D	YANMAR	D-7/F-7		
E041Y02270402N	ENGINE VALVE YANMAR D-7/F-7 (INLET) EN-18D	YANMAR	D-7/F-7		
E041Y02280601N	ENGINE VALVE YANMAR D-8/F-8 (EXHAUST) EN-52	YANMAR	D-8/F-8		
E041Y02280403N	ENGINE VALVE YANMAR D-8/F-8 (IN. & EX. BOTH ARE SAME.) EN-18D	YANMAR	D-8/F-8		
E041Y02280402N	ENGINE VALVE YANMAR D-8/F-8 (INLET) EN-18D	YANMAR	D-8/F-8		
E041Y02970401N	ENGINE VALVE YANMAR EGY (EXHAUST) EN-18D	YANMAR	EGY		
E041Y02970402N	ENGINE VALVE YANMAR EGY (INLET) EN-18D	YANMAR	EGY		
E041Y02340601N	ENGINE VALVE YANMAR KD/4KD (EXHAUST) EN-52	YANMAR	KD/4KD		
E041Y02340502N	ENGINE VALVE YANMAR KD/4KD (INLET) EN-24	YANMAR	KD/4KD		
E041Y02380601N	ENGINE VALVE YANMAR N15Y (EXHAUST) EN-52	YANMAR	N15Y	OEM # 10310011100	
E041Y02380403N	ENGINE VALVE YANMAR N15Y (IN. & EX. BOTH ARE SAME) EN-18D	YANMAR	N15Y	OEM # 10310011100	

Item Code	Description	Engine	Model	O.E.M. No	Reference No
E041Y02380402N	ENGINE VALVE YANMAR N15Y (INLET) EN-18D	YANMAR	N15Y	OEM # 10310011100	
E041Y02390001N	ENGINE VALVE YANMAR N22Y (EXHAUST) 21/4 N	YANMAR	N22Y	OEM # 13111011100	
E041Y02390601N	ENGINE VALVE YANMAR N22Y (EXHAUST) EN-52	YANMAR	N22Y	OEM # 13111011100	
E041Y02390403N	ENGINE VALVE YANMAR N22Y (IN. & EX. BOTH ARE SAME) EN-18D	YANMAR	N22Y	OEM # 13111011100	
E041Y02390603N	ENGINE VALVE YANMAR N22Y (IN. & EX. BOTH ARE SAME) EN-52	YANMAR	N22Y	OEM # 13111011100	
E041Y02390402N	ENGINE VALVE YANMAR N22Y (INLET) EN-18D	YANMAR	N22Y	OEM # 13111011100	
E041Y02420401N	ENGINE VALVE YANMAR NP-16 (EXHAUST) EN-18D	YANMAR	NP-16		
E041Y02420601N	ENGINE VALVE YANMAR NP-16 (EXHAUST) EN-52	YANMAR	NP-16		
E041Y02420402N	ENGINE VALVE YANMAR NP-16 (INLET) EN-18D	YANMAR	NP-16		
E041Y02420602N	ENGINE VALVE YANMAR NP-16 (INLET) EN-52	YANMAR	NP-16		
E041Y02950601Y	ENGINE VALVE YANMAR NP-35 (EXHAUST) EN-52	YANMAR	NP-35		
E041Y02950402Y	ENGINE VALVE YANMAR NP-35 (INLET) EN-18D	YANMAR	NP-35		
E041Y02450403N	ENGINE VALVE YANMAR NT-110 (IN. & EX. BOTH ARE SAME) EN-18D	YANMAR	NT-110	OEM # 10330011100	
E041Y02450603N	ENGINE VALVE YANMAR NT-110 (IN. & EX. BOTH ARE SAME) EN-52	YANMAR	NT-110	OEM # 10330011100	
E041Y02460403N	ENGINE VALVE YANMAR NT-65 (IN. & EX. BOTH ARE SAME.) EN-18D	YANMAR	NT-65		
E041Y02470403N	ENGINE VALVE YANMAR NT-70 (IN. & EX. BOTH ARE SAME.) EN-18D	YANMAR	NT-70		
E041Y02480403N	ENGINE VALVE YANMAR NT-75 (IN. & EX. BOTH ARE SAME.) EN-18D	YANMAR	NT-75		

Item Code	Description	Engine	Model	O.E.M. No	Reference No
E041Y02490403N	ENGINE VALVE YANMAR NT-80 (IN. & EX. BOTH ARE SAME.) EN-18D	YANMAR	NT-80		
E041Y02500403N	ENGINE VALVE YANMAR NT-85 (IN. & EX. BOTH ARE SAME.) EN-18D	YANMAR	NT-85		
E041Y02510403N	ENGINE VALVE YANMAR NT-95 (IN. & EX. BOTH ARE SAME.) EN-18D	YANMAR	NT-95		
E041Y02570601N	ENGINE VALVE YANMAR SM3/SM4 (EXHAUST) EN-52	YANMAR	SM3/SM4		
E041Y02570402N	ENGINE VALVE YANMAR SM3/SM4 (INLET) EN-18D (SEAT INDUCTION HARDENED)	YANMAR	SM3/SM4		
E041Y02570502N	ENGINE VALVE YANMAR SM3/SM4 (INLET) EN-24	YANMAR	SM3/SM4		
E041Y02610401N	ENGINE VALVE YANMAR TA-70/SA-70 (EXHAUST) EN-18D	YANMAR	TA-70/SA-70		
E041Y02610402N	ENGINE VALVE YANMAR TA-70/SA-70 (INLET) EN-18D	YANMAR	TA-70/SA-70		
E041Y02620401N	ENGINE VALVE YANMAR TA-80/SA-80 (EXHAUST) EN-18D	YANMAR	TA-80/SA-80		
E041Y02620402N	ENGINE VALVE YANMAR TA-80/SA-80 (INLET) EN-18D	YANMAR	TA-80/SA-80		
E041Y02670401N	ENGINE VALVE YANMAR TF-105/TF-110,TF-115/TF-120 (EXHAUST) EN-18D	YANMAR	TF-105/TF-110, TF-115/TF-120	OEM # 10550011110 & 10550011111	
E041Y02670402N	ENGINE VALVE YANMAR TF-105/TF-110,TF-115/TF-120 (INLET) EN-18D	YANMAR	TF-105/TF-110, TF-115/TF-120	OEM # 10550011100	
E041Y02720401N	ENGINE VALVE YANMAR TF-55/TF-60,TF-65/TF-70 (EXHAUST) EN-18D	YANMAR	TF-55/TF-60, TF-65/TF-70	OEM # 10510011110	
E041Y02720402N	ENGINE VALVE YANMAR TF-55/TF-60,TF-65/TF-70 (INLET) EN-18D	YANMAR	TF-55/TF-60, TF-65/TF-70	OEM # 10510011100	
E041Y02750001N	ENGINE VALVE YANMAR TF-75/TF-80,TF-85/TF-90 (EXHAUST) 21/4N	YANMAR	TF-75/TF-80, TF-85/TF-90	OEM # 10530011110 & 10530011111	

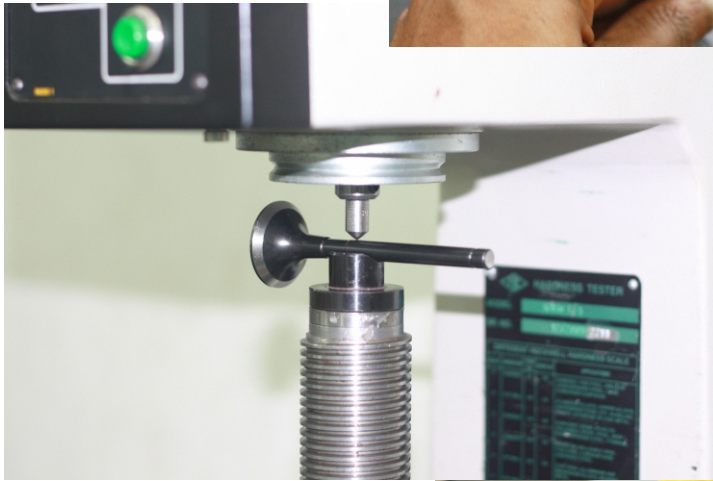

Item Code	Description	Engine	Model	O.E.M. No	Reference No
E041Y02330401N	ENGINE VALVE YANMAR TF-75/TF-80,TF-85/TF-90 (EXHAUST) EN-18D	YANMAR	TF-75/TF-80, TF-85/TF-90	OEM # 10530011110 & 10530011111	
E041Y02330402N	ENGINE VALVE YANMAR TF-75/TF-80,TF-85/TF-90 (INLET) EN-18D	YANMAR	TF-75/TF-80, TF-85/TF-90	OEM # 10530011100	
E041Y02800401N	ENGINE VALVE YANMAR TH-10/TS-155 (EXHAUST) EN-18D	YANMAR	TH-10/TS-155	OEM # 10385411110	
E041Y02800601N	ENGINE VALVE YANMAR TH-10/TS-155 (EXHAUST) EN-52	YANMAR	TH-10/TS-155	OEM # 10385411110	
E041Y02800402N	ENGINE VALVE YANMAR TH-10/TS-155 (INLET) EN-18D	YANMAR	TH-10/TS-155	OEM # 10385411100	
E041Y02800602N	ENGINE VALVE YANMAR TH-10/TS-155 (INLET) EN-52	YANMAR	TH-10/TS-155	OEM # 10385411100	
E041Y02810401N	ENGINE VALVE YANMAR TH-13/TS-180 (EXHAUST) EN-18D	YANMAR	TH-13/TS-180	OEM # 10395411110	
E041Y02810601N	ENGINE VALVE YANMAR TH-13/TS-180 (EXHAUST) EN-52	YANMAR	TH-13/TS-180	OEM # 10395411110	
E041Y02810402N	ENGINE VALVE YANMAR TH-13/TS-180 (INLET) EN-18D	YANMAR	TH-13/TS-180	OEM # 10395411100	
E041Y02810602N	ENGINE VALVE YANMAR TH-13/TS-180 (INLET) EN-52	YANMAR	TH-13/TS-180	OEM # 10395411100	
E041Y02840401N	ENGINE VALVE YANMAR TH-3/TS-50 (EXHAUST) EN-18D	YANMAR	TH-3/TS-50	OEM # 10410011110	
E041Y02840601N	ENGINE VALVE YANMAR TH-3/TS-50 (EXHAUST) EN-52	YANMAR	TH-3/TS-50	OEM # 10410011110	
E041Y02840402N	ENGINE VALVE YANMAR TH-3/TS-50 (INLET) EN-18D	YANMAR	TH-3/TS-50	OEM # 10410011100	
E041Y02850401N	ENGINE VALVE YANMAR TH-4/TS-60 (EXHAUST) EN-18D	YANMAR	TH-4/TS-60	OEM # 10420011110	
E041Y02850601N	ENGINE VALVE YANMAR TH-4/TS-60 (EXHAUST) EN-52	YANMAR	TH-4/TS-60	OEM # 10420011110	
E041Y02850402N	ENGINE VALVE YANMAR TH-4/TS-60 (INLET) EN-18D	YANMAR	TH-4/TS-60	OEM # 10420011100	
E041Y02850602N	ENGINE VALVE YANMAR TH-4/TS-60 (INLET) EN-52	YANMAR	TH-4/TS-60	OEM # 10420011100	
E041Y02860401N	ENGINE VALVE YANMAR TH-5/TS-70,TH-6/TS-80 (EXHAUST) EN-18D	YANMAR	TH-5/TS-70, TH-6/TS-80	OEM # 10121811110	
E041Y02860601N	ENGINE VALVE YANMAR TH-5/TS-70,TH-6/TS-80 (EXHAUST) EN-52	YANMAR	TH-5/TS-70, TH-6/TS-80	OEM # 10121811110	

Item Code	Description	Engine	Model	O.E.M. No	Reference No
E041Y02860402N	ENGINE VALVE YANMAR TH-5/TS-70,TH-6/TS-80 (INLET) EN-18D	YANMAR	TH-5/TS-70, TH-6/TS-80	OEM # 10121811100	
E041Y02770401N	ENGINE VALVE YANMAR TH-7/TS-105 (EXHAUST) EN-18D	YANMAR	TH-7/TS-105	OEM # 10343811110	
E041Y02770601N	ENGINE VALVE YANMAR TH-7/TS-105 (EXHAUST) EN-52	YANMAR	TH-7/TS-105	OEM # 10343811110	
E041Y02770402N	ENGINE VALVE YANMAR TH-7/TS-105 (INLET) EN-18D	YANMAR	TH-7/TS-105	OEM # 10343811100	
E041Y02770602N	ENGINE VALVE YANMAR TH-7/TS-105 (INLET) EN-52	YANMAR	TH-7/TS-105	OEM # 10343811100	
E041Y02790401N	ENGINE VALVE YANMAR TH-8/TS-130 (EXHAUST) EN-18D	YANMAR	TH-8/TS-130	OEM # 10460011110	
E041Y02790601N	ENGINE VALVE YANMAR TH-8/TS-130 (EXHAUST) EN-52	YANMAR	TH-8/TS-130	OEM # 10460011110	
E041Y02790402N	ENGINE VALVE YANMAR TH-8/TS-130 (INLET) EN-18D	YANMAR	TS-130 / TH-8	OEM # 10460011100	
E041Y02790602N	ENGINE VALVE YANMAR TH-8/TS-130 (INLET) EN-52	YANMAR	TH-8/TS-130	OEM # 10460011100	
E041Y02820401N	ENGINE VALVE YANMAR TS-190,TS-230 (EXHAUST) EN-18D	YANMAR	TS-190, TS-230	OEM # 10599011110	
E041Y02820402N	ENGINE VALVE YANMAR TS-190,TS-230 (INLET) EN-18D	YANMAR	TS-190, TS-230	OEM # 10599011100	
E051Z01120600N	ENGINE VALVE (INLET AND EXHAUST) ZETOR 102,Z7201 (BOTH EN-52)	ZETOR	102, Z7201	OEM # (IN.) 69010554 & (EX.) 69010555	QUEEN # (IN.) 0319 & (EX.) 0320
E051Z01120200N	ENGINE VALVE (INLET AND EXHAUST) ZETOR 102,Z7201 (INLET) EN-18D & (EXHAUST) EN-52	ZETOR	102, Z7201	OEM # (IN.) 69010554 & (EX.) 69010555	QUEEN # (IN.) 0319 & (EX.) 0320
E051Z01030600N	ENGINE VALVE (INLET AND EXHAUST) ZETOR 105 (ZETOR 50,HINDUSTAN 50,SUPER 25) BOTH EN-52	ZETOR	105	OEM # (IN.) 1050408 & (EX.) 1050409	

Item Code	Description	Engine	Model	O.E.M. No	Reference No
E051Z01040200N	ENGINE VALVE (INLET AND EXHAUST) ZETOR 110 OR URSUS TRACTOR C-385 (INLET) EN-18D & (EXHAUST) EN-52	ZETOR	110	(IN.) 80005014 & (EX.) 64000424, 80005012 & 80005015	QUEEN # (IN.) 0455 (EX.) 0456; TRW # (IN.) 4484 (EX.) 4144 & SPAREX # (IN.) (EX.) S.64253
E041Z01120001N	ENGINE VALVE ZETOR 102,Z7201 (EXHAUST) 21/4 N	ZETOR	102, Z7201	OEM # 69010555	QUEEN # 0320
E041Z01120601N	ENGINE VALVE ZETOR 102,Z7201 (EXHAUST) EN-52	ZETOR	102, Z7201	OEM # 69010555	QUEEN # 0320
E041Z01120402N	ENGINE VALVE ZETOR 102,Z7201 (INLET) EN-18D	ZETOR	102, Z7201	OEM # 69010554	QUEEN # 0319
E041Z01120602N	ENGINE VALVE ZETOR 102,Z7201 (INLET) EN-52	ZETOR	102, Z7201	OEM # 69010554	QUEEN # 0319
AECO-NP-00775	ENGINE VALVE ZETOR 105 (ZETOR 50, HINDUSTAN 50, SUPER 25) INLET (EN-18D)	ZETOR	105	1050408	
E041Z01030001N	ENGINE VALVE ZETOR 105 (ZETOR 50,HINDUSTAN 50,SUPER 25) EXHAUST (21/4 N)	ZETOR	105	OEM # 1050409	
E041Z01030601N	ENGINE VALVE ZETOR 105 (ZETOR 50,HINDUSTAN 50,SUPER 25) EXHAUST (EN-52)	ZETOR	105	OEM # 1050409	
E041Z01030602N	ENGINE VALVE ZETOR 105 (ZETOR 50,HINDUSTAN 50,SUPER 25) INLET (EN-52)	ZETOR	105	OEM # 1050408	
E041Z01040001N	ENGINE VALVE ZETOR 110 OR URSUS TRACTOR C-385 (EXHAUST) 21/4 N	ZETOR	110	64000424, 80005012 & 80005015	QUEEN # 0456 SPAREX # S.64253 & TRW # 4144
E041Z01040301N	ENGINE VALVE ZETOR 110 OR URSUS TRACTOR C-385 (EXHAUST) BI-METAL	ZETOR	110	64000424, 80005012 & 80005015	QUEEN # 0456 SPAREX # S.64253 & TRW # 4144
E041Z01040601N	ENGINE VALVE ZETOR 110 OR URSUS TRACTOR C-385 (EXHAUST) EN-52	ZETOR	110	64000424, 80005012 & 80005015	QUEEN # 0456 SPAREX # S.64253 & TRW # 4144

Item Code	Description	Engine	Model	O.E.M. No	Reference No
E041Z01040402N	ENGINE VALVE ZETOR 110 OR URSUS TRACTOR C-385 (INLET) EN-18D	ZETOR	110	OEM # 80005014	QUEEN # 0455 & TRW # 4484
E041Z01040602N	ENGINE VALVE ZETOR 110 OR URSUS TRACTOR C-385 (INLET) EN-52	ZETOR	110	OEM # 80005014	QUEEN # 0455 & TRW # 4484
AE13066	ENGINE VALVE ZETOR 25A, 25K (INLET) EN-18D	ZETOR	25A, 25K		
E041Z01060602N	ENGINE VALVE ZETOR 25A,25K (INLET) EN-52	ZETOR	25A, 25K		
E041Z01090001N	ENGINE VALVE ZETOR 95 (2001/2011/3001/3011/4001) EXHAUST (21/4 N)	ZETOR	95 (2001/2011/3001/3011/4001)	OEM # 950506	QUEEN # 1538 & TRW # 4298
E041Z01090601N	ENGINE VALVE ZETOR 95 (2001/2011/3001/3011/4001) EXHAUST (EN-52)	ZETOR	95 (2001/2011/3001/3011/4001)	OEM # 950506	QUEEN # 1538 & TRW # 4298
AECO-NP-00781	ENGINE VALVE ZETOR 95 (2001/2011/3001/3011/4001) INLET (21/4 N)	ZETOR	95 (2001/2011/3001/3011/4001)	950505	QUEEN # 1537 & TRW # 4297
E041Z01090402N	ENGINE VALVE ZETOR 95 (2001/2011/3001/3011/4001) INLET (EN-18D)	ZETOR	95 (2001/2011/3001/3011/4001)	OEM # 950505	QUEEN # 1537 & TRW # 4297
E041Z01090602N	ENGINE VALVE ZETOR 95 (2001/2011/3001/3011/4001) INLET (EN-52)	ZETOR	95 (2001/2011/3001/3011/4001)	OEM # 950505	QUEEN # 1537 & TRW # 4297
AECO-NP-04221	ENGINE VALVE ZETOR Z8001, Z8002.1 (TURBO) OR URSUS TRACTOR C-385 (INLET) 21/4 N	ZETOR	Z8001, Z8002.1 (TURBO)	89005915	QUEEN # 0431
E041Z01140001N	ENGINE VALVE ZETOR Z8001,Z8002.1 (TURBO) OR URSUS TRACTOR C-385 (EXHAUST) 21/4 N	ZETOR	Z8001, Z8002.1 (TURBO)	OEM # 80005015	QUEEN # 0456
E041Z01140601N	ENGINE VALVE ZETOR Z8001,Z8002.1 (TURBO) OR URSUS TRACTOR C-385 (EXHAUST) EN-52	ZETOR	Z8001, Z8002.1 (TURBO)	OEM # 80005015	QUEEN # 0456

Item Code	Description	Engine	Model	O.E.M. No	Reference No
E041Z01140402N	ENGINE VALVE ZETOR Z8001,Z8002.1 (TURBO) OR URSUS TRACTOR C-385 (INLET) EN- 18D	ZETOR	Z8001, Z8002.1 (TURBO)	OEM # 89005915	QUEEN # 0431
E041Z01140602N	ENGINE VALVE ZETOR Z8001,Z8002.1 (TURBO) OR URSUS TRACTOR C-385 (INLET) EN- 52	ZETOR	Z8001, Z8002.1 (TURBO)	OEM # 89005915	QUEEN # 0431
AECO-NP-12034	ENGINE VALVE(INLET AND EXHAUST)ZETOR 95(2001/2011/3001/3011/4001)(INLET)EN-52 &(EXHAUST)21/4 N	ZETOR	95 (2001/2011/3 001/3011/400 1)	950505 & 950506	QUEEN # 1537 1538 & TRW # 4297 4298
E051Z01140200N	ENGINE VALVE(INLET AND EXHAUST)ZETOR Z8001,Z8002.1(TURBO)OR URSUS TRACTOR C-385(INLET)EN-18D & (EXHAUST)EN-52	ZETOR	Z8001, Z8002.1 (TURBO)	OEM # (IN.) 89005915 & (EX.) 80005015	QUEEN # (IN.) 0431 (EX.) 0456 & TRW # (IN.) (EX.) 4144



Exporting quality engine components
to more than 60 countries

Since
1953

Selling over
10 million Engine Parts

Across
200+ Distributors



A - T R A C

LINERS • PISTONS • VALVES

A-trac Engineering Co. (Auditrac Group)

4th Floor, C Wing, Fortune 2000 Building, BKC, Bandra (E), Mumbai - 400 051, INDIA
+91 22 62255666 • info@atracparts.com • www.atracparts.com